

**MISSION TRAINING PLAN
FOR THE
ENGINEER BATTALION (COMBAT)
(HEAVY), BATTALION STAFF**

JULY 2002

MISSION TRAINING PLAN for the Engineer Battalion (Combat) (Heavy), Battalion Staff

TABLE OF CONTENTS

	<u>PAGE</u>
Table of Contents	i
PREFACE	ii
Chapter 1. Unit Training	1-1
Chapter 2. Training Matrixes	2-1
2-1. General.....	2-1
2-2. Mission-to-Collective Tasks Matrix.....	2-1
Chapter 3. Mission Outlines / Training Plans	3-1
Chapter 4. Training Exercise	4-1
Chapter 5. Training and Evaluation Outlines (T&EOs)	5-1
Chapter 6. External Evaluation	6-1
APPENDIX A - SAMPLE OPERATION ORDER (OPORD)	A-1
APPENDIX B - THREAT ANALYSIS	B-1
APPENDIX C - METRIC CONVERSION CHART	C-1
Glossary	Glossary-1
References	References-1
Questionnaire	Questionnaire-1

DISTRIBUTION RESTRICTION: Approved for public release; distribution is unlimited.

*This publication supersedes the staff portion of ARTEP 5-415-66-MTP, 5 April 2002.

PREFACE

This mission training plan (MTP) provides the Active Component (AC) and the Reserve Component (RC) training manager with a descriptive, mission-oriented training program to train the unit to perform its critical wartime operations. While general defense plan missions and deployment assignments impact on the priorities, the operations described here are the principal ones that the engineer battalion (combat) (heavy), battalion staff is expected to execute with a high level of proficiency. Each unit is expected to train, as a minimum, to the standards of the training and evaluation outlines (T&EOs) in the MTP. Standards for training may be made more difficult but may not be lowered. This document is in alignment with and part of the United States (US) Army's training and tactical doctrine.

This MTP applies to the Engineer Battalion (Combat) (Heavy), Battalion Staff table(s) of organization and equipment (TOE) 05415L000.

The proponent of this publication is Headquarters (HQ) US Army Training and Doctrine Command (TRADOC). Send comments and recommendations on Department of Army (DA) Form 2028 directly to Commandant, US Army Maneuver Support Center (MANSCEN), ATTN: ATZT-DT-WF-E, Fort Leonard Wood, Missouri 65473-8600.

Unless this publication states otherwise, masculine nouns and pronouns do not refer exclusively to men.

CHAPTER 1

Unit Training

1-1. General. This MTP provides the commander and leaders with guidance on how to train the key missions of the unit. The specific details of the unit's training program will depend on the--

- Unit's mission-essential tasks list (METL).
- Chain-of-command's training directives and guidance.
- Training priorities of the unit.
- Availability of training resources and areas.

1-2. Supporting Material. This MTP describes a critical wartime mission-oriented training program that is part of the next higher echelon's training program. This relationship is illustrated in Figure 1-1 (page 1-2). The unit's training program consists of the following publications:

a. Army Training and Evaluation Program (ARTEP) 5-412-68-MTP for the engineer groups. This ARTEP MTP indicates the relationship of the next higher HQ's training program to the unit's training program.

b. ARTEP 5-416-34-MTP for the headquarters and support company, engineer battalion (combat) (heavy). This ARTEP MTP indicates the relationship of the headquarters and support company's training program to the battalion's training program.

c. ARTEP 5-417-35-MTP for the engineer company, engineer battalion (combat) (heavy). This ARTEP MTP indicates the relationship of the company's training program to the battalion's training program.

d. ARTEP 5-417-13-MTP and ARTEP 5-417-17-MTP for the engineer platoons (combat) (heavy). These ARTEP MTPs indicate the relationship of the platoons' training programs to the company's training program.

e. ARTEP 5-335-DRILL for the engineer drills. The unit must sustain drills. They are US Army standard and may not be modified.

f. Soldier training publications (STPs) for the appropriate military occupational specialties (MOSs) and skill levels.

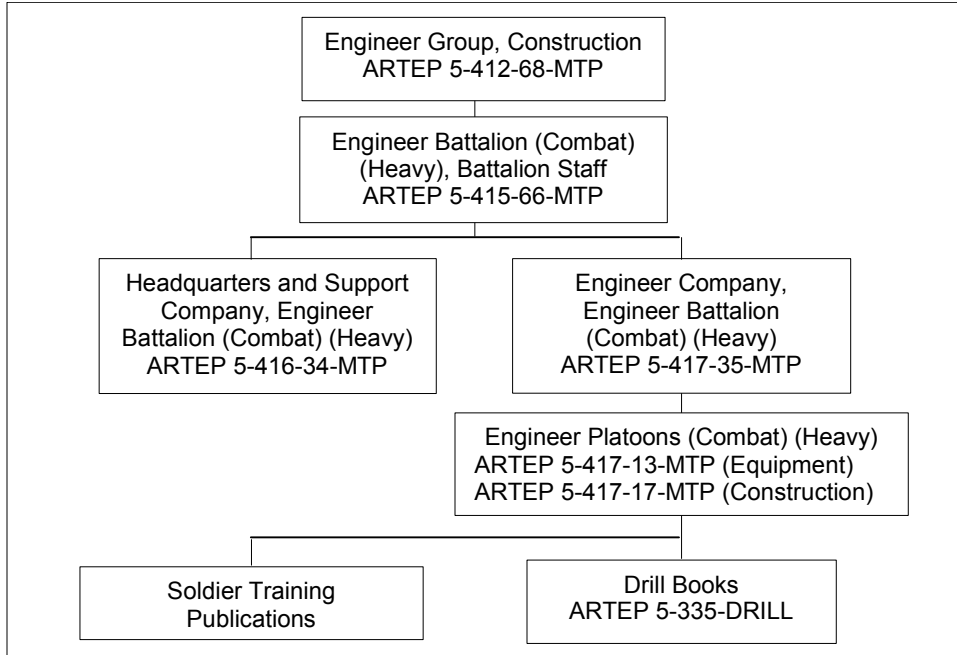


Figure 1-1. MTP Echelon Relationship

1-3. Contents. This MTP is organized into six chapters and three appendixes.

a. Chapter 1, Unit Training, provides the explanation and organization of this MTP. This chapter explains how to use this MTP in establishing an effective training program.

b. Chapter 2, Training Matrixes, shows the relationship between the mission and the collective tasks.

c. Chapter 3, Mission Outlines/Training Plans, presents a graphic portrayal of the relationship between missions and their subordinate tasks.

d. Chapter 4, Training Exercises, consists of a field training exercise (FTX). This exercise provides training information and a preconstructed scenario. It can serve as a part of an internal or external evaluation. This exercise may be modified to suit the training needs of the unit.

e. Chapter 5, Training and Evaluation Outlines (T&EOs), provides the training and evaluation criteria for all the tasks that the unit must master to effectively perform its mission. Each task is a T&EO that identifies task steps, performance measures, individual and leader tasks, and opposing forces (OPFOR) counter tasks. Each T&EO is part of a mission and, in various combinations, composes the training exercise in Chapter 4.

f. Chapter 6, External Evaluation, provides instructions for the planning, preparation, and execution of an external evaluation.

g. Appendix A, Sample Operation Order (OPORD), contains a sample OPORD to be used with the exercise in Chapter 4.

h. Appendix B, Threat Analysis, describes the local, regional, and global threats, as well as special situations that impact operations.

i. Appendix C, Metric Conversion Chart, shows how to convert US and metric measurements.

1-4. Missions and Tasks.

a. This MTP concerns specific missions found in the TOE and an implied mission that the unit must perform in order to accomplish the specified missions. The critical missions are the focus for the unit. The commander may supplement these missions with his own. The following is a listing of the missions for the unit:

- Countermobility
- Sustain Engineer Operations
- Unit Defense
- Follow-on/Replacement Bridging
- General Engineering
- Mobility
- Survivability Construction
- Plan Engineer Operations
- Sustainment Engineering
- Unit Survivability

b. Each of these tasks may be trained individually or jointly with other tasks. Training is based on the criteria described in the T&EOs. Several T&EOs can be trained as a situational training exercise (STX). Various combinations of STXs can be used to develop an FTX for the unit to practice its entire mission responsibility. Several STXs can be developed into an external evaluation that is designed by the next higher echelon to evaluate the unit's ability to perform multiple missions under stress in a realistic environment.

c. Squad tasks are trained in much the same way as described above. However, the squad leader must also train the drills provided in the drill book.

d. Leader tasks that support the unit's missions are trained through STP training, battle simulations, and execution of the unit's missions.

e. Individual tasks that support unit tasks are mastered by training to standards outlined in the appropriate STPs. The T&EOs in Chapter 5 show the individual tasks that support collective-task training.

1-5. Principles of Training. This MTP is based on the training principles explained in Field Manual (FM) 25-100.

1-6. Training Strategy. The training program developed and executed by the engineer battalion to train to standards in its critical wartime missions will be a component of the Army's Combined-Arms Training Strategy (CATS). The purpose of CATS is to provide direction and guidance on how the total Army will train and identify the resources required to support that training. The CATS will provide the tools that enable the Army to focus and manage training in an integrated manner. Central to the CATS is a series of proponent-generated unit and institutional strategies that describe the training events and resources required to facilitate training to standard. The CATS will be embedded in the Standard Army Training

System (SATS) version 4.1 and higher. The Web site for this information is <http://www.atsc.army.mil/atmd/strac>.

a. The unit training strategies central to the CATS provide the commander with a descriptive "menu" for training reflecting that while there is an optimal way to train to standard, it is unlikely that all units in the Army will have the exact mix of resources required to execute an optimal training strategy.

b. The unit's training strategy is a descriptive training strategy that provides a means for training the battalion to standard by listing required training events, critical training gates, training event frequencies, and training resources. The commander selects from this MTP those tasks required to train his METL. The training strategies to be provided in the SATS 4.1 will provide the means whereby those tasks that can be trained through a focused and integrated training plan.

c. The unit's training strategy will be comprised of three separate training strategies. When integrated with the training tasks found in this MTP, they form a comprehensive and focused training strategy that allows the unit to train to standard. The elements of the unit's training strategy are--

(1) Maneuver- and collective-training strategy. The maneuver strategy is intended to provide a set of recommended training frequencies for key training events in a unit and depicts those resources that are required to support the training events.

(2) Gunnery strategy. The gunnery strategy is based on weapons systems found in the unit and is intended to provide an annual training plan and to depict resources required to support weapons training. Data for the gunnery strategy comes from the Standards in Training Commission (STRAC) manual or the appropriate FM publications.

(3) Soldier strategy. The soldier strategy provides an annual plan for training and maintaining skills at the individual level and lists the resources required to train a soldier.

d. A vital element in the unit's training strategy is the identification of critical training gates. Critical training gates are defined as training events that must be conducted to standard before moving on to a more difficult or resource-intensive training event or task. Training gates follow the crawl, walk, run training methodology. For instance, if the unit training strategy calls for conducting an FTX, and an STX has been identified as a critical training gate for the FTX, the training tasks in the STX must be trained to standard before conducting the FTX. Standards for all tasks must be clearly defined so that the trainer can assess the preparedness of the soldiers, or units, to move on to more complex training events. The provision for critical training gates is made recognizing that the unit's METL and the commander's assessment of his unit's training status will determine the selection and timing of the collective-training exercises in a specific unit's training strategy.

e. When developing the unit's training plan, the commander identifies from the MTP the training tasks required to train his METL.

1-7. Conducting Training. This MTP is designed to facilitate planning, preparing, and conducting unit training as explained in FMs 25-100 and 25-101. The commander--

a. Assigns the missions and supporting tasks for training based on his METL and guidance from the next higher HQ. Trainers must plan and execute training to support this guidance.

b. Reviews the mission outline in Chapter 3 to determine whether STXs and FTXs provided will support, or can be modified to support, command guidance. If they do not support the guidance, or if they need to be modified, refer to the matrixes in Chapter 2. These matrixes provide a list of all critical collective tasks, drills, and individual tasks that must be mastered to perform the mission.

c. Prioritizes the tasks that need training. There is never time to train everything. You must orient on the greatest challenges and the most difficult sustainment skills.

- d. Integrates training tasks into the training schedule, using the following procedures:
 - (1) List the tasks in the priority and frequency that they need to be trained.
 - (2) Determine the amount of time required and how you can use multiechelon training for the best results.
 - (3) Determine where the training can take place.
 - (4) Determine who will be responsible for what. The leader of the element being trained must always be involved.
 - (5) Organize needs into blocks of time and training vehicles.
- e. Approves the list of tasks to be trained and schedules them on the unit's training schedule.
- f. Determines the equipment and supplies needed to conduct the training.
- g. Keeps subordinate leaders informed and oversees their training. The standards must be rigidly enforced.

1-8. Force Protection.

a. **Safety.** Safety is a component of force protection. Commanders, leaders, and soldiers use risk assessment and risk management to tie force protection into the military around the mission. Risk management assigns responsibility, institutionalizes the commander's review of operational safety, and leads to decision-making at a level of command appropriate to the risk. The objective of safety is to help units protect combat power through accident prevention, which enables units to win fast and decisively, with minimum losses. Safety is an integral part of all combat operations. Safety begins with readiness that determines a unit's ability to perform its METL to standard. Readiness standards addressed during METL assessment are--

- (1) Soldiers with the self-discipline to consistently perform tasks to standard.
- (2) Leaders who are ready, willing, and able to enforce standards.
- (3) Training that provides skills needed for performance to standard.
- (4) Standards and procedures for task preferences that are clear and practical.
- (5) Support for task preference, including equipment, personnel, maintenance, facilities, and services.

b. **Risk management.** Risk management is a tool that addresses the root causes (readiness shortcomings) of accidents. It assists commanders and leaders in not only identifying what the next accident is going to be, but also helps identify who will have the next accident. Risk management is a way to put more realism into training without paying the price in deaths, injuries, or damaged equipment.

c. **Chain of command.** Safety demands total chain-of-command involvement in planning, preparing, executing and evaluating training. Responsibilities of the chain of command include--

- (1) Commanders.
 - (a) Seek optimum, not adequate, performance.

- (b) Specify the risk you will accept to accomplish the mission.
 - (c) Select risk reductions provided by the staff.
 - (d) Accept or reject residual risk, based on the benefit to be derived.
 - (e) Train and motivate leaders at all levels to effectively use risk-management concepts.
- (2) Staff.
- (a) Assist the commander in assessing risks and developing risk-reduction options for training.
 - (b) Integrate risk controls in plans, orders, METL standards, and performance measures.
 - (c) Eliminate unnecessary safety restrictions that diminish training effectiveness.
 - (d) Assess safety performance during training.
 - (e) Evaluate safety performance during after-action reviews (AARs).
- (3) Subordinate leaders.
- (a) Apply consistently effective risk-management concepts and methods to the operations they lead.
 - (b) Report risk issues beyond your control or authority to your superiors.
- (4) Individual soldiers.
- (a) Report unsafe conditions and acts; correct the situation when possible.
 - (b) Establish a buddy system to keep a safety watch on one another.
 - (c) Take responsibility for personal safety
 - (d) Work as a team member.
 - (e) Modify your own risk behavior.
- d. Steps. Risk management is a five-step cyclic process that is easily integrated into the decision-making process outlined in FM 101-5. The risk management process consists of the following five steps:
- (1) Identify hazards. Identify the most probable hazards for the mission.
 - (2) Assess hazards. Analyze each hazard to determine the probability of it causing an accident and the probable effect of the accident. Identify control options to eliminate or reduce the hazard. The Army standard risk assessment matrix in Figure 1-2 is a tool to be used for assessing hazards.
 - (3) Make risk decisions. Weigh the risk against the benefits of performing the operations. Accept no unnecessary risks, and make any remaining risk decisions at the proper level of command.
 - (4) Implement controls. Integrate specific controls into operation plans (OPLANs), OPORDs, standing operating procedures (SOPs), and rehearsals. Communicate controls to the individual soldier.

(5) Supervise. Determine the effectiveness of controls in reducing the probability and effect of identified hazards, to include follow-up and AAR. Develop lessons learned.

			HAZARD PROBABILITY				
			FREQUENT	PROBABLE	OCCASIONAL	REMOTE	IMPROBABLE
			A	B	C	D	E
E F F E C T	CATASTROPHIC	I	EXTREMELY HIGH		HIGH		LOW
	CRITICAL	II	HIGH	HIGH		LOW	LOW
	MARGINAL	III	LOW	MEDIUM		LOW	LOW
	NEGLIGIBLE	IV	LOW	LOW		LOW	LOW

Effect	
Catastrophic	Death or permanent total disability, system loss, and major property damage.
Critical	Permanent partial disability, temporary total disability in excess of 3 months, major system damage, significant property damage.
Marginal	Minor injury, lost workday accident, compensable injury or illness, minor system/property damage.
Negligible	First aid or minor supportive medical treatment, minor system impairment.
Probability	
Frequent	Individual soldier/item. All soldiers exposed or item inventory
Probable	Individual soldier/item All soldiers exposed or item inventory
Occasional	Individual soldier/item. All soldiers exposed or item inventory
Remote	Individual soldier/item All soldiers exposed or item inventory
Improbable	Individual soldier/item All soldiers exposed or item inventory
Risk Levels	
Extremely High	Loss of ability to accomplish mission.
High	Significantly degrades mission capabilities in terms of required mission standards.
Medium	Degrades mission capabilities in terms of required mission.
Low	Little or no impact on mission accomplishment.

Figure 1-2. Risk Assessment Matrix

e. Fratricide. Fratricide prevention is a component of force protection and is closely related to safety. Fratricide is the employment of weapons, with the intent to kill the enemy or destroy his equipment, that results in unforeseen and unintentional death, injury, or damage to friendly personnel or equipment. Fratricide is by definition an accident. Risk assessment and risk management are mechanisms used to control the incidence of fratricide.

f. Causes of fratricide. The primary causes of fratricide are--

(1) Direct fire control plan failures. These failures result when units fail to develop defensive and, particularly, offensive fire control plans.

(2) Land navigation failures. These failures result when units stray out of sector, report incorrect locations, and become disoriented.

(3) Combat identification failures. These failures include gunners or pilots being unable to distinguish thermal and optical signatures near the maximum range of their sighting systems and units in proximity mistaking each other for the enemy under limited-visibility conditions.

(4) Inadequate control measures. These occur when units fail to disseminate the minimum maneuver and fire support control measures that are necessary to tie control measures to recognizable terrain or events.

(5) Reporting communication failures. Units at all levels face problems in generating timely, accurate, and complete reports as locations and tactical situations change.

(6) Weapons errors. Lapses in individual discipline lead to charge errors, accidental discharges, mistakes with explosives or hand grenades, and similar incidents.

(7) Battlefield hazards. Unexploded ordnance (UXO), unmarked or unrecorded minefields, scatterable mines (SCATMINES), and booby traps litter the battlefield. Failure to mark, record, remove, or anticipate these hazards increases the risk of friendly casualties.

g. Results. Fratricide results in unacceptable losses and increases the risk of mission failure. Fratricide undermines the unit's ability to survive and function. Units experiencing fratricide observe these consequences:

- (1) Loss of confidence in unit leadership.
- (2) Increase of self-doubt among leaders.
- (3) Hesitation to use supporting combat systems.
- (4) Oversupervision of units.
- (5) Hesitation to conduct night operations.
- (6) Loss of aggressiveness during fire and maneuver.
- (7) Loss of initiative.
- (8) Disrupted operations.
- (9) General degradation of cohesiveness, morale, and combat power.

1-9. Environmental Protection. Protection of natural resources has continued to become an ever-increasing concern to the Army. It is the responsibility of all unit leaders to decrease and, if possible, eliminate damage to the environment when conducting training. Environmental risk management parallels safety risk management and is based on the same philosophy. Environmental risk management consists of the following steps:

a. Identify hazards. Identify potential sources for environmental degradation during analysis of mission, enemy, terrain, troops, time available, and civilian considerations (METT-TC) factors. This requires identification of environmental hazards. An environmental hazard is a condition with the potential for polluting air, soil, or water and/or destroying cultural and historical artifacts.

b. Assess the hazard. Analyze the potential severity of environmental degradation using the environmental risk assessment matrix (Figure 1-3). Consider the severity of environmental degradation

when determining the potential effect an operation will have on the environment. The risk impact value is defined as an indicator of the severity of environmental degradation. Quantify the risk to the environment resulting from the operation as extremely high, high, medium, or low, using the environmental risk assessment matrix.

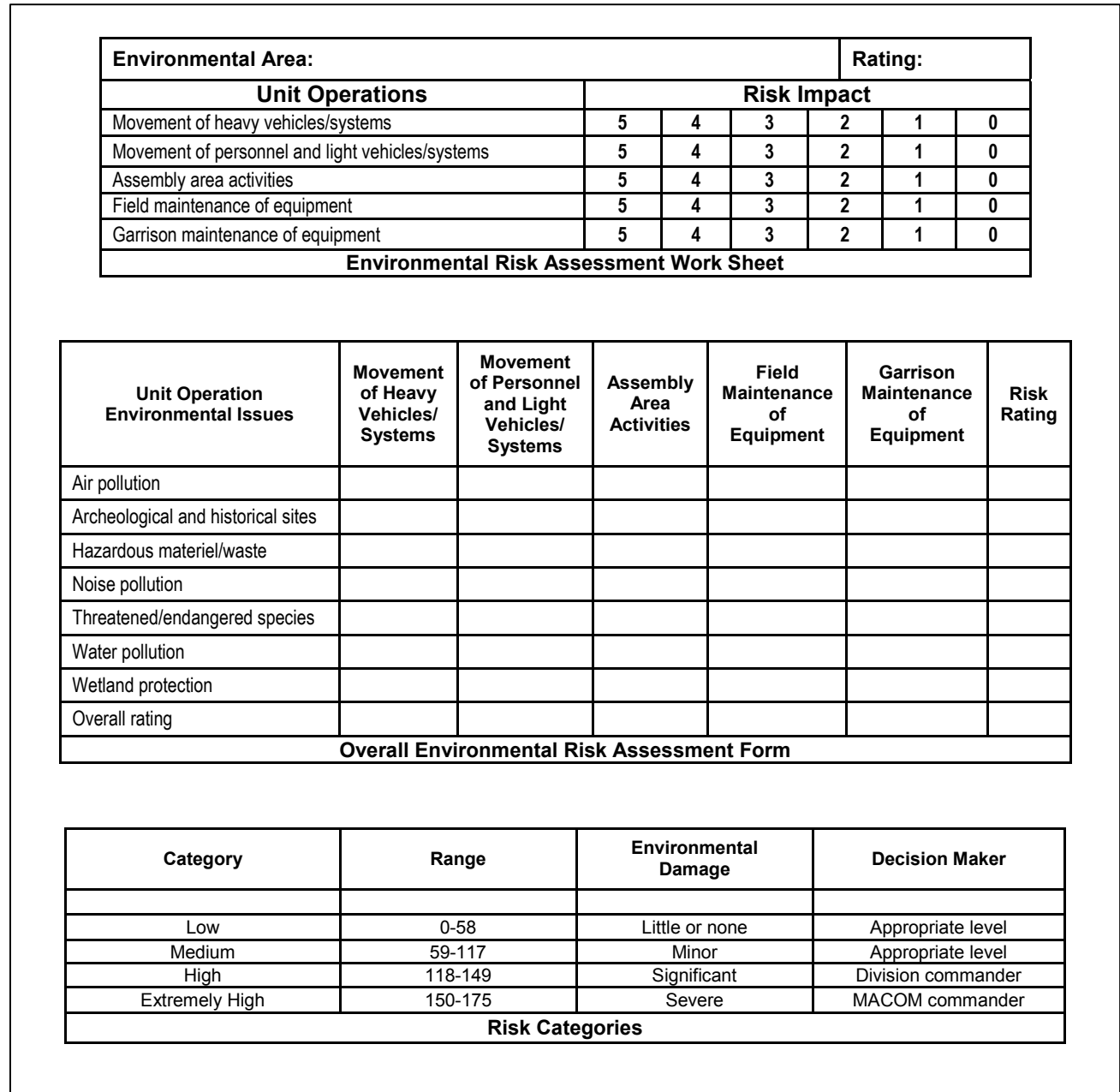


Figure 1-3. Environmental Risk-Assessment Matrix

c. Make environmental risk decisions. Make decisions and develop measures to reduce high environmental risks.

d. Brief the chain of command. Brief the chain of command (to include the installation environmental office, if applicable) on proposed plans and pertinent high-risk environmental matrixes. Risk decisions are made at a level of command that corresponds to the degree of risk.

e. Implement controls. Implement environmental protection measures by integrating them into plans, orders, SOPs, training-performance standards, and rehearsals.

f. Supervise. Supervise and enforce environmental-protection standards.

1-10. Evaluation. The T&EOs in Chapter 5 describe standards that must be met for each task.

a. Evaluations can be either internal or external. Internal evaluations are conducted at all levels, and they must be inherent in all training. External evaluations are usually more formal and are normally conducted by a HQ two levels above the evaluated unit. See Chapter 6 for more information on external evaluations.

b. A critical weakness in training is the failure to evaluate each task every time it is executed. The ARTEP concept is based on simultaneous training and evaluation. Too often, leaders do not practice continuous evaluation. Soldiers or small units are trained to perform a task to standard, and then later, when they execute that task as part of a training exercise, they execute it poorly or incorrectly and are not corrected. For this program to work, trainers and leaders must continually evaluate training as it is being executed.

c. Leaders should emphasize direct, on-the-spot evaluations. Correcting poor performance during individual or small-group training is easy to do. In higher-level exercises, it is usually not feasible to do this with outside evaluators, but should not be totally eliminated. Plan AARs at frequent logical intervals during the exercises (usually after the completion of a major subordinate task). This is a proven technique that will allow you to correct performance shortcomings while they are still fresh in everyone's mind. Also, it gets everyone involved and prevents the reinforcement of bad habits.

d. FM 25-101 provides detailed instructions for conducting an AAR. It also provides detailed guidance on coaching and critiquing during training.

1-11. Feedback. Recommendations for improvement of this ARTEP MTP are requested. Feedback will help to ensure that this MTP answers the training needs of units in the field. Please send DA Form 2028 comments to the address reflected in the preface, or use the questionnaire provided at the end of this MTP.

CHAPTER 2

Training Matrixes

2-1. General. The training matrix assists the commander in planning the training of his unit's personnel. The mission identification table listed below (Figure 2-1) provides mission identification for the unit.

Mission Identification Table
Mission Title
Countermobility
Sustain Engineer Operations
Unit Defense
Follow-on/Replacement Bridging
General Engineering
Mobility
Survivability Construction
Plan Engineer Operations
Sustainment Engineering
Unit Survivability

Figure 2-1. Mission Identification Table

2-2. Mission-to-Collective Task Matrix. This matrix (Figure 2-2) identifies the mission and its supporting collective tasks. The tasks are listed under the appropriate battlefield operating systems (BOS), indicated by an "X" in the matrix. The BOS used in this matrix are defined in TRADOC Pamphlet (Pam) 11-9. A specific mission is trained by using collective tasks in the vertical column for the mission. Based on the proficiency of the unit, training is focused on operational weaknesses.

Collective Tasks	COUNTERMOBILITY	SUSTAIN ENGINEER OPERATIONS	UNIT DEFENSE	FOLLOW-ON/ REPLACEMENT BRIDGING
Develop Intelligence				
05-1-0413 Plan/Direct Engineer Intelligence Collection				
19-3-3105.05-T01A Process Captured Documents and Equipment		X	X	X
34-1-2005.05-T01A Disseminate Combat Information and Intelligence (Battalion)			X	
71-2-0332.05-T01A Maintain Operations Security (OPSEC)	X	X	X	X
Deploy/Conduct Maneuver				
12-1-0409.05-T01A Prepare Personnel for Deployment		X		
Protect the Force				
05-1-0001 Prepare an Obstacle Plan (Battalion)	X		X	
05-2-0911 Defend a Convoy Against a Ground Attack			X	
05-3-0904.05-R01A Establish Jobsite Security	X	X	X	X
19-3-2204.05-T01A Employ Physical Security Measures		X	X	X

Collective Tasks	COUNTERMOBILITY	SUSTAIN ENGINEER OPERATIONS	UNIT DEFENSE	FOLLOW-ON/REPLACEMENT BRIDGING
71-2-0326.05-T01A Perform Risk Management Procedures	X	X	X	X
Perform CSS and Sustainment				
05-1-0700 Perform Combat Construction Survey Operations				
05-1-0716 Prepare Construction Estimates				
05-1-0725 Site-Adapt a Standard Construction Design			X	
05-1-0732 Prepare Air Base Damage Repair Estimate				
05-1-1000 Conduct Logistics Operations		X		
05-4-0712 Perform Construction Survey Operations				
08-2-C316.05-T01A Transport Casualties (for Units Without Medical Treatment Personnel)		X	X	X
08-2-R303.05-T01A Conduct Battlefield Stress Reduction and Stress Prevention Procedures	X	X	X	X
08-2-R315.05-T01A Perform Field Sanitation Functions		X		X
11-5-0050.05-T01A Operate a Telephone Switch (Manual/SB22/PT)		X		
11-5-0121.05-T01A Provide a Field Cable or Wire System		X		
12-1-0403.05-T01A Report Casualties		X		
12-1-0404.05-T01A Perform Strength Accounting		X		
12-1-0405.05-T01A Conduct Replacement Operations		X		
12-1-0406.05-T01A Process Personnel and Administrative Actions		X		
12-1-0410.05-T01A Provide Legal Support		X		
16-1-1001.05-T01A Conduct the Command Religious-Support Program		X		
Exercise Command and Control				
05-1-0002 Prepare an Engineer Estimate (Battalion)				
05-1-0003 Prepare an Engineer Annex (Battalion)				
05-1-0008 Prepare an Operation Order (OPORD)	X	X	X	

Collective Tasks		COUNTERMOBILITY	SUSTAIN ENGINEER OPERATIONS	UNIT DEFENSE	FOLLOW-ON/ REPLACEMENT BRIDGING
05-1-0026	Report Engineer Information	X	X	X	
05-1-0029	Develop and Implement an Area Damage Control (ADC) Plan	X			
05-1-0031	Control Area Damage Control (ADC) Operations	X		X	
05-1-0035	Control a Base in a Base Cluster			X	
05-1-0039	Conduct Base Cluster Operations	X		X	
05-1-0045	Control Airfield Damage Repair Operations	X			
05-1-0715	Control Construction Operations				
05-1-0718	Prepare and Issue a Construction Directive				
05-1-0719	Conduct Quality Control Operations	X			
05-1-0721	Plan/Control Augmentation Support	X		X	
05-3-1018	Conduct Troop-Leading Procedures	X	X	X	
11-3-0214.05-T01A	Establish and Operate a Single-Channel Voice Radio Net	X	X	X	X
12-1-0408.05-T01A	Participate in the Operations Order (OPORD) Process		X		

Collective Tasks	GENERAL ENGINEERING	MOBILITY	SURVIVABILITY CONSTRUCTION	PLAN ENGINEER OPERATIONS
Develop Intelligence				
05-1-0413 Plan/Direct Engineer Intelligence Collection				X
19-3-3105.05-T01A Process Captured Documents and Equipment				
34-1-2005.05-T01A Disseminate Combat Information and Intelligence (Battalion)				
71-2-0332.05-T01A Maintain Operations Security (OPSEC)	X	X	X	X
Deploy/Conduct Maneuver				
12-1-0409.05-T01A Prepare Personnel for Deployment				
Protect the Force				
05-1-0001 Prepare an Obstacle Plan (Battalion)				X
05-2-0911 Defend a Convoy Against a Ground Attack		X		
05-3-0904.05-R01A Establish Jobsite Security	X	X	X	X
19-3-2204.05-T01A Employ Physical Security Measures				
71-2-0326.05-T01A Perform Risk Management Procedures	X	X	X	X
Perform CSS and Sustainment				
05-1-0700 Perform Combat Construction Survey Operations	X			
05-1-0716 Prepare Construction Estimates	X			
05-1-0725 Site-Adapt a Standard Construction Design	X			
05-1-0732 Prepare Air Base Damage Repair Estimate	X			
05-1-1000 Conduct Logistics Operations				
05-4-0712 Perform Construction Survey Operations	X			
08-2-C316.05-T01A Transport Casualties (for Units Without Medical Treatment Personnel)				
08-2-R303.05-T01A Conduct Battlefield Stress Reduction and Stress Prevention Procedures	X	X		X
08-2-R315.05-T01A Perform Field Sanitation Functions				
11-5-0050.05-T01A Operate a Telephone Switch (Manual/SB22/PT)				

Collective Tasks	GENERAL ENGINEERING	MOBILITY	SURVIVABILITY CONSTRUCTION	PLAN ENGINEER OPERATIONS
11-5-0121.05-T01A Provide a Field Cable or Wire System				
12-1-0403.05-T01A Report Casualties				
12-1-0404.05-T01A Perform Strength Accounting				
12-1-0405.05-T01A Conduct Replacement Operations				
12-1-0406.05-T01A Process Personnel and Administrative Actions				
12-1-0410.05-T01A Provide Legal Support				
16-1-1001.05-T01A Conduct the Command Religious-Support Program				
Exercise Command and Control				
05-1-0002 Prepare an Engineer Estimate (Battalion)				X
05-1-0003 Prepare an Engineer Annex (Battalion)				X
05-1-0008 Prepare an Operation Order (OPORD)	X	X		X
05-1-0026 Report Engineer Information	X	X	X	X
05-1-0029 Develop and Implement an Area Damage Control (ADC) Plan	X	X	X	X
05-1-0031 Control Area Damage Control (ADC) Operations	X	X	X	
05-1-0035 Control a Base in a Base Cluster				
05-1-0039 Conduct Base Cluster Operations	X			
05-1-0045 Control Airfield Damage Repair Operations	X	X	X	
05-1-0715 Control Construction Operations	X			
05-1-0718 Prepare and Issue a Construction Directive	X			
05-1-0719 Conduct Quality Control Operations	X			
05-1-0721 Plan/Control Augmentation Support	X	X	X	
05-3-1018 Conduct Troop-Leading Procedures	X	X	X	
11-3-0214.05-T01A Establish and Operate a Single-Channel Voice Radio Net	X	X	X	
12-1-0408.05-T01A Participate in the Operations Order (OPORD) Process				

Collective Tasks	SUSTAINMENT ENGINEERING	UNIT SURVIVABILITY
Develop Intelligence		
05-1-0413 Plan/Direct Engineer Intelligence Collection		
19-3-3105.05-T01A Process Captured Documents and Equipment		X
34-1-2005.05-T01A Disseminate Combat Information and Intelligence (Battalion)		
71-2-0332.05-T01A Maintain Operations Security (OPSEC)	X	X
Deploy/Conduct Maneuver		
12-1-0409.05-T01A Prepare Personnel for Deployment		
Protect the Force		
05-1-0001 Prepare an Obstacle Plan (Battalion)		X
05-2-0911 Defend a Convoy Against a Ground Attack		X
05-3-0904.05-R01A Establish Jobsite Security		X
19-3-2204.05-T01A Employ Physical Security Measures		X
71-2-0326.05-T01A Perform Risk Management Procedures	X	X
Perform CSS and Sustainment		
05-1-0700 Perform Combat Construction Survey Operations		
05-1-0716 Prepare Construction Estimates		
05-1-0725 Site-Adapt a Standard Construction Design		
05-1-0732 Prepare Air Base Damage Repair Estimate		
05-1-1000 Conduct Logistics Operations		
05-4-0712 Perform Construction Survey Operations		
08-2-C316.05-T01A Transport Casualties (for Units Without Medical Treatment Personnel)		X
08-2-R303.05-T01A Conduct Battlefield Stress Reduction and Stress Prevention Procedures		X
08-2-R315.05-T01A Perform Field Sanitation Functions		X
11-5-0050.05-T01A Operate a Telephone Switch (Manual/SB22/PT)		

Collective Tasks	SUSTAINMENT ENGINEERING	UNIT SURVIVABILITY
11-5-0121.05-T01A Provide a Field Cable or Wire System		
12-1-0403.05-T01A Report Casualties		
12-1-0404.05-T01A Perform Strength Accounting		
12-1-0405.05-T01A Conduct Replacement Operations		
12-1-0406.05-T01A Process Personnel and Administrative Actions		
12-1-0410.05-T01A Provide Legal Support		
16-1-1001.05-T01A Conduct the Command Religious-Support Program		
Exercise Command and Control		
05-1-0002 Prepare an Engineer Estimate (Battalion)		
05-1-0003 Prepare an Engineer Annex (Battalion)		
05-1-0008 Prepare an Operation Order (OPORD)		X
05-1-0026 Report Engineer Information		X
05-1-0029 Develop and Implement an Area Damage Control (ADC) Plan		X
05-1-0031 Control Area Damage Control (ADC) Operations		
05-1-0035 Control a Base in a Base Cluster		
05-1-0039 Conduct Base Cluster Operations		
05-1-0045 Control Airfield Damage Repair Operations		X
05-1-0715 Control Construction Operations		
05-1-0718 Prepare and Issue a Construction Directive		
05-1-0719 Conduct Quality Control Operations		
05-1-0721 Plan/Control Augmentation Support		X
05-3-1018 Conduct Troop-Leading Procedures		X
11-3-0214.05-T01A Establish and Operate a Single-Channel Voice Radio Net		X
12-1-0408.05-T01A Participate in the Operations Order (OPORD) Process		

Figure 2-2. Collective Task to Missions

CHAPTER 3

Mission Outlines / Training Plans

3-1. General. This chapter provides a mission outline and describes the use of the mission training plan (MTP) for developing battalion training plans. It is designed to assist commanders in preparing training plans for wartime missions. Field Manuals (FMs) 25-100 and 25-101 provide detailed information on training management. They should be used with the MTP to develop battalion training plans.

3-2. Long-Range Planning. Long-range planning allows commanders to provide timely input to the Army's various training resource systems and to provide a general direction for the training programs. The long-range plan consists of a calendar covering the planning period and the commander's formal guidance. To develop a long-range plan, the commander must first develop the unit's mission-essential task list (METL) and conduct a training assessment. These two actions are the two principal inputs at the beginning of the planning process. FM 25-100 and other FM 25-series manuals provide guidance on developing a unit's METL.

a. Develop the unit METL. An analysis of all specified and implied missions and other guidance is the first step in developing a METL. The next step is restating the unit's wartime mission. After analyzing the unit's missions and external directives, identify a list of tasks that must be accomplished if the unit is to accomplish its wartime mission successfully. Subordinate commanders and key noncommissioned officers (NCOs) participate in selecting the tasks. Develop a task list using the missions contained in Chapter 2 of this MTP, the missions assigned to the battalion by contingency plans, and the missions directed by higher headquarters (HQ) guidance. The commander reviews the task list and selects tasks that are essential to the unit's wartime mission. Selected tasks are forwarded to the next higher HQ for approval. The tasks selected are the unit's METL. Refer to Figure 3-1.

- (1) DEVELOP INTELLIGENCE**
 - 1. Conduct Engineer Intelligence Collection
 - 2. Disseminate Intelligence Information
- (2) DEPLOY/CONDUCT MANEUVER**
 - 1. Conduct a Tactical Movement
 - 2. Occupy an Assembly Area
 - 3. Defend the Convoy Against Ground Attack
 - 4. Reorganize as Infantry
- (3) EMPLOY FIREPOWER**
 - 1. Coordinate the Integration of Air Defense for Mobility and Countermobility Operations
 - 2. Coordinate the Synchronization and Integration of Fire Support
- (4) PROTECT THE FORCE**
 - 1. Prepare an Obstacle Plan
 - 2. Plan Survivability Operations
 - 3. Direct Survivability Operations
 - 4. Control Hasty Gap Crossing
- (5) PERFORM COMBAT SERVICE SUPPORT (CSS) AND SUSTAINMENT**
 - 1. Conduct Administration Operations (Battalion)
 - 2. Treat Casualties
 - 3. Perform Field-Sanitation Measures
 - 4. Evacuate Casualties
 - 5. Provide Food-Service Support
 - 6. Provide Unit-Supply Support
 - 7. Provide Legal Support
- (6) EXERCISE COMMAND AND CONTROL (C2)**
 - 1. Prepare an Engineer Estimate
 - 2. Prepare an Engineer Annex
 - 3. Prepare an Operation Order
 - 4. Control Combat Operations
 - 5. Report Obstacle Information

<p>6. Manage Battlefield Stress 7. Operate a Net-Control Station 8. Conduct Troop-Leading Procedures</p>
--

Figure 3-1. Sample Battalion METL

b. Establish the training objectives. After the METL is identified, the commander establishes the training objectives. The training objectives are the conditions and standards that describe the situation or the environment and the ultimate outcome criteria the unit must meet to perform the tasks successfully. Training objectives and standards for the METL can be obtained from this MTP, the soldier’s training plan (STP), higher HQ command guidance, and the local standing operating procedure (SOP).

c. Conduct the training assessment. The training assessment is the commander’s continuous comparison of the unit’s current proficiency with the proficiency required to fight and win on the battlefield. The commander, his staff, and the subordinate commanders assess the organization’s current proficiency on mission-essential tasks against the required standard. The commander then indicates the current proficiency by rating each task as “T” (trained), “P” (needs practice), “U” (untrained), or “?” (unknown). The outcome of the training assessment identifies the unit’s training requirements. Refer to Figure 3-2.

	Training Strategy						Overall
	Develop Intelligence	Deploy/Conduct Maneuver	Employ Firepower	Protect the Force	Perform CSS and Sustainment	Exercise Command and Control	
Mission-Essential Tasks							
Occupy an Assembly Area	P	T	P	P	T	U	P
Control a Hasty Gap Crossing	P	T	T	T	?	P	T
Conduct Logistic Operations	T	P	T	T	U	T	T
Report Casualties	U	?	P	P	T	T	U

Figure 3-2. Sample Commander’s Training Assessment

d. Develop the training strategy and the commander’s guidance. The training strategy is developed from the outcome of the training assessment. With the training strategy, the commander and his staff establish training priorities by determining the minimum frequency each mission-essential task will be trained during the upcoming planning period. It includes the commander’s guidance and his training vision. To develop unit goals, the commander must--

- (1) Review the higher commander’s goals.
- (2) Spell out in real-world terms what his unit will do to comply with the goals of the higher commanders.
- (3) List in broad terms his own goals for the unit. For example, –
 - Attain and sustain proficiency in all the MTP missions.
 - Maintain a 90 percent operational-readiness (OR) rate.
 - Attain and sustain a 100 percent crew gunnery qualification.

e. Establish training priorities. Priorities are established for training METL tasks by basing the priorities on the training status, task criticality, and the relative training emphasis the task should receive. Figure 3-3 provides a sample training-priority list.

Task	Source	Training Priority
Control Combined Arms Breaching	MTP	4
Control Combat Operations	MTP	2
Disseminate Intelligence Information	MTP	3
Prepare an Engineer Estimate	MTP	5
Command and Control	MTP	1

Figure 3-3. Sample Battalion Training Priority List

f. Prepare a long-range planning calendar. The long-range planning calendar is the coordinating tool for long-range planning. It is structured by long-range training events to identify the time periods available for training mission-essential tasks. The long-range planning calendar projects the units training events and activities for the upcoming 12 to 18 months. To prepare a long-range calendar, follow the steps outlined below:

- (1) Select the training events and activities to train the mission. At battalion-level, the commander must project the events that will enable him to achieve his goals.
- (2) Assign a time for subordinate units to train. Subordinate leaders must be allowed to develop their training programs in support of the battalion training program.
- (3) Examine various alternatives to make optimum use of the support available to train the unit. Available training resources must be compared against higher HQ-directed training, battalion-directed training events, and subordinate-level projected training events. Resourcing tools available to the battalion commander are the battalion-level training model (BLTM), operating tempo (OPTEMPO), and Standards in Training Commission (STRAC).
- (4) Obtain approval of long-range plans from higher HQ.
- (5) Issue guidance. Training guidance is issued to the staff and subordinate units with the long-range training calendar. This training guidance supplements the long-range training calendar and generally includes the--
 - (a) Training policies.
 - (b) Types of mandatory training.
 - (c) Training resource guidance.
 - (d) Quotas for centralized training (schools).
 - (e) Training goals.

3-3. **Short-Range Planning.** A short-range plan is prepared to address the immediate future (3 months). Short-range planning develops specific training objectives based on the goals and guidance prepared during long-range planning. The short-range plan adds more detail and may modify the long-range plan based on current assessments. Prepare the short-range plan as described below:

a. Review the training program, the current unit proficiency, resources, and the training environment.

(1) Review the training program described in the long-range planning process. This review determines if the assessments made during long-range planning are still valid.

(2) Review previous short-range planning calendars for training accomplished, training preempted, and lessons learned.

(3) Review the current unit proficiency to update priorities.

(4) Review resources to determine if it is still possible to execute the program described on the long-range planning calendar.

(5) Review the training environment again in this phase of planning because it takes on added importance as training events and activities approach. Factors that affect the training environment and collectively impact the training programs are--

- (a) Personnel assigned.
- (b) Personnel turbulence.
- (c) Morale.
- (d) Education programs.
- (e) Mandatory training.
- (f) Visits, inspections, and tests.
- (g) Supplies and equipment.
- (h) Nonmission-related activities.
- (i) Other programs.

b. Develop a detailed plan of action for short-range plans. Prepare the detailed plan of action as described below:

(1) Examine the events that are scheduled on the long-range training plan to determine if they are still valid.

(2) Transfer valid events to a short-range planning calendar.

(3) Determine the desired outcomes for the scheduled events.

(4) Analyze the missions to determine the related individual, leader, and collective tasks.

(5) Determine if there are any weaknesses. Select tasks to correct these weaknesses and to sustain selected individual, leader, and unit strengths (as necessary).

(6) Select the specific training objective for the mission and the tasks to be trained. The training and evaluation outlines (T&EOs) in Chapter 5 provide the commander with the training objectives.

(7) Prepare a short-range planning calendar or 3 monthly schedules. The short-range-training planning calendar provides a detailed plan of action for the specified period.

(8) Review short-range plans with higher HQ.

(9) Issue guidance. This guidance specifically addresses how training will be accomplished.

3-4. Near-Term Planning. The final phase of planning is the execution of training. Use the short-range plan to prepare weekly training schedules.

a. Review the unit's training program, proficiency, resources, and training environment. As in long- and short-range planning, this review determines if previous assessments are still valid.

b. Finalize the plans based on the review of the training program. Determine the best sequence for training tasks, and complete the final coordination of the training events and activities.

c. Prepare trainers, observers/controllers (Os/Cs), opposing forces (OPFOR), and support personnel to know what is being trained, why it is being trained, and what their role in the training will be.

3-5. Training the Headquarters and Headquarters Company (HHC). Planning training for the HHC provides the commander with unique challenges. The most severe challenges are those that deal with time and availability of personnel. The staff and HQ sections are involved in day-to-day operations and the support of subordinate unit training. It is difficult to find the time to address the training needs of these elements adequately. These elements must be capable of fulfilling their roles in order for the battalion to perform its wartime missions. The strategy selected by the commander for training these elements must include an effective method of training individuals, staffs, leaders, and units.

a. Training the battalion (staff training).

(1) Training the staff presents the greatest challenge within a constrained training environment. This MTP identifies the staff's training objectives. The staff has numerous tasks to master to be effective. Examples of tasks that any staff must be able to perform include--

- (a) Analyzing the terrain.
- (b) Functioning as an effective team.
- (c) Exchanging information.
- (d) Preparing estimates.
- (e) Giving appraisals.
- (f) Making recommendations and decisions.
- (g) Preparing plans.
- (h) Issuing orders.
- (i) Coordinating and controlling unit operations.
- (j) Supervising subordinate units.

(2) The strategy used to train the staff will vary based on the considerations used to plan training (such as the level of proficiency and the training support available). FM 25-101 contains detailed information for conducting the exercises. Some methods of staff training include the following exercises:

(a) Tactical exercise without troops (TEWT). TEWTs are low-cost, low-overhead exercises conducted in the field on actual terrain suitable for training units for specific missions. TEWTs are used by commanders to train subordinate leaders and staffs to analyze terrain and to conduct unit missions.

(b) Map exercise (MAPEX). MAPEXs are low-cost, low-overhead training exercises that allow commanders to train their staffs to perform essential integrating and control functions to support their decision under wartime conditions. MAPEXs may be used to train the staff to exchange information, prepare estimates, give appraisals, make recommendations and decisions, prepare plans, and issue orders.

(c) Command-post exercise (CPX). CPXs are medium-cost, medium-overhead training exercises that may be conducted in garrison or a field location. CPXs normally use a battle simulation to drive the staff actions.

(d) Field-training exercise (FTX). FTXs are high-cost, high-overhead exercises conducted in the field under simulated combat conditions. Unit-conducted FTXs drill the staff in coordination, control, and supervision of unit operations. Normally, the staff completes the staff planning tasks before the exercise begins. Brigade-conducted FTXs provide the best opportunity for the staff to combine all of its skills and perform as they would in wartime, responding to both higher and lower levels.

(3) At battalion level, a method to optimize staff and unit training is to integrate TEWTs; MAPEXs; CPXs; command field exercises (CFXs); and combined-arms, live-fire exercises (CALFEXs) to prepare the orders and plans for upcoming battalion FTXs. This exercises the entire spectrum of the staff effectively and makes optimum use of unit field training time. Each unit is different and only the commander can determine the best method of training his staff.

b. Training the battalion. Training the battalion is a complex task requiring both unit and staff training programs. Normal day-to-day operations place a unique burden on the battalion commander to accomplish training. Elements cross staff lines and responsibilities. The battalion executive officer (XO) coordinates with the battalion commander to ensure that the soldiers are mastering the individual tasks.

3-6. Developing Training Exercises. Chapter 4 provides a sample exercise for the battalion to use or modify to meet specific training needs. Since only a sample FTX is contained in the MTP, it is necessary for the battalion to develop exercises for its own use. This section provides general procedures for the battalion staff to use for FTX preparation and for the battalion supporting situational training exercises (STXs). Exercise plans are normally prepared during preparation of the short-range plan. Prepare the exercises as described below:

a. Mission and task selection for training. This was accomplished during the development of the long-range plan and refined during the development of the short-range plan.

b. Site selection. Confirm the selection of a training area.

c. Scenario development. After the missions and the tasks are selected, prepare a detailed scenario for the exercise.

(1) List the mission, tasks, and events in the preferred sequence of occurrence.

(2) Identify events necessary for the control of the exercises. These events would normally include the issuance of orders, after-action reviews (AARs), and any other administrative or logistical action necessary to conduct the exercise.

(3) Prepare the exercise overlays that show the sequence of actions and the terrain to be used for each event.

(4) Determine the established time for each event using the overlay and scenario. The total time is determined to ensure that the scenario can be completed in the time allocated for the exercise.

d. Os/Cs and OPFOR selection. Os/Cs and OPFOR are normally required for every FTX and STX when the Multiple Integrated Laser-Engagement System (MILES) is used. It is difficult for a battalion to

provide Os/Cs and OPFOR from its own resources. When Os/Cs and OPFOR must be provided from within the battalion, unit leaders may have to serve as the Os/Cs for their units and the OPFOR may be selected from personnel or units not essential for attaining the exercise objectives. Ideally, the higher HQ should provide Os/Cs and OPFOR.

e. Control-plan preparation. Develop control plans to coordinate the actions of the training units, OPFOR, and Os/Cs. The scenario is used and a detailed control plan is prepared. The control plan consists of--

(1) Detailed schedules of OPFOR actions.

(2) Detailed instructions for the OPFOR.

(3) Detailed schedules of activities for units.

(4) OPFORs and fragmentary orders (FRAGOs) for friendly units. Normally, friendly-unit actions are controlled through the issuance of operation orders (OPORDs) and FRAGOs.

f. Evaluation-plan preparation. All training is evaluated, either internally or externally. The evaluation plan identifies the tasks to be evaluated, the evaluator, and the evaluation time. The evaluation will consist of--

(1) Specific instructions for the Os/Cs.

(2) A sequential list of T&EOs to be evaluated by each O/C.

(3) Detailed time schedules for the evaluation and the AARs.

3-7. Mission Outline. The mission outline is designed to provide a graphic portrayal of the relationship of the critical wartime mission to FTXs and STXs. This outline should assist the commander and his staff in the preparation of the training plans. Figure 3-4 is a sample mission outline for the battalion.

MISSION OUTLINE FOR ENGINEER BATTALION HEAVY DIVISION	
FTX CONDUCT MOBILITY OPERATIONS 5-1-E0001	
Task Number	Task Title
3-2-C0310	Conduct a Chemical Survey
5-1-70402	Integrate Engineer Reconnaissance into the Brigade Reconnaissance and Surveillance Plan
5-1-70001	Prepare an Obstacle Plan
5-1-70008	Prepare an Operations Order
5-1-70413	Conduct Engineer Intelligence Collection
5-1-70002	Prepare an Engineer Estimate
5-1-70004	Occupy Assembly Area
5-1-71035	Integrate Engineer Elements into the Fire Support Plan
5-1-70500	Control Hasty Gap Crossing
5-1-70520	Plan Breaching Operations
5-2-71000	Conduct Logistic Operations
5-4-70401	Conduct a Route Reconnaissance

Figure 3-4. Sample Engineer Battalion Mission Outline

CHAPTER 4

Training Exercise

4-1. General. Training exercises are used to train and practice the performance of collective tasks. This MTP contains a sample FTX. It is designed to assist in developing, sustaining, and evaluating the unit's mission proficiency. Table 4-1 lists the FTX by exercise number, title, and page number.

Table 4-1. FTX Exercises

Exercise Number	Exercise Title	Page
FTX 5-1-E0001	Conduct Mobility Operations	4-1

4-2. Field Training Exercise. The FTX is designed to provide a training method for the unit to train its critical wartime missions. It provides a logical sequence for the performance of the tasks previously trained in the STXs.

4-3. Situational Training Exercise. STXs are short, scenario-driven, mission-oriented tactical exercises used to train a group of closely related collective tasks. The STX provides the information for training the missions that make up the critical wartime mission. The STX--

- a. Provides repetitive training on the mission.
- b. Allows training to focus on identified weaknesses.
- c. Allows the unit to practice the mission STX before conducting a higher-echelon FTX.
- d. Saves time by providing most of the information needed to develop a vehicle for training.

ENGINEER BATTALION FTX 5-1-E0001 CONDUCT MOBILITY OPERATIONS

1. Objective. This sample exercise trains collective, leader, and individual tasks in the battalion operation, Conduct Mobility Operations.

2. Interface. This exercise supports the task force's (TF) requirement to conduct combat operations.

3. Training Enhancers.

a. The training matrix in Chapter 2 shows the collective tasks that must be mastered to perform the battalion mission. Training that will improve its ability to perform its mission are--

(1) Planning, controlling, and coordinating mobility operations. Training may be conducted in garrison and local training areas by one of the following methods:

- (a) Classroom instruction.
- (b) A MAPEX combined with a sand-table exercise.
- (c) A CPX conducted in garrison.
- (d) A CFX conducted in a field environment.

- (e) A TEWT.
- (f) A communications exercise (COMEX).
- (g) Simulations and games.

(2) Establishing an aggressive spirit. An aggressive spirit can be established in a unit and its leaders by engaging in the following activities:

- (a) Aggressive unit sports and physical fitness programs.
- (b) Leader and individual confidence courses.
- (c) Appropriate training films that have a positive, aggressive effect on the soldiers.
- (d) Awareness of the unit's heritage.

b. This exercise begins with the receipt of a warning order (WO) and ends with the compilations of the area-damage-control (ADC) activities. Figure 4-1 illustrates the general scenario of the exercise. Table 4-2 is a suggested scenario and Figure 4-2 is the movement order for the scenario.

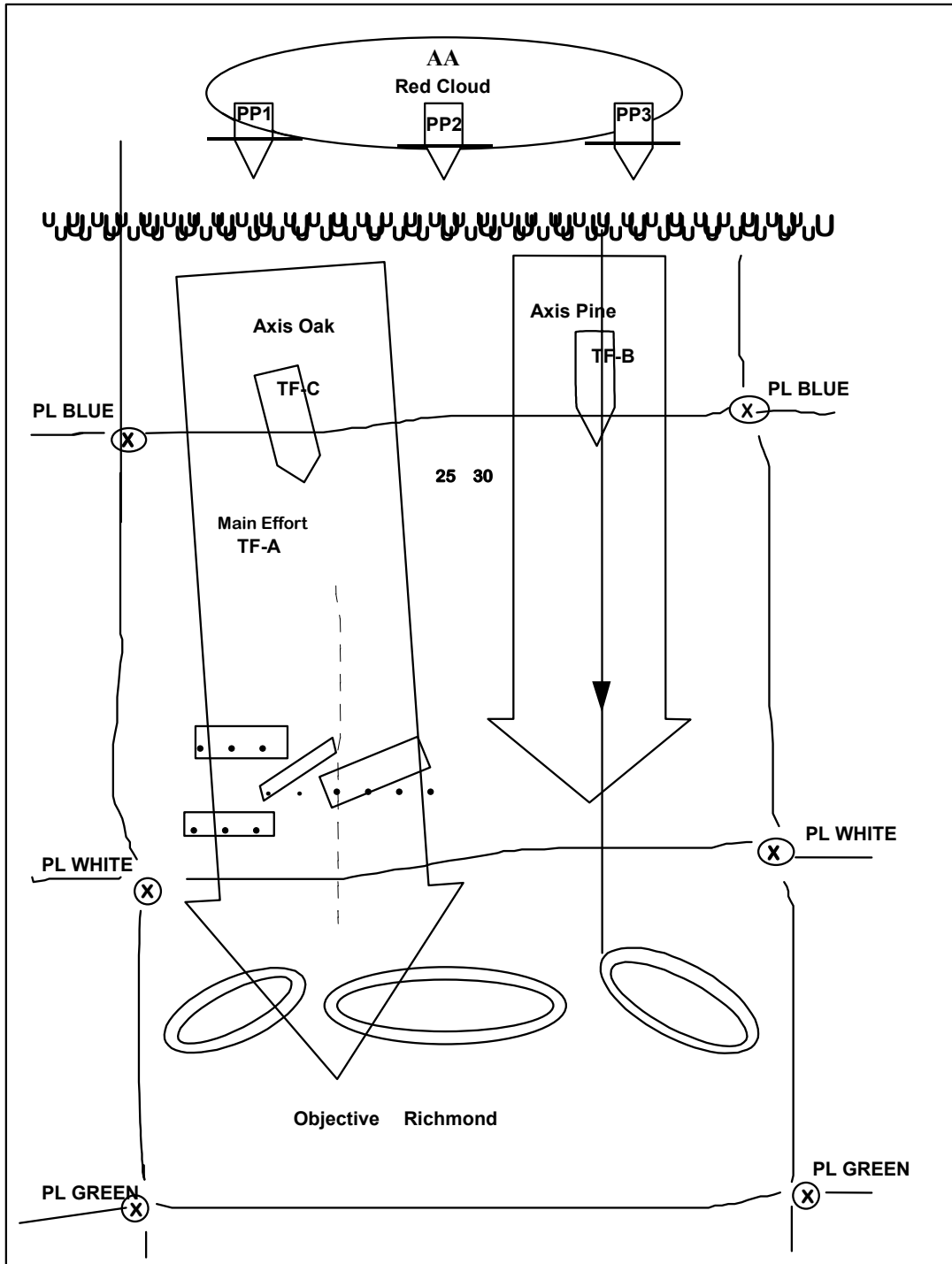


Figure 4-1. General FTX Scenario

Table 4-2. Sample Suggested Scenario

Event	Action	Estimated Time
<u>Module 1</u>		
1	Receive a Bridge Warning Order	15 minutes
2	Receive a Bridge Movement Order	30 minutes
3	Plan and Issue a Movement Order	2.5 hours
4	Conduct a Tactical Road March	6 hours
5	Occupy an Assembly Area (AA)	4 hours
6	Receive a Brigade WO	15 minutes
7	Receive a Brigade OPORD	2 hours
8	Conduct an AAR	1 hour
<u>Module 2</u>		
9	Conduct Precombat Operations	20 hours
	Plan/Direct an Engineer Reconnaissance	8 hours
	Perform an Engineer Battlefield Assessment	4 hours
	Prepare an Engineer Estimate	3 hours
	Prepare an Engineer Annex Hour	1 hour
10	Conduct an AAR	1 hour
<u>Module 3</u>		
11	Monitor the Conduct of the Attack, Coordinate, and Issue Fragmentary Orders (FRAGOs), as appropriate	9.5 hours
<u>Module 4</u>		
12	Move to the AA	4 hours
13	Conduct a Final AAR	2 hours
*	Defend Against an Air Attack	
*	Control Combat Formations	
*	Prepare an OPORD	
*	Camouflage Vehicles and Equipment	
*	Manage Battlefield Stress	
*	Use Passive Air Defense Measures	
*	Perform Preventive-Maintenance Checks and Services (PMCS)	
*	Operate a Net Control Station	
*	Establish and Operate a Single-Channel, Voice Radio Station	
	End Exercise (ENDEX)	
Total time:		69 hours
*NOTE: These tasks are integrated and evaluated throughout the exercise.		

Movement Order

1. SITUATION. Contact with the enemy has been broken. The enemy has withdrawn to vicinity NK403087. He is being reinforced and is preparing to counterattack. The division is moving to occupy an AA in preparation of combat operations.
2. MISSION. The 25th Brigade moves by tactical road march via route Monroe, commencing 011600 hours to AA vicinity NK 243567. The order of march is TF A, TF B, and TF C. The interval between serials is 30 minutes. Close on AA no later than 01900 hours.
3. EXECUTION.
 - a. Concept of Movement. TF A will be the lead element with assistance of the military police (MP) for traffic control. TF B will follow 30 minutes after TF A. Brigade HQ will follow 30 minutes after TF B. TF C will follow 30 minutes after brigade HQ.
 - b. Tasks to Subordinate Units. The MPs will provide traffic control for the brigade movement.
 - c. Detailed Timings. None
 - d. Coordinating Instructions.
 - (1) Start point (SP) NK243567 at 011600 hours.
 - (2) Route Monroe listing command post (CP).
 - (3) Quatering party is the 25th Battalion.
 - (4) Vehicle markings are according to the unit's SOP.
 - (5) Additional information, as required.
4. SERVICE SUPPORT. Per the unit's SOP.
5. COMMAND AND SIGNAL.
 - a. Command.
 - b. Signal.
 - (1) Current signal operation instructions (SOI) are in effect.
 - (2) Visual signals according to the unit's SOP.

Figure 4-2. Sample Movement Order

4. General Situation.

a. Contact with the enemy has been broken. The enemy has withdrawn deep to the rear, is being reinforced, and is preparing to counterattack within 24 hours. The enemy is expected to use nonpersistent nerve agents. Enemy air is expected to be active in the area. The latest intelligence summary (INTSUM) indicates that the enemy may have a company-size strong point in the brigade

sector. Enemy units occupying the combat outpost are half strength. Counterattacking forces are expected to be full strength.

b. This exercise is conducted under all environments during both day and night operations. The battalion is operating in an arid environment. The battalion will operate under threat of nuclear, biological, and chemical (NBC) attacks, ground or air attacks, indirect fire, and electronic warfare (EW).

c. This exercise is conducted under Threat Level I, II, and/or III attacks.

d. The battalion should be prepared to relocate at least every three to four days.

e. The unit should be prepared to move by echelons while continuing to provide support to the assigned area.

5. Special Situation.

a. The lead TF encounters an unexpected obstacle that prevents bypass. Enemy contact has been made. The brigade commander gives the following FRAGO:

60"TF conduct in-stride breaching operations and continue the attack."

b. After completing the breaches, the TFs receive fire from an enemy position and encounter complex obstacles that prevent bypass. The attack is stalled. The unit is ordered to move in.

6. Support Requirements.

a. Minimum trainers and Os/Cs. The battalion commander or the Operations and Training Officer (US Army) (S3) who will be the trainer and the primary evaluator can conduct this task. At least one other O/C is required for each engineer platoon and OPFOR platoon involved in this FTX.

b. Opposing forces.

(1) OPFOR is required for the exercise to simulate Threat Level II and III activities.

(2) OPFOR should have specific missions and be controlled whenever used.

(3) The MILES can be used, or the trainer and O/C can assess the damage to equipment and personnel casualties.

c. Vehicles and communications. Vehicles and communications equipment organic to the unit are used. Each trainer and O/C needs a vehicle and a radio. Radios are also required for OPFOR vehicles during mounted operations.

d. Maneuver area. Depending on the local training area, an area with a minimum dimension of 15 by 6 kilometers for the hasty attack is desirable. The terrain should offer multiple covered and concealed approaches to the objective area. Using terrain that limits the leader to geographical or "school" solution does not allow an evaluation of the unit's ability to conduct a terrain analysis and to select an appropriate course of action.

e. Consolidated supported requirements. Battalion support requirements can be calculated by adding the sum total of the requirements for each participating subordinate element. See Table 4-3.

Table 4-3. Consolidated Support Requirements for FTX 5-1-E0001

CONSOLIDATED SUPPORT REQUIREMENTS FOR FTX 5-1-E0001			
Ammunition	DODIC	Estimated Basic Load	
5.56 millimeters (mm)	A080	150 rounds per rifle	
7.62 mm	A111	400 rounds per M60	
5.56 mm	A075	250 rounds per squad automatic weapon (SAW)	
Caliber .50	A598	250 rounds per M2	
Antitank Weapon-Effect Simulator System (ATWESS) (AT-4)	L367	15 each per company (inert)	
Hand grenade, body, M69	G811	2 per man	
Hand grenade, fuse (practice)	G878	2 per man	
Simulators, projectile, ground burst	L598	50 per exercise	
Simulator, hand grenade, M116 series	L601	20 per squad (without live demolitions to simulate demolition) or 6 per squad	
Demolitions (See note below.)			
Mine-clearing line charge (MICLIC)		4 per company with 2 reloads	
Bangalore torpedo kit		1 per squad	
Charge, block (trinitrotoluene) TNT		50 per squad	
Modernized demolition initiator (MDI) M11, 12, 13, 14		15 each (total 60) per platoon	
MDI igniters		60 each platoon	
Time fuse		500 feet per platoon	
Satchel charge, M183		30 per platoon	
40-pound shape charge		12 per platoon	
Smoke grenades, white		60 per platoon	
Smoke pot, ground		10 per platoon	
Other Items			
Batteries, BA 200 (6-volt)		50 each	
Batteries, BA 3090 (9-volt)		400 each	
Class IV			
Concertina wire			
Mines			
MILES Equipment	Company	Evaluators	OPFOR
Armored personnel carrier (APC)	13		13/4
Caliber .50 system	15		13/4
M240 system	2		
M19 blank firing adapter	15		13/4
M16 system	120		120/28
M60 machine-gun system	13		13/2
Controller guns		8	
Small-arms alignment fixture		2	
NOTE: Ammunition and demolitions are basic loads and should be restocked (according to their use) during the exercise.			

7. Training and Evaluation Outline Sequence. Table 4-4 lists the T&EOs from Chapter 5 used to evaluate this FTX.

Table 4-4. T&EOs Used in Evaluating FTX 5-1-E0001

Task Title	Task Number
Disseminate Intelligence's Information	5-1-70400
Maintain Operations Security	71-3-C0232
Prepare an Obstacle Plan (Battalion)	5-1-70001
Control a Hasty Gap Crossing	5-1-70500
Plan Breaching Operations	5-1-70520
Camouflage Vehicles and Equipment	5-2-C0301
Prepare for a Chemical Attack	3-2-C0202
Conduct Administrative Operations (Battalion)	5-1-71008
Perform Unit Maintenance Operations	5-2-71133
Treat Casualties	8-2-R0337
Perform Field-Sanitation Measures	8-2-C0315
Evacuate Casualties	8-2-R0316
Provide Food-Service Support	10-2-C0317
Provide Company Supply Support	10-2-C0320
Process Personnel and Administrative Action	12-1-C0406
Prepare an Engineer Annex	5-1-70003
Prepare an Operations Order	5-1-70008
Control Combat Operations	5-1-70018
Report Obstacle Information	5-1-70025
Report Engineer Information	5-1-70026
Analyze Battlefield Information	5-1-70415
Control Combined-Arms Breaching	5-1-70048
Conduct Troop-Leading Procedures	5-2-71018
Operate a Net Control Station	5-4-70020
Establish Internal Communications	5-4-70024
Establish External Communications	5-4-70028
Establish and Operate a Single-Channel Voice Radio Net	11-2-C0302
Combat Battlefield Stress	12-1-C0401
Report Casualties	12-1-C0403
Conduct Replacement Operations	12-1-C0405

CHAPTER 5

Training and Evaluation Outlines (T&EOs)

5-1. General. This chapter contains the T&EOs for the unit. T&EOs are the foundation of the MTP and the collective training of the unit. T&EOs are training objectives (task, conditions, and standards) for the collective tasks that support critical wartime operations. The unit must master designated collective tasks to perform its critical wartime operations. T&EOs may be trained separately, in an STX, in an FTX, or in live-fire exercises. For collective live-fire standards, the trainer needs to refer to the applicable gunnery manual for the appropriate course of fire. Those standards and courses of fire need to be integrated into the training exercise.

5-2. Structure. The T&EOs in this chapter are listed in Table 5-1. The mission-to-collective task matrix in Chapter 2 lists the T&EOs required to train the critical wartime missions according to their specific BOS.

5-3. Format. The T&EOs are prepared for every collective task that supports critical wartime operation accomplishment. Each T&EO contains the following items:

- a. Element. This identifies the unit or unit element(s) that perform the task.
- b. Task. This describes the action to be performed by the unit, and provides the task number.
- c. References. These are in parenthesis following the task number. The reference that contains the most information (primary reference) about the task is listed first and underlined. If there is only one reference, it is not underlined.
- d. Iteration. This is used to identify how many times the task is performed and evaluated during training. The "M" identifies when the task is performed in mission-oriented protection posture (MOPP) 4.
- e. Commander or Leader Assessment. The unit's leadership uses this to assess the proficiency of the unit in performing the task to standard. Assessments are subjective in nature. Therefore, use all available evaluation data and subunit-leader input to develop an assessment of the organization's overall capability to accomplish the task. Use the ratings listed below.
 - (1) T - Trained. The unit is trained and has demonstrated its proficiency in accomplishing the task to wartime standards.
 - (2) P - Needs practice. The unit needs to practice the task. Performance has demonstrated that the unit does not achieve the task to standard without some difficulty or has failed to perform some task steps to standard.
 - (3) U - Untrained. The unit cannot demonstrate an ability to achieve wartime proficiency.
- f. Task Conditions. This describes the situation or environment in which the unit is to do the collective task.
- g. Task Standards.
 - (1) The task standard states the performance criteria that a unit must achieve to successfully execute the task. This overall standard should be the focus of training and should be understood by every soldier.
 - (2) The trainer or evaluator determines the unit's training status using performance observation measurements (where applicable) and his judgment. The unit must be evaluated in the context of the METT-TC conditions. The conditions should be as similar as possible for all evaluated elements. This will establish a common base line for unit performance.

h. Task Steps and Performance Measures. This is a list of actions that are required to complete the task. These actions are stated in terms of observable performance for evaluating training proficiency. The task steps are arranged sequentially along with supporting individual task and their references. An asterisk (*) to the left of the step number indicates the leader tasks within each T&EO. Under each task step are listed the performance measures that must be accomplished to correctly perform the task step. If the unit fails to correctly perform one of these task steps to standard, it has failed to achieve the overall task standard.

i. GO/NO-GO Column. This column is provided for annotating the platoon’s performance of the task steps. Evaluate each performance measure for a task step and place an X in the appropriate column. A major portion of the performance measures must be marked a GO for the task step to be successfully performed.

j. Task Performance/Evaluation Summary Block. This block provides the trainer with a means of recording the total number of task steps and performance measures evaluated and those evaluated as GO. It also provides the evaluator with a means to rate the unit’s demonstrated performance as a GO or NO-GO. It also provides the leader with a historical record for five training iterations.

k. Supporting Individual Tasks. This is a listing of all supporting individual tasks required to correctly perform the task. The reference number, tasks number, and task title for each individual task are listed.

l. OPFOR Tasks. These standards specify overall OPFOR performance for each collective task. The standards ensure that the OPFOR soldiers accomplish meaningful training and force the training unit to perform its task to standard or “lose” to the OPFOR. The OPFOR standards specify what must be accomplished—not how it must be accomplished. The OPFOR must always attain its task standards, using tactics consistent with the type of enemy they are portraying.

5-4. Usage. The T&EOs can be used to train or evaluate a single task. Several T&EOs can be used to train or evaluate a group of tasks such as an STX or FTX.

Develop Intelligence

Plan/Direct Engineer Intelligence Collection (05-1-0413)..... 5-4
 Process Captured Documents and Equipment (19-3-3105.05-T01A)..... 5-11
 Disseminate Combat Information and Intelligence (Battalion) (34-1-2005.05-T01A)..... 5-17
 Maintain Operations Security (OPSEC) (71-2-0332.05-T01A)..... 5-25

Deploy/Conduct Maneuver

Prepare Personnel for Deployment (12-1-0409.05-T01A)..... 5-32

Protect the Force

Prepare an Obstacle Plan (Battalion) (05-1-0001) 5-38
 Defend a Convoy Against a Ground Attack (05-2-0911)..... 5-45
 Establish Jobsite Security (05-3-0904.05-R01A)..... 5-53
 Employ Physical Security Measures (19-3-2204.05-T01A)..... 5-65
 Perform Risk Management Procedures (71-2-0326.05-T01A)..... 5-71

Perform CSS and Sustainment

Perform Combat Construction Survey Operations (05-1-0700) 5-78
 Prepare Construction Estimates (05-1-0716)..... 5-85
 Site-Adapt a Standard Construction Design (05-1-0725)..... 5-92
 Prepare Air Base Damage Repair Estimate (05-1-0732) 5-98
 Conduct Logistics Operations (05-1-1000)..... 5-105
 Perform Construction Survey Operations (05-4-0712)..... 5-113
 Transport Casualties (for Units Without Medical Treatment Personnel) (08-2-C316.05-T01A) 5-120

Conduct Battlefield Stress Reduction and Stress Prevention Procedures (08-2-R303.05-T01A)	5-128
Perform Field Sanitation Functions (08-2-R315.05-T01A)	5-135
Operate a Telephone Switch (Manual/SB22/PT) (11-5-0050.05-T01A).....	5-142
Provide a Field Cable or Wire System (11-5-0121.05-T01A).....	5-149
Report Casualties (12-1-0403.05-T01A).....	5-156
Perform Strength Accounting (12-1-0404.05-T01A).....	5-162
Conduct Replacement Operations (12-1-0405.05-T01A).....	5-169
Process Personnel and Administrative Actions (12-1-0406.05-T01A)	5-175
Provide Legal Support (12-1-0410.05-T01A)	5-183
Conduct the Command Religious-Support Program (16-1-1001.05-T01A)	5-190
Exercise Command and Control	
Prepare an Engineer Estimate (Battalion) (05-1-0002)	5-197
Prepare an Engineer Annex (Battalion) (05-1-0003)	5-207
Prepare an Operation Order (OPORD) (05-1-0008)	5-215
Report Engineer Information (05-1-0026).....	5-224
Develop and Implement an Area Damage Control (ADC) Plan (05-1-0029).....	5-231
Control Area Damage Control (ADC) Operations (05-1-0031).....	5-237
Control a Base in a Base Cluster (05-1-0035).....	5-244
Conduct Base Cluster Operations (05-1-0039)	5-252
Control Airfield Damage Repair Operations (05-1-0045)	5-259
Control Construction Operations (05-1-0715)	5-266
Prepare and Issue a Construction Directive (05-1-0718)	5-274
Conduct Quality Control Operations (05-1-0719).....	5-280
Plan/Control Augmentation Support (05-1-0721)	5-287
Conduct Troop-Leading Procedures (05-3-1018).....	5-294
Establish and Operate a Single-Channel Voice Radio Net (11-3-0214.05-T01A)	5-303
Participate in the Operations Order (OPORD) Process (12-1-0408.05-T01A).....	5-310

Figure 5-1. List of T&EOs

ELEMENTS: Command Section
 S2 Section
 S3 Section
 Command Group

TASK: Plan/Direct Engineer Intelligence Collection (05-1-0413)
 (FM 5-100) (FM 20-32) (FM 3-34.2)
 (FM 34-5) (FM 5-170) (FM 5-34)
 (FM 5-410) (FM 5-430-00-1) (FM 5-430-00-2)
 (FM 5-480) (FM 55-20)

ITERATION: 1 2 3 4 5 M (Circle)

COMMANDER/LEADER ASSESSMENT: T P U (Circle)

CONDITIONS: The engineer battalion is conducting continuous tactical operations. Digital units have performed functionality checks, and systems are operational. Some iterations of this task should be performed in MOPP4.

TASK STANDARDS: The Intelligence Officer (US Army) (S2)/Operations and Training Officer (US Army) (S3) develops and implements an engineer intelligence collection plan to gather the essential elements of information (EEI) for subordinate and supporting elements to successfully accomplish the mission. Digital units send and receive reports using frequency-modulated (FM) or digital means. The time required to perform this task is increased when conducting it in mission-oriented protection posture (MOPP) 4.

TASK STEPS AND PERFORMANCE MEASURES	GO	NO-GO
<ol style="list-style-type: none"> 1. The S2/S3 develops the intelligence collection plan. <ol style="list-style-type: none"> a. Determined the priority intelligence requirements (PIR). Normally, this is in the form of a question, but it may be a statement. b. Prepared the EEI to answer the PIR. The EEI included but was not limited to,-- <ol style="list-style-type: none"> (1) Friendly engineer capabilities. (2) Enemy engineer capabilities. (3) Enemy conventional and scatterable minefield locations. (4) Terrain. (5) Waterways and drainage. (6) Ports and harbors. (7) Roads, including military road classification (MLC). (8) Railways. (9) Trafficability. (10) Airfields. (11) Natural and man-made obstacles. (12) Contaminated areas. (13) Built-up areas. (14) Engineer resources. (15) Electricity; gas; water; and petroleum, oils, and lubricants (POL) resources. c. Identified units to collect the information. <ol style="list-style-type: none"> (1) Used the maneuver units by placing the PIR and EEI in the maneuver operation order (OPORD). (2) Used engineer units by placing the PIR and EEI in the engineer OPORD. 2. The S2/S3 implements a collection plan. <ol style="list-style-type: none"> a. Directed engineer companies to perform specific reconnaissance. 		

TASK STEPS AND PERFORMANCE MEASURES	GO	NO-GO
<p>b. Briefed reconnaissance personnel on--</p> <ul style="list-style-type: none"> (1) The reconnaissance objectives. (2) The area or route to reconnoiter. (3) A suggested method of reconnaissance. (4) Any additional guidance from the commander (for example, specific items to look for in a given area). <p>c. Provided units with forms and materials for the reconnaissance.</p> <p>d. Consolidated the information.</p> <ul style="list-style-type: none"> (1) Engineer companies forwarded the reconnaissance reports to the S2. (2) Maneuver units forwarded the intelligence reports answering the PIR through the Assistant Chief of Staff, G2 (Intelligence) (G2)/brigade S2 to the engineer S2. (3) The S2/S3 collated and summarized reconnaissance and intelligence reports. <p>e. Maintained the following files:</p> <ul style="list-style-type: none"> (1) An intelligence log recording all incoming and outgoing communications. (2) Engineer reconnaissance reports. (3) An intelligence summary (INTSUM) and intelligence report (INTREP). (4) Engineer resource reports. (5) Minefield records. (6) Scatterable minefield reports. (7) Obstacle reports. <p>f. Developed intelligence by extracting information pertinent to the PIR and EEI from the reconnaissance and intelligence reports.</p> <p>3. The S2/S3 completes or updates the situation analysis of the engineer estimate.</p> <p>4. The S2/S3 disseminates the intelligence to engineer, maneuver, combat support (CS), and combat service support (CSS) units.</p> <p>NOTE: Digital units submit intelligence information to higher headquarters (HQ) through the Army Battle Command System (ABCS).</p>		

TASK PERFORMANCE / EVALUATION SUMMARY BLOCK							
ITERATION	1	2	3	4	5	M	TOTAL
TOTAL TASK STEPS EVALUATED							
TOTAL TASK STEPS "GO"							
TRAINING STATUS "GO"/"NO-GO"							

"*" indicates a leader task step.

SUPPORTING INDIVIDUAL TASKS: NONE

SUPPORTING COLLECTIVE TASKS: NONE

OPFOR TASKS AND STANDARDS

TASK: Disrupt Movement (5-OPFOR-0014)

CONDITION: The enemy is expected to move through the opposing forces (OPFOR) element's area of operations. The OPFOR element has received an operation order (OPORD) or fragmentary order (FRAGO) to disrupt enemy movement. The enemy has the capability to defend with direct fire and antiarmor weapons.

STANDARD: The OPFOR element delays enemy movement. 1. Delays the element. 2. Forces the element to deviate from its route. 3. Prevents the element from reaching its destination. 4. Surprises the element's main body.

TASK: Conduct an Ambush (5-OPFOR-0007)

CONDITION: The enemy is moving in a convoy. The opposing forces (OPFOR) element is positioned along the enemy's route.

STANDARD: The OPFOR element inflicts casualties on the enemy and causes vehicle and equipment damage. 1. Prepares an ambush site before the element arrives. 2. Surprises march element forces. 3. Inflicts heavy casualties within the designated kill zone. 4. Inflicts heavy damage to the vehicles and the equipment within the designated kill zone. 5. Delays the march element from reaching a specified destination for a specified period of time. 6. Withdraws on order. 7. Sustains no casualties. 8. Reports actions to superiors.

TASK: Disrupt Defensive Preparations (5-OPFOR-0018)

CONDITION: The opposing forces (OPFOR) element has located the enemy. Priority intelligence requirements (PIR) and other intelligence requirements obtained by OPFOR patrols indicate that the enemy elements are establishing defensive positions. The OPFOR element has automatic and antiarmor weapons and light mortars.

STANDARD: The OPFOR element disrupts and delays the enemy's defensive preparations. 1. Locates and penetrates the enemy's security system. 2. Forces the enemy to delay defensive preparations. 3. Disrupts the enemy's obstacle preparations.

TASK: Defeat Obstacles (5-OPFOR-0009)

CONDITION: The opposing forces (OPFOR) element encounters an obstacle that blocks the avenue of approach as it advances upon the enemy forces.

STANDARD: The OPFOR element bypasses or breaches the enemy obstacle. 1. Detects the obstacle before halting its main body. 2. Defeats the obstacle. a. Bypasses the obstacle without entering the engagement areas. b. Breaches the obstacle within 45 minutes and passes its entire force through the obstacle. 3. Does not incur degradation to the point that the mission must be discontinued.

TASK: Disrupt a Route Reconnaissance (5-OPFOR-0021)

CONDITION: The enemy is conducting a route reconnaissance. The opposing forces (OPFOR) element is positioned along the enemy's route.

STANDARD: The OPFOR element attempts to disrupt a squad/section conducting a route reconnaissance. 1. Prevents the unit from meeting its specified time schedule. 2. Forces the unit to deviate from its specified route. 3. Prevents the unit from reaching its assigned destination. 4. Surprises the squad/section. 5. Inflicts casualties on the unit.

TASK: Conduct Terrorist and Saboteur Attacks (5-OPFOR-0005)

CONDITION: The opposing forces (OPFOR) element dispatches small teams into the enemy's rear area to disrupt combat service support (CSS) operations.

STANDARD: The enemy sustains disrupted command and control (C2), destroyed equipment and supplies, and light casualties. 1. Locates rear support bases and C2 facilities. 2. Delays and disrupts CSS operations through probes. 3. Infiltrates CSS bases to conduct sabotage and terrorist activities. 4. Inflicts light casualties. 5. Destroys supplies and equipment.

TASK: Disrupt a Net Control Station (NCS) (5-OPFOR-0019)

CONDITION: The enemy has established a NCS. The opposing forces (OPFOR) element has radio and jamming equipment.

STANDARD: The OPFOR element attempts to disrupt an NCS. 1. Attempts to locate the radio frequency that the unit is operating on. 2. Attempts to enter the radio net. 3. Attempts to issue "bogus" orders to a unit on the net. 4. Jams the radio frequency and forces the unit to go to an alternate frequency.

TASK: Disrupt Construction of Vehicle Fighting Positions (5-OPFOR-0020)

CONDITION: The opposing forces (OPFOR) element has located the enemy. The priority intelligence requirements (PIR) and other intelligence obtained by OPFOR patrols indicate the enemy is constructing vehicle fighting positions within its defensive area. The OPFOR element has automatic and antiarmor weapons and light mortars.

STANDARD: The OPFOR element attempts to disrupt the enemy's efforts to establish vehicle fighting positions. 1. Locates the defensive area. 2. Surprises the main body. 3. Penetrates the defensive area with squad-size probes. 4. Inflicts casualties on the unit. 5. Destroys vehicles. 6. Disrupts the unit's preparations (prevents or delays beyond the unit's allotted time).

TASK: Conduct an Aerial Reconnaissance (5-OPFOR-0010)

CONDITION: The opposing forces (OPFOR) headquarters (HQ) element requires intelligence on the locations and identification of the enemy elements. Aircraft is dispatched to take photographs and make a visual inspection of the enemy rear area.

STANDARD: The OPFOR element gathers photograph intelligence of the enemy. 1. Photographs the assigned sectors. 2. Makes quick visual checks where the ceiling is low. 3. Locates enemy positions in the area, particularly support and storage bases, and command and control (C2) facilities. 4. Sustains no loss of aircraft. 5. Reports priority intelligence requirements (PIR) and other information requirements to the OPFOR HQ.

TASK: Disrupt Quartering Party Operations (5-OPFOR-0017)

CONDITION: The enemy is conducting quartering party operations. It has established an assembly area (AA) but has not moved in the main body.

STANDARD: The opposing forces (OPFOR) element attempts to disrupt quartering party operations and infiltrate the enemy's AA. 1. Locates the quartering party and the AA. 2. Surprises the main body. 3. Penetrates the AA with squad-size probes. 4. Inflicts personnel casualties and vehicle damage. 5. Disrupts the unit's preparations (prevents or delays beyond the unit's allotted time).

TASK: Disrupt Enemy Movement and Operations Using Tactical Nuclear Weapons (5-OPFOR-0016)

CONDITION: The opposing forces (OPFOR) element has located the enemy. Priority intelligence requirements (PIR) and other intelligence requirements have been obtained by OPFOR patrols. Tactical nuclear weapons are employed against key locations in the rear area.

STANDARD: The OPFOR element disrupts enemy movement and operations. 1. Disrupts or delays the movement of the enemy's equipment and supplies to the forward areas. 2. Destroys enemy equipment and supplies. 3. Inflicts a high rate of nuclear casualties among the enemy forces. 4. Denies the enemy the use of specified areas. 5. Contaminates the enemy's equipment and supplies.

TASK: Disrupt Assembly Area (AA) Activities (5-OPFOR-0013)

CONDITION: Intelligence reports indicate that platoon- and company-size enemy units are operating in the opposing forces (OPFOR) area of operations. Enemy units can defend from AAs with direct fire, antiarmor weapons, and indirect fire. The enemy has close air support (CAS) and nuclear, biological, and chemical (NBC) capabilities.

STANDARD: The OPFOR element locates and disrupts the enemy's AA activities. 1. Locates the element's AA. 2. Probes the AA with squad- or team-size elements. 3. Inflicts more than 5 percent casualties on the element. 4. Disrupts the element's preparations (prevents or delays beyond the element's allotted time).

TASK: Disrupt Enemy Movement and Operations Using Persistent and Nonpersistent Chemical Weapons (5-OPFOR-0015)

CONDITION: The opposing forces (OPFOR) element has located the enemy. Priority intelligence requirements (PIR) and other intelligence requirements have been obtained by OPFOR patrols. The OPFOR units deliver chemical agents, by means of conventional artillery weapons or aircraft, along selected supply routes and key bases in the rear area.

STANDARD: The OPFOR element disrupts enemy movement and operations using persistent and nonpersistent chemical weapons. 1. Delivers chemical agents in low and densely wooded areas. 2. Delays the movement of enemy supplies and equipment to the forward areas. 3. Restricts the movement of the enemy units in the rear area. 4. Channels the movement of enemy units into predesignated ambush areas. 5. Contaminates enemy supplies and equipment. 6. Inflicts a high rate of casualties on enemy forces.

TASK: Counter Passage of Lines (5-OPFOR-0012)

CONDITION: Enemy forces are in defensive positions, but they are expected to attempt passage-of-lines operations. The opposing forces (OPFOR) received orders to disrupt enemy passage-of-lines operations.

STANDARD: The OPFOR element delays or prevents enemy passage of lines. 1. Delays the passage. 2. Prevents the company from moving all personnel through the stationary unit. 3. Engages the main body of either the moving or the stationary unit.

TASK: Conduct Air Attacks (5-OPFOR-0002)

CONDITION: The opposing forces (OPFOR) element in the rear area has forwarded the positions of the enemy support sites or the locations of moving elements. The OPFOR aircraft have been dispatched to attack enemy installations or convoys.

STANDARD: The OPFOR element attempts to delay, disrupt, or damage the enemy targets by air. 1. Locates the target (support sites or convoys). 2. Makes attack runs on the designated targets. 3. Inflicts heavy damage to the selected target. 4. Sustains no loss of aircraft. 5. Delays moving the force for more than one hour.

TASK: Surrender to the Capturing Unit on the Battlefield (5-OPFOR-0024)

CONDITION: The enemy has captured opposing forces (OPFOR) element's soldiers, documents, and equipment sensitive to the OPFOR tactical operations.

STANDARD: The OPFOR soldiers retain or destroy documents and equipment. The OPFOR element surrenders the documents and the equipment of no tactical use to the enemy and attempts to conceal or destroy items of tactical value. The OPFOR element attempts escape and evasion. 1. Prevents the successful capture of the documents and the equipment. 2. Destroys the documents and the equipment. 3. Removes identifying markings from the equipment. 4. Removes unit-identifying insignia. 5. Provides misleading information. 6. Plans an escape. 7. Delays movement to the nearest collection point. 8. Prevents safeguarding of the enemy prisoners of war (EPWs) in order to cause embarrassment to the United States (US).

TASK: Conduct a Raid (5-OPFOR-0004)

CONDITION: The opposing forces (OPFOR) element has occupied an objective rally point and has orders to conduct a raid on a combat service support (CSS) base.

STANDARD: The OPFOR element infiltrates the enemy's base and destroys all of the targets. 1. Surprises the enemy forces. 2. Assaults the support base and accomplishes the assigned tasks. 3. Destroys the specified equipment and supplies. 4. Avoids being decisively engaged. 5. Withdraws all personnel from the objective areas within the time prescribed. 6. Obtains all priority intelligence requirements (PIR) from the raid site. 7. Sustains only light casualties from enemy fire.

TASK: Attack (5-OPFOR-0001)

CONDITION: The opposing forces (OPFOR) element has located the enemy. The priority intelligence requirements (PIR) and the other intelligence requirements have been obtained by OPFOR patrols. The OPFOR element has automatic and antiarmor weapons and light mortars.

STANDARD: The OPFOR element attempts to seize the terrain, the vehicles, or the equipment. 1. Develops an attack plan. 2. Surprises the enemy unit's main body. 3. Initiates the attack using a scheme of maneuver that exploits the enemy's flanks, gaps, and weaknesses. 4. Uses covered and concealed routes to approach the enemy forces' flanks, gaps, or weakly held areas. 5. Employs indirect fire to support the attack. 6. Penetrates enemy defenses. 7. Destroys the equipment and the supplies. 8. Inflicts heavy casualties. 9. Isolates the combat service support (CSS) base by blocking the reinforcements. 10. Forces the enemy units to displace. 11. Avoids being fixed in one position. 12. Withdraws before the CSS base is reinforced with tactical combat forces.

TASK: Defend a Minefield (5-OPFOR-0023)

CONDITION: The enemy is conducting a minefield sweeping operation. The opposing forces (OPFOR) element has a minefield placed in the enemy's path. The minefield is under constant observation and fire.

STANDARD: The OPFOR element defends a minefield against an enemy element conducting a minefield sweeping operation. 1. Prevents the unit from detecting the obstacle. 2. Disrupts the minefield sweeping operation. 3. Prevents the unit from conducting the minefield sweeping operation, prevents the unit from moving all personnel through the breach, or delays the completion of the minefield sweeping operation for more than 45 minutes.

TASK: Maintain Contact (5-OPFOR-0003)

CONDITION: The opposing forces (OPFOR) element is engaged with enemy base-defense forces. The enemy forces are withdrawing under pressure.

STANDARD: The OPFOR element maintains enemy contact while the enemy withdraws. 1. Engages the enemy forces decisively. 2. Advances the OPFOR as the enemy forces withdraw. 3. Inflicts heavy casualties. 4. Captures the members of the enemy force. 5. Captures documents and equipment. 6. Safeguards the captured documents, the equipment, and the personnel.

TASK: Disrupt an Engineer Reconnaissance (5-OPFOR-0022)

CONDITION: The enemy is conducting an engineer reconnaissance. The opposing forces (OPFOR) element is positioned along the enemy's route.

STANDARD: The OPFOR element disrupts an engineer reconnaissance. 1. Prevents the unit from meeting its specified time schedule. 2. Forces the unit to deviate from its specified route. 3. Prevents the unit from accomplishing its assigned engineer reconnaissance. 4. Surprises the unit conducting the reconnaissance.

TASK: Conduct an Attack (5-OPFOR-0008)

CONDITION: The enemy is conducting tactical operations. The opposing forces (OPFOR) element receives orders to attack the enemy, the area of occupation, or the main supply route (MSR) with smoke.

STANDARD: The OPFOR element disrupts the enemy's movement and smoke operations. 1. Determines the delivery method of the smoke attack. 2. Locates the target. 3. Delivers the smoke attack downwind. 4. Attacks the enemy with smoke, and surge attacks when the enemy responds to the smoke.

ELEMENTS: S2 Section
Communication Section

TASK: Process Captured Documents and Equipment (19-3-3105.05-T01A)
(FM 3-19.40 (FM 19-40))

ITERATION: 1 2 3 4 5 M (Circle)

COMMANDER/LEADER ASSESSMENT: T P U (Circle)

CONDITIONS: The enemy's equipment and documents have been captured. Some iterations of this task should be performed in MOPP4.

TASK STANDARDS: The element processes all captured equipment and documents based on disposition instructions and within the time standards established by higher headquarters (HQ). The time required to perform this task is increased when conducting it in mission-oriented protection posture (MOPP) 4.

TASK STEPS AND PERFORMANCE MEASURES	GO	NO-GO
<ol style="list-style-type: none"> 1. The element tags all captured equipment and documents. <ol style="list-style-type: none"> a. Described the type of equipment and documents, such as maps, photos, rifles, and radios. b. Annotated the date and time of capture. c. Provided the place (grid coordinates) of capture. d. Noted the capturing unit. e. Furnished the circumstances of the capture. f. Identified the prisoner's name on the tag, if the items were taken from the enemy prisoners of war (EPWs). * 2. The element leader reports the capture of equipment and documents to higher HQ. <ol style="list-style-type: none"> a. Described the type of equipment and documents. b. Stated the date and time of capture. c. Identified the capturing unit. d. Furnished the place (grid coordinates) of the capture. * 3. The element leader disposes of the equipment and documents according to the guidance received from higher HQ. <ol style="list-style-type: none"> a. Destroyed, secured, evacuated, or abandoned the equipment. b. Evacuated the documents through the chain of command to intelligence personnel. 		

TASK PERFORMANCE / EVALUATION SUMMARY BLOCK							
ITERATION	1	2	3	4	5	M	TOTAL
TOTAL TASK STEPS EVALUATED							
TOTAL TASK STEPS "GO"							
TRAINING STATUS "GO"/"NO-GO"							

"*" indicates a leader task step.

SUPPORTING INDIVIDUAL TASKS: NONE

SUPPORTING COLLECTIVE TASKS: NONE

OPFOR TASKS AND STANDARDS

TASK: Disrupt a Route Reconnaissance (5-OPFOR-0021)

CONDITION: The enemy is conducting a route reconnaissance. The opposing forces (OPFOR) element is positioned along the enemy's route.

STANDARD: The OPFOR element attempts to disrupt a squad/section conducting a route reconnaissance. 1. Prevents the unit from meeting its specified time schedule. 2. Forces the unit to deviate from its specified route. 3. Prevents the unit from reaching its assigned destination. 4. Surprises the squad/section. 5. Inflicts casualties on the unit.

TASK: Conduct an Attack (5-OPFOR-0008)

CONDITION: The enemy is conducting tactical operations. The opposing forces (OPFOR) element receives orders to attack the enemy, the area of occupation, or the main supply route (MSR) with smoke.

STANDARD: The OPFOR element disrupts the enemy's movement and smoke operations. 1. Determines the delivery method of the smoke attack. 2. Locates the target. 3. Delivers the smoke attack downwind. 4. Attacks the enemy with smoke, and surge attacks when the enemy responds to the smoke.

TASK: Conduct a Raid (5-OPFOR-0004)

CONDITION: The opposing forces (OPFOR) element has occupied an objective rally point and has orders to conduct a raid on a combat service support (CSS) base.

STANDARD: The OPFOR element infiltrates the enemy's base and destroys all of the targets. 1. Surprises the enemy forces. 2. Assaults the support base and accomplishes the assigned tasks. 3. Destroys the specified equipment and supplies. 4. Avoids being decisively engaged. 5. Withdraws all personnel from the objective areas within the time prescribed. 6. Obtains all priority intelligence requirements (PIR) from the raid site. 7. Sustains only light casualties from enemy fire.

TASK: Conduct an Aerial Reconnaissance (5-OPFOR-0010)

CONDITION: The opposing forces (OPFOR) headquarters (HQ) element requires intelligence on the locations and identification of the enemy elements. Aircraft is dispatched to take photographs and make a visual inspection of the enemy rear area.

STANDARD: The OPFOR element gathers photograph intelligence of the enemy. 1. Photographs the assigned sectors. 2. Makes quick visual checks where the ceiling is low. 3. Locates enemy positions in the area, particularly support and storage bases, and command and control (C2) facilities. 4. Sustains no loss of aircraft. 5. Reports priority intelligence requirements (PIR) and other information requirements to the OPFOR HQ.

TASK: Defeat Obstacles (5-OPFOR-0009)

CONDITION: The opposing forces (OPFOR) element encounters an obstacle that blocks the avenue of approach as it advances upon the enemy forces.

STANDARD: The OPFOR element bypasses or breaches the enemy obstacle. 1. Detects the obstacle before halting its main body. 2. Defeats the obstacle. a. Bypasses the obstacle without entering the engagement areas. b. Breaches the obstacle within 45 minutes and passes its entire force through the obstacle. 3. Does not incur degradation to the point that the mission must be discontinued.

TASK: Disrupt Construction of Vehicle Fighting Positions (5-OPFOR-0020)

CONDITION: The opposing forces (OPFOR) element has located the enemy. The priority intelligence requirements (PIR) and other intelligence obtained by OPFOR patrols indicate the enemy is constructing vehicle fighting positions within its defensive area. The OPFOR element has automatic and antiarmor weapons and light mortars.

STANDARD: The OPFOR element attempts to disrupt the enemy's efforts to establish vehicle fighting positions. 1. Locates the defensive area. 2. Surprises the main body. 3. Penetrates the defensive area with squad-size probes. 4. Inflicts casualties on the unit. 5. Destroys vehicles. 6. Disrupts the unit's preparations (prevents or delays beyond the unit's allotted time).

TASK: Disrupt an Engineer Reconnaissance (5-OPFOR-0022)

CONDITION: The enemy is conducting an engineer reconnaissance. The opposing forces (OPFOR) element is positioned along the enemy's route.

STANDARD: The OPFOR element disrupts an engineer reconnaissance. 1. Prevents the unit from meeting its specified time schedule. 2. Forces the unit to deviate from its specified route. 3. Prevents the unit from accomplishing its assigned engineer reconnaissance. 4. Surprises the unit conducting the reconnaissance.

TASK: Defend a Minefield (5-OPFOR-0023)

CONDITION: The enemy is conducting a minefield sweeping operation. The opposing forces (OPFOR) element has a minefield placed in the enemy's path. The minefield is under constant observation and fire.

STANDARD: The OPFOR element defends a minefield against an enemy element conducting a minefield sweeping operation. 1. Prevents the unit from detecting the obstacle. 2. Disrupts the minefield sweeping operation. 3. Prevents the unit from conducting the minefield sweeping operation, prevents the unit from moving all personnel through the breach, or delays the completion of the minefield sweeping operation for more than 45 minutes.

TASK: Conduct Terrorist and Saboteur Attacks (5-OPFOR-0005)

CONDITION: The opposing forces (OPFOR) element dispatches small teams into the enemy's rear area to disrupt combat service support (CSS) operations.

STANDARD: The enemy sustains disrupted command and control (C2), destroyed equipment and supplies, and light casualties. 1. Locates rear support bases and C2 facilities. 2. Delays and disrupts CSS operations through probes. 3. Infiltrates CSS bases to conduct sabotage and terrorist activities. 4. Inflicts light casualties. 5. Destroys supplies and equipment.

TASK: Conduct Sniper Operations (5-OPFOR-0006)

CONDITION: The opposing forces (OPFOR) element has assigned snipers (regular or irregular elements) in the enemy's rear area along the main supply route (MSR) and near support sites.

STANDARD: The OPFOR element kills or wounds targets. 1. Sets up a well-concealed location. 2. Engages vehicle drivers or personnel on foot with short bursts of semiautomatic fire. 3. Kills or wounds selected targets. 4. Prevents the position from being discovered by enemy forces. 5. Evacuates the area without being spotted. 6. Reports all specified priority intelligence requirements (PIR) and other intelligence requirements to the OPFOR headquarters (HQ).

TASK: Maintain Contact (5-OPFOR-0003)

CONDITION: The opposing forces (OPFOR) element is engaged with enemy base-defense forces. The enemy forces are withdrawing under pressure.

STANDARD: The OPFOR element maintains enemy contact while the enemy withdraws. 1. Engages the enemy forces decisively. 2. Advances the OPFOR as the enemy forces withdraw. 3. Inflicts heavy casualties. 4. Captures the members of the enemy force. 5. Captures documents and equipment. 6. Safeguards the captured documents, the equipment, and the personnel.

TASK: Conduct an Ambush (5-OPFOR-0007)

CONDITION: The enemy is moving in a convoy. The opposing forces (OPFOR) element is positioned along the enemy's route.

STANDARD: The OPFOR element inflicts casualties on the enemy and causes vehicle and equipment damage. 1. Prepares an ambush site before the element arrives. 2. Surprises march element forces. 3. Inflicts heavy casualties within the designated kill zone. 4. Inflicts heavy damage to the vehicles and the equipment within the designated kill zone. 5. Delays the march element from reaching a specified destination for a specified period of time. 6. Withdraws on order. 7. Sustains no casualties. 8. Reports actions to superiors.

TASK: Surrender to the Capturing Unit on the Battlefield (5-OPFOR-0024)

CONDITION: The enemy has captured opposing forces (OPFOR) element's soldiers, documents, and equipment sensitive to the OPFOR tactical operations.

STANDARD: The OPFOR soldiers retain or destroy documents and equipment. The OPFOR element surrenders the documents and the equipment of no tactical use to the enemy and attempts to conceal or destroy items of tactical value. The OPFOR element attempts escape and evasion. 1. Prevents the successful capture of the documents and the equipment. 2. Destroys the documents and the equipment. 3. Removes identifying markings from the equipment. 4. Removes unit-identifying insignia. 5. Provides misleading information. 6. Plans an escape. 7. Delays movement to the nearest collection point. 8. Prevents safeguarding of the enemy prisoners of war (EPWs) in order to cause embarrassment to the United States (US).

TASK: Disrupt a Net Control Station (NCS) (5-OPFOR-0019)

CONDITION: The enemy has established a NCS. The opposing forces (OPFOR) element has radio and jamming equipment.

STANDARD: The OPFOR element attempts to disrupt an NCS. 1. Attempts to locate the radio frequency that the unit is operating on. 2. Attempts to enter the radio net. 3. Attempts to issue "bogus" orders to a unit on the net. 4. Jams the radio frequency and forces the unit to go to an alternate frequency.

TASK: Disrupt Defensive Preparations (5-OPFOR-0018)

CONDITION: The opposing forces (OPFOR) element has located the enemy. Priority intelligence requirements (PIR) and other intelligence requirements obtained by OPFOR patrols indicate that the enemy elements are establishing defensive positions. The OPFOR element has automatic and antiarmor weapons and light mortars.

STANDARD: The OPFOR element disrupts and delays the enemy's defensive preparations. 1. Locates and penetrates the enemy's security system. 2. Forces the enemy to delay defensive preparations. 3. Disrupts the enemy's obstacle preparations.

TASK: Disrupt Enemy Movement and Operations Using Tactical Nuclear Weapons (5-OPFOR-0016)

CONDITION: The opposing forces (OPFOR) element has located the enemy. Priority intelligence requirements (PIR) and other intelligence requirements have been obtained by OPFOR patrols. Tactical nuclear weapons are employed against key locations in the rear area.

STANDARD: The OPFOR element disrupts enemy movement and operations. 1. Disrupts or delays the movement of the enemy's equipment and supplies to the forward areas. 2. Destroys enemy equipment and supplies. 3. Inflicts a high rate of nuclear casualties among the enemy forces. 4. Denies the enemy the use of specified areas. 5. Contaminates the enemy's equipment and supplies.

TASK: Disrupt Quartering Party Operations (5-OPFOR-0017)

CONDITION: The enemy is conducting quartering party operations. It has established an assembly area (AA) but has not moved in the main body.

STANDARD: The opposing forces (OPFOR) element attempts to disrupt quartering party operations and infiltrate the enemy's AA. 1. Locates the quartering party and the AA. 2. Surprises the main body. 3. Penetrates the AA with squad-size probes. 4. Inflicts personnel casualties and vehicle damage. 5. Disrupts the unit's preparations (prevents or delays beyond the unit's allotted time).

TASK: Disrupt Enemy Movement and Operations Using Persistent and Nonpersistent Chemical Weapons (5-OPFOR-0015)

CONDITION: The opposing forces (OPFOR) element has located the enemy. Priority intelligence requirements (PIR) and other intelligence requirements have been obtained by OPFOR patrols. The OPFOR units deliver chemical agents, by means of conventional artillery weapons or aircraft, along selected supply routes and key bases in the rear area.

STANDARD: The OPFOR element disrupts enemy movement and operations using persistent and nonpersistent chemical weapons. 1. Delivers chemical agents in low and densely wooded areas. 2. Delays the movement of enemy supplies and equipment to the forward areas. 3. Restricts the movement of the enemy units in the rear area. 4. Channels the movement of enemy units into predesignated ambush areas. 5. Contaminates enemy supplies and equipment. 6. Inflicts a high rate of casualties on enemy forces.

TASK: Disrupt Movement (5-OPFOR-0014)

CONDITION: The enemy is expected to move through the opposing forces (OPFOR) element's area of operations. The OPFOR element has received an operation order (OPORD) or fragmentary order (FRAGO) to disrupt enemy movement. The enemy has the capability to defend with direct fire and antiarmor weapons.

STANDARD: The OPFOR element delays enemy movement. 1. Delays the element. 2. Forces the element to deviate from its route. 3. Prevents the element from reaching its destination. 4. Surprises the element's main body.

TASK: Counter Passage of Lines (5-OPFOR-0012)

CONDITION: Enemy forces are in defensive positions, but they are expected to attempt passage-of-lines operations. The opposing forces (OPFOR) received orders to disrupt enemy passage-of-lines operations.

STANDARD: The OPFOR element delays or prevents enemy passage of lines. 1. Delays the passage. 2. Prevents the company from moving all personnel through the stationary unit. 3. Engages the main body of either the moving or the stationary unit.

TASK: Disrupt Assembly Area (AA) Activities (5-OPFOR-0013)

CONDITION: Intelligence reports indicate that platoon- and company-size enemy units are operating in the opposing forces (OPFOR) area of operations. Enemy units can defend from AAs with direct fire, antiarmor weapons, and indirect fire. The enemy has close air support (CAS) and nuclear, biological, and chemical (NBC) capabilities.

STANDARD: The OPFOR element locates and disrupts the enemy's AA activities. 1. Locates the element's AA. 2. Probes the AA with squad- or team-size elements. 3. Inflicts more than 5 percent casualties on the element. 4. Disrupts the element's preparations (prevents or delays beyond the element's allotted time).

TASK: Attack (5-OPFOR-0001)

CONDITION: The opposing forces (OPFOR) element has located the enemy. The priority intelligence requirements (PIR) and the other intelligence requirements have been obtained by OPFOR patrols. The OPFOR element has automatic and antiarmor weapons and light mortars.

STANDARD: The OPFOR element attempts to seize the terrain, the vehicles, or the equipment. 1. Develops an attack plan. 2. Surprises the enemy unit's main body. 3. Initiates the attack using a scheme of maneuver that exploits the enemy's flanks, gaps, and weaknesses. 4. Uses covered and concealed routes to approach the enemy forces' flanks, gaps, or weakly held areas. 5. Employs indirect fire to support the attack. 6. Penetrates enemy defenses. 7. Destroys the equipment and the supplies. 8. Inflicts heavy casualties. 9. Isolates the combat service support (CSS) base by blocking the reinforcements. 10. Forces the enemy units to displace. 11. Avoids being fixed in one position. 12. Withdraws before the CSS base is reinforced with tactical combat forces.

TASK: Conduct Air Attacks (5-OPFOR-0002)

CONDITION: The opposing forces (OPFOR) element in the rear area has forwarded the positions of the enemy support sites or the locations of moving elements. The OPFOR aircraft have been dispatched to attack enemy installations or convoys.

STANDARD: The OPFOR element attempts to delay, disrupt, or damage the enemy targets by air. 1. Locates the target (support sites or convoys). 2. Makes attack runs on the designated targets. 3. Inflicts heavy damage to the selected target. 4. Sustains no loss of aircraft. 5. Delays moving the force for more than one hour.

ELEMENT: S2 Section

TASK: Disseminate Combat Information and Intelligence (Battalion) (34-1-2005.05-T01A)
 (FM 34-1) (AR 380-5) (AR 530-1)
 (FM 100-5) (FM 101-5) (FM 21-26)
 (FM 21-31) (FM 34-3) (FM 34-60)
 (FM 34-80)

ITERATION: 1 2 3 4 5 M (Circle)
COMMANDER/LEADER ASSESSMENT: T P U (Circle)

CONDITIONS: The battalion is engaged in combat operations and has received a mission from higher headquarters (HQ). Contact with the enemy has occurred. The commander provides the planning guidance and a concept for operations. Some iterations of this task should be performed in MOPP4.

TASK STANDARDS: The Intelligence Officer (US Army) (S2) section must identify the commander's intelligence requirements and complete the intelligence annex to the operation order (OPORD) or the operation plan (OPLAN) within the time outlined in the commander's guidance. The S2 section disseminates and processes the information and intelligence and employs security measures. The time required to perform this task is increased when conducting it in mission-oriented protection posture (MOPP) 4.

TASK STEPS AND PERFORMANCE MEASURES	GO	NO-GO
<ol style="list-style-type: none"> 1. The S2 section identifies the commander's intelligence requirements. <ol style="list-style-type: none"> a. Received the commander's planning guidance and the concept of operations after receiving the mission from the higher HQ. b. Developed and prioritized the essential elements of friendly information (EEFI) and the priority intelligence requirements (PIR). c. Received the approved EEFI and PIR from the commander. d. Ensured that the appropriate essential elements of threat information (EETI) required for various mobility and/or countermobility or survivability and the general engineering projects were identified. The requirements for EETI were developed in coordination with the Operations and Training Officer (US Army) (S3). 2. The S2 section completes the intelligence annex to the OPORD and/or the OPLAN in the time outlined in the commander's guidance. <ol style="list-style-type: none"> a. Prepared the intelligence estimate. <ol style="list-style-type: none"> (1) Reviewed the corps or division Assistant Chief of Staff, G2 (Intelligence) (G2) estimate and intelligence summary. (2) Extracted the pertinent mission, enemy, terrain, troops, time available, and civilian considerations (METT-TC) information. (3) Furnished the information to the battalion staff to assist in staff planning. b. Furnished the commander an intelligence estimate, as required. <ol style="list-style-type: none"> (1) Noted the particular enemy capabilities and vulnerabilities to include engineer capabilities of immediate concern to the deployed battalion assets. (2) Incorporated significant intelligence into the formal estimate. (3) Disseminated the estimates to the staff. c. Prepared the intelligence portion of the OPORD and the intelligence annex. <ol style="list-style-type: none"> (1) Reviewed the division and the corps PIR. (2) Established the information requirements for the battalion's security plans. 		

TASK STEPS AND PERFORMANCE MEASURES	GO	NO-GO
<p>(3) Coordinated with the S3 regarding the use of organic assets to collect information.</p> <p>d. Conducted the staff coordination.</p> <p>(1) Provided the staff with an overview of the current enemy situation to assist in the staff planning process.</p> <p>(2) Reviewed and provided input to the staff's mission analysis.</p> <p>3. The S2 section disseminates the combat information and transmits the intelligence to the appropriate units and agencies in time for the commanders to plan and mass forces at the proper time and place to successfully influence and win the battle.</p> <p>a. Disseminated the combat information.</p> <p>(1) Disseminated the highly perishable combat information in a spot-report format immediately after receipt.</p> <p>(2) Ensured that the division or corps G2 received the combat information, as required.</p> <p>(3) Ensured that the battalion staff and subordinate units received the combat information, as required.</p> <p>b. Disseminated the intelligence.</p> <p>(1) Received continuous updates from the division or corps G2.</p> <p>(2) Disseminated the intelligence to the higher, lower, and adjacent HQ by the most expeditious means available, such as frequency modulated (FM), secure, or courier.</p> <p>(3) Ensured that the battalion S3 and all the staff elements within the tactical operations center (TOC) received the intelligence.</p> <p>c. Received and disseminated the enemy's nuclear, biological, and chemical (NBC) operations data.</p> <p>(1) Received and recorded reports of the enemy's NBC capabilities on friendly systems.</p> <p>(2) Evaluated the effects of the enemy's NBC capabilities. Reported this evaluation to subordinate units and the staff.</p> <p>d. Prepared the reports.</p> <p>(1) Reviewed the decision support template provided by the division or corps G2.</p> <p>(2) Reviewed the division or corps estimate of the enemy's most probable course of action (COA).</p> <p>(3) Used the report formats that were provided.</p> <p>4. The S2 section processes the information by recording, evaluating, analyzing, and integrating it into the existing intelligence to aid the commander in reaching a conclusion.</p> <p>a. The S2 section records the information.</p> <p>(1) Maintained the intelligence journal, including the record of important reports and messages that have been received and transmitted and the actions taken in response, covering a 24-hour period.</p> <p>(2) Posted the situation map (SITMAP) with information and intelligence aspects of the current disposition and activities of the enemy.</p> <p>b. The S2 section evaluates the information.</p> <p>(1) Determined if the information was pertinent.</p> <p>(2) Verified the reliability of the source or agency.</p> <p>(3) Validated the credibility of the information.</p> <p>c. The S2 section analyzes the information and intelligence.</p> <p>(1) Integrated the incoming intelligence with the information in the database.</p> <p>(2) Assessed the information and the intelligence.</p>		

TASK STEPS AND PERFORMANCE MEASURES	GO	NO-GO
<p>(3) Formulated and test hypothesized about the enemy's activities or the impact of the area of operations (AO) characteristics on the mission.</p> <p>(4) Formulated conclusions based on available information of the enemy's situation, disposition, and probable COA.</p> <p>NOTE: The conclusion should answer what the information means in relation to the AO, the enemy information, and the enemy's use of tactical deception or counter deception.</p> <p>5. The S2 section employs security measures to ensure that the classified intelligence information is protected and access is denied to the threat.</p> <p>a. Coordinated the personnel security clearance program.</p> <p>(1) Coordinated with the Adjutant (US Army) (S1) and the S3 to determine the degree of security clearance required for each duty position in the HQ and subordinate units.</p> <p>(2) Supervised the submission of the appropriate forms, documents, and requests for security clearance.</p> <p>(3) Maintained a roster of unit personnel, indicating their security clearance level. Distributed copies to the HQ and subordinate units, as required.</p> <p>b. Administered the information security program.</p> <p>(1) Ensured that the classification of the documents was monitored.</p> <p>(2) Ensured that the access, dissemination, and accounting procedures for classified documents were established for the HQ. Ensured that these procedures were monitored in subordinate units.</p> <p>(3) Supervised and monitored the storage and safekeeping of the classified information in the HQ and subordinate units.</p> <p>c. Administered the sensitive compartmented-information (SCI) security program.</p> <p>(1) Prepared, along with the HQ commander, a physical-security plan for inside the battalion TOC.</p> <p>(2) Established a program to control access to the facilities.</p> <p>(3) Advised the HQ commander on the threat to ensure that an adequate security force was provided to the TOC.</p>		

TASK PERFORMANCE / EVALUATION SUMMARY BLOCK							
ITERATION	1	2	3	4	5	M	TOTAL
TOTAL TASK STEPS EVALUATED							
TOTAL TASK STEPS "GO"							
TRAINING STATUS "GO"/"NO-GO"							

"*" indicates a leader task step.

SUPPORTING INDIVIDUAL TASKS: NONE

SUPPORTING COLLECTIVE TASKS: NONE

OPFOR TASKS AND STANDARDS

TASK: Disrupt a Route Reconnaissance (5-OPFOR-0021)

CONDITION: The enemy is conducting a route reconnaissance. The opposing forces (OPFOR) element is positioned along the enemy's route.

STANDARD: The OPFOR element attempts to disrupt a squad/section conducting a route reconnaissance. 1. Prevents the unit from meeting its specified time schedule. 2. Forces the unit to deviate from its specified route. 3. Prevents the unit from reaching its assigned destination. 4. Surprises the squad/section. 5. Inflicts casualties on the unit.

TASK: Conduct an Attack (5-OPFOR-0008)

CONDITION: The enemy is conducting tactical operations. The opposing forces (OPFOR) element receives orders to attack the enemy, the area of occupation, or the main supply route (MSR) with smoke.

STANDARD: The OPFOR element disrupts the enemy's movement and smoke operations. 1. Determines the delivery method of the smoke attack. 2. Locates the target. 3. Delivers the smoke attack downwind. 4. Attacks the enemy with smoke, and surge attacks when the enemy responds to the smoke.

TASK: Conduct a Raid (5-OPFOR-0004)

CONDITION: The opposing forces (OPFOR) element has occupied an objective rally point and has orders to conduct a raid on a combat service support (CSS) base.

STANDARD: The OPFOR element infiltrates the enemy's base and destroys all of the targets. 1. Surprises the enemy forces. 2. Assaults the support base and accomplishes the assigned tasks. 3. Destroys the specified equipment and supplies. 4. Avoids being decisively engaged. 5. Withdraws all personnel from the objective areas within the time prescribed. 6. Obtains all priority intelligence requirements (PIR) from the raid site. 7. Sustains only light casualties from enemy fire.

TASK: Conduct an Aerial Reconnaissance (5-OPFOR-0010)

CONDITION: The opposing forces (OPFOR) headquarters (HQ) element requires intelligence on the locations and identification of the enemy elements. Aircraft is dispatched to take photographs and make a visual inspection of the enemy rear area.

STANDARD: The OPFOR element gathers photograph intelligence of the enemy. 1. Photographs the assigned sectors. 2. Makes quick visual checks where the ceiling is low. 3. Locates enemy positions in the area, particularly support and storage bases, and command and control (C2) facilities. 4. Sustains no loss of aircraft. 5. Reports priority intelligence requirements (PIR) and other information requirements to the OPFOR HQ.

TASK: Defeat Obstacles (5-OPFOR-0009)

CONDITION: The opposing forces (OPFOR) element encounters an obstacle that blocks the avenue of approach as it advances upon the enemy forces.

STANDARD: The OPFOR element bypasses or breaches the enemy obstacle. 1. Detects the obstacle before halting its main body. 2. Defeats the obstacle. a. Bypasses the obstacle without entering the engagement areas. b. Breaches the obstacle within 45 minutes and passes its entire force through the obstacle. 3. Does not incur degradation to the point that the mission must be discontinued.

TASK: Disrupt Construction of Vehicle Fighting Positions (5-OPFOR-0020)

CONDITION: The opposing forces (OPFOR) element has located the enemy. The priority intelligence requirements (PIR) and other intelligence obtained by OPFOR patrols indicate the enemy is constructing vehicle fighting positions within its defensive area. The OPFOR element has automatic and antiarmor weapons and light mortars.

STANDARD: The OPFOR element attempts to disrupt the enemy's efforts to establish vehicle fighting positions. 1. Locates the defensive area. 2. Surprises the main body. 3. Penetrates the defensive area with squad-size probes. 4. Inflicts casualties on the unit. 5. Destroys vehicles. 6. Disrupts the unit's preparations (prevents or delays beyond the unit's allotted time).

TASK: Disrupt an Engineer Reconnaissance (5-OPFOR-0022)

CONDITION: The enemy is conducting an engineer reconnaissance. The opposing forces (OPFOR) element is positioned along the enemy's route.

STANDARD: The OPFOR element disrupts an engineer reconnaissance. 1. Prevents the unit from meeting its specified time schedule. 2. Forces the unit to deviate from its specified route. 3. Prevents the unit from accomplishing its assigned engineer reconnaissance. 4. Surprises the unit conducting the reconnaissance.

TASK: Defend a Minefield (5-OPFOR-0023)

CONDITION: The enemy is conducting a minefield sweeping operation. The opposing forces (OPFOR) element has a minefield placed in the enemy's path. The minefield is under constant observation and fire.

STANDARD: The OPFOR element defends a minefield against an enemy element conducting a minefield sweeping operation. 1. Prevents the unit from detecting the obstacle. 2. Disrupts the minefield sweeping operation. 3. Prevents the unit from conducting the minefield sweeping operation, prevents the unit from moving all personnel through the breach, or delays the completion of the minefield sweeping operation for more than 45 minutes.

TASK: Conduct Terrorist and Saboteur Attacks (5-OPFOR-0005)

CONDITION: The opposing forces (OPFOR) element dispatches small teams into the enemy's rear area to disrupt combat service support (CSS) operations.

STANDARD: The enemy sustains disrupted command and control (C2), destroyed equipment and supplies, and light casualties. 1. Locates rear support bases and C2 facilities. 2. Delays and disrupts CSS operations through probes. 3. Infiltrates CSS bases to conduct sabotage and terrorist activities. 4. Inflicts light casualties. 5. Destroys supplies and equipment.

TASK: Conduct Sniper Operations (5-OPFOR-0006)

CONDITION: The opposing forces (OPFOR) element has assigned snipers (regular or irregular elements) in the enemy's rear area along the main supply route (MSR) and near support sites.

STANDARD: The OPFOR element kills or wounds targets. 1. Sets up a well-concealed location. 2. Engages vehicle drivers or personnel on foot with short bursts of semiautomatic fire. 3. Kills or wounds selected targets. 4. Prevents the position from being discovered by enemy forces. 5. Evacuates the area without being spotted. 6. Reports all specified priority intelligence requirements (PIR) and other intelligence requirements to the OPFOR headquarters (HQ).

TASK: Maintain Contact (5-OPFOR-0003)

CONDITION: The opposing forces (OPFOR) element is engaged with enemy base-defense forces. The enemy forces are withdrawing under pressure.

STANDARD: The OPFOR element maintains enemy contact while the enemy withdraws. 1. Engages the enemy forces decisively. 2. Advances the OPFOR as the enemy forces withdraw. 3. Inflicts heavy casualties. 4. Captures the members of the enemy force. 5. Captures documents and equipment. 6. Safeguards the captured documents, the equipment, and the personnel.

TASK: Conduct an Ambush (5-OPFOR-0007)

CONDITION: The enemy is moving in a convoy. The opposing forces (OPFOR) element is positioned along the enemy's route.

STANDARD: The OPFOR element inflicts casualties on the enemy and causes vehicle and equipment damage. 1. Prepares an ambush site before the element arrives. 2. Surprises march element forces. 3. Inflicts heavy casualties within the designated kill zone. 4. Inflicts heavy damage to the vehicles and the equipment within the designated kill zone. 5. Delays the march element from reaching a specified destination for a specified period of time. 6. Withdraws on order. 7. Sustains no casualties. 8. Reports actions to superiors.

TASK: Disrupt a Net Control Station (NCS) (5-OPFOR-0019)

CONDITION: The enemy has established a NCS. The opposing forces (OPFOR) element has radio and jamming equipment.

STANDARD: The OPFOR element attempts to disrupt an NCS. 1. Attempts to locate the radio frequency that the unit is operating on. 2. Attempts to enter the radio net. 3. Attempts to issue "bogus" orders to a unit on the net. 4. Jams the radio frequency and forces the unit to go to an alternate frequency.

TASK: Disrupt Defensive Preparations (5-OPFOR-0018)

CONDITION: The opposing forces (OPFOR) element has located the enemy. Priority intelligence requirements (PIR) and other intelligence requirements obtained by OPFOR patrols indicate that the enemy elements are establishing defensive positions. The OPFOR element has automatic and antiarmor weapons and light mortars.

STANDARD: The OPFOR element disrupts and delays the enemy's defensive preparations. 1. Locates and penetrates the enemy's security system. 2. Forces the enemy to delay defensive preparations. 3. Disrupts the enemy's obstacle preparations.

TASK: Disrupt Enemy Movement and Operations Using Tactical Nuclear Weapons (5-OPFOR-0016)

CONDITION: The opposing forces (OPFOR) element has located the enemy. Priority intelligence requirements (PIR) and other intelligence requirements have been obtained by OPFOR patrols. Tactical nuclear weapons are employed against key locations in the rear area.

STANDARD: The OPFOR element disrupts enemy movement and operations. 1. Disrupts or delays the movement of the enemy's equipment and supplies to the forward areas. 2. Destroys enemy equipment and supplies. 3. Inflicts a high rate of nuclear casualties among the enemy forces. 4. Denies the enemy the use of specified areas. 5. Contaminates the enemy's equipment and supplies.

TASK: Disrupt Quarters Party Operations (5-OPFOR-0017)

CONDITION: The enemy is conducting quarters party operations. It has established an assembly area (AA) but has not moved in the main body.

STANDARD: The opposing forces (OPFOR) element attempts to disrupt quartering party operations and infiltrate the enemy's AA. 1. Locates the quartering party and the AA. 2. Surprises the main body. 3. Penetrates the AA with squad-size probes. 4. Inflicts personnel casualties and vehicle damage. 5. Disrupts the unit's preparations (prevents or delays beyond the unit's allotted time).

TASK: Disrupt Enemy Movement and Operations Using Persistent and Nonpersistent Chemical Weapons (5-OPFOR-0015)

CONDITION: The opposing forces (OPFOR) element has located the enemy. Priority intelligence requirements (PIR) and other intelligence requirements have been obtained by OPFOR patrols. The OPFOR units deliver chemical agents, by means of conventional artillery weapons or aircraft, along selected supply routes and key bases in the rear area.

STANDARD: The OPFOR element disrupts enemy movement and operations using persistent and nonpersistent chemical weapons. 1. Delivers chemical agents in low and densely wooded areas. 2. Delays the movement of enemy supplies and equipment to the forward areas. 3. Restricts the movement of the enemy units in the rear area. 4. Channels the movement of enemy units into predesignated ambush areas. 5. Contaminates enemy supplies and equipment. 6. Inflicts a high rate of casualties on enemy forces.

TASK: Disrupt Movement (5-OPFOR-0014)

CONDITION: The enemy is expected to move through the opposing forces (OPFOR) element's area of operations. The OPFOR element has received an operation order (OPORD) or fragmentary order (FRAGO) to disrupt enemy movement. The enemy has the capability to defend with direct fire and antiarmor weapons.

STANDARD: The OPFOR element delays enemy movement. 1. Delays the element. 2. Forces the element to deviate from its route. 3. Prevents the element from reaching its destination. 4. Surprises the element's main body.

TASK: Counter Passage of Lines (5-OPFOR-0012)

CONDITION: Enemy forces are in defensive positions, but they are expected to attempt passage-of-lines operations. The opposing forces (OPFOR) received orders to disrupt enemy passage-of-lines operations.

STANDARD: The OPFOR element delays or prevents enemy passage of lines. 1. Delays the passage. 2. Prevents the company from moving all personnel through the stationary unit. 3. Engages the main body of either the moving or the stationary unit.

TASK: Disrupt Assembly Area (AA) Activities (5-OPFOR-0013)

CONDITION: Intelligence reports indicate that platoon- and company-size enemy units are operating in the opposing forces (OPFOR) area of operations. Enemy units can defend from AAs with direct fire, antiarmor weapons, and indirect fire. The enemy has close air support (CAS) and nuclear, biological, and chemical (NBC) capabilities.

STANDARD: The OPFOR element locates and disrupts the enemy's AA activities. 1. Locates the element's AA. 2. Probes the AA with squad- or team-size elements. 3. Inflicts more than 5 percent casualties on the element. 4. Disrupts the element's preparations (prevents or delays beyond the element's allotted time).

TASK: Surrender to the Capturing Unit on the Battlefield (5-OPFOR-0024)

CONDITION: The enemy has captured opposing forces (OPFOR) element's soldiers, documents, and equipment sensitive to the OPFOR tactical operations.

STANDARD: The OPFOR soldiers retain or destroy documents and equipment. The OPFOR element surrenders the documents and the equipment of no tactical use to the enemy and attempts to conceal or destroy items of tactical value. The OPFOR element attempts escape and evasion. 1. Prevents the successful capture of the documents and the equipment. 2. Destroys the documents and the equipment. 3. Removes identifying markings from the equipment. 4. Removes unit-identifying insignia. 5. Provides misleading information. 6. Plans an escape. 7. Delays movement to the nearest collection point. 8. Prevents safeguarding of the enemy prisoners of war (EPWs) in order to cause embarrassment to the United States (US).

TASK: Attack (5-OPFOR-0001)

CONDITION: The opposing forces (OPFOR) element has located the enemy. The priority intelligence requirements (PIR) and the other intelligence requirements have been obtained by OPFOR patrols. The OPFOR element has automatic and antiarmor weapons and light mortars.

STANDARD: The OPFOR element attempts to seize the terrain, the vehicles, or the equipment. 1. Develops an attack plan. 2. Surprises the enemy unit's main body. 3. Initiates the attack using a scheme of maneuver that exploits the enemy's flanks, gaps, and weaknesses. 4. Uses covered and concealed routes to approach the enemy forces' flanks, gaps, or weakly held areas. 5. Employs indirect fire to support the attack. 6. Penetrates enemy defenses. 7. Destroys the equipment and the supplies. 8. Inflicts heavy casualties. 9. Isolates the combat service support (CSS) base by blocking the reinforcements. 10. Forces the enemy units to displace. 11. Avoids being fixed in one position. 12. Withdraws before the CSS base is reinforced with tactical combat forces.

TASK: Conduct Air Attacks (5-OPFOR-0002)

CONDITION: The opposing forces (OPFOR) element in the rear area has forwarded the positions of the enemy support sites or the locations of moving elements. The OPFOR aircraft have been dispatched to attack enemy installations or convoys.

STANDARD: The OPFOR element attempts to delay, disrupt, or damage the enemy targets by air. 1. Locates the target (support sites or convoys). 2. Makes attack runs on the designated targets. 3. Inflicts heavy damage to the selected target. 4. Sustains no loss of aircraft. 5. Delays moving the force for more than one hour.

ELEMENTS: Command Section
 S1 Section
 S2 Section
 S3 Section
 S4 Section
 Communication Section
 Command Group

TASK: Maintain Operations Security (OPSEC) (71-2-0332.05-T01A)
 (AR 530-1) (AR 380-5) (FM 24-33)
 (FM 24-35) (FM 24-35-1) (FM 3-19.30)
 (FM 34-60)

ITERATION: 1 2 3 4 5 M (Circle)

COMMANDER/LEADER ASSESSMENT: T P U (Circle)

CONDITIONS: The element is operating where the enemy can detect it. The enemy can employ electronic warfare (EW) measures and air and ground reconnaissance elements. It can also use the local populace and enemy intelligence agencies. Some iterations of this task should be performed in MOPP4.

TASK STANDARDS: The element prevents the enemy from learning its strength, dispositions, intentions, and any essential elements of friendly information (EEFI) or surprising its main body. The time required to perform this task is increased when conducting it in mission-oriented protection posture (MOPP) 4.

TASK STEPS AND PERFORMANCE MEASURES	GO	NO-GO
<p>* 1. Leaders check or perform information security measures.</p> <ul style="list-style-type: none"> a. Disseminated the information on a need-to-know basis. b. Prohibited fraternization with civilians, as applicable. c. Conducted alerts, deployment preparations, and loading operations to minimize detection. d. Ensured that maps contained only the minimum-essential information. e. Conducted inspections and gave briefings to ensure that personnel did not carry any details of military activities in their personal materials, such as letters, diaries, notes, drawings, sketches, or photographs. f. Sanitized all planning areas and positions before departure. <p>2. The element performs camouflage discipline.</p> <ul style="list-style-type: none"> a. Used natural concealment and camouflage materials, whenever possible, to prevent ground or air observation. b. Moved on covered and concealed routes. c. Covered all reflective surfaces and unit markings with nonreflective material, such as cloth, mud, or a camouflage stick. d. Covered or removed all vehicle markings. <p>3. The element camouflages individual positions and equipment to prevent detection from 35 meters or greater and camouflages vehicles to prevent detection from 100 meters or greater.</p> <ul style="list-style-type: none"> a. Ensured that the foliage was not stripped near the unit's position. b. Camouflaged earth berms. c. Ensured that the camouflage nets were properly erected. d. Avoided crossing near footpaths, trails, and roads. e. Erased any tracks leading into the positions. 		

TASK STEPS AND PERFORMANCE MEASURES	GO	NO-GO
f. Ensured that vehicles that were parked in the shadows were moved as the shadows shifted. g. Replaced and replenished the camouflage, as needed. h. Avoided movement in the area to prevent ground and air detection. 4. The element employs and the company's net control station (NCS) enforces communications security (COMSEC). a. Enforced signal operation instructions (SOI) and signal supplemental instructions (SSI) procedures, such as challenges, authentications decoding, and call signs and frequencies and ensured that the monitored traffic did not reveal information to the enemy. b. Employed approved radiotelephone operator (RATELO) procedures. c. Followed COMSEC procedures, such as keeping transmissions short, using the lowest possible power settings, using directional antennas, changing transmission patterns, and maintaining radio silence. d. Followed procedures for operations during jamming. e. Made maximum use of the messenger and wire service. f. Used visual signals according to the unit's standing operating procedure (SOP). 5. The element employs physical security measures. a. Employed observation posts (OPs). b. Employed counterreconnaissance patrols. c. Followed stand-to procedures. d. Employed mines and obstacles, when permitted. e. Tied in with adjacent units for coordination and fire. f. Used the challenge and password. g. Limited access into the unit's area. h. Safeguarded weapons, ammunition, sensitive items, and classified documents. i. Picked up litter. j. Employed air guards. * 6. All leaders enforce noise and light discipline.		

TASK PERFORMANCE / EVALUATION SUMMARY BLOCK							
ITERATION	1	2	3	4	5	M	TOTAL
TOTAL TASK STEPS EVALUATED							
TOTAL TASK STEPS "GO"							
TRAINING STATUS "GO"/"NO-GO"							

"*" indicates a leader task step.

SUPPORTING INDIVIDUAL TASKS

Task Number	Task Title	References
071-325-4425	Employ an M18A1 Claymore Mine	STP 21-1-SMCT
071-325-4426	Recover an M18A1 Claymore Mine	STP 21-1-SMCT
071-331-0801	Challenge Persons Entering Your Area	STP 21-1-SMCT
071-331-0815	Practice Noise, Light, and Litter Discipline	STP 21-1-SMCT

SUPPORTING COLLECTIVE TASKS: NONE

OPFOR TASKS AND STANDARDS

TASK: Surrender to the Capturing Unit on the Battlefield (5-OPFOR-0024)

CONDITION: The enemy has captured opposing forces (OPFOR) element's soldiers, documents, and equipment sensitive to the OPFOR tactical operations.

STANDARD: The OPFOR soldiers retain or destroy documents and equipment. The OPFOR element surrenders the documents and the equipment of no tactical use to the enemy and attempts to conceal or destroy items of tactical value. The OPFOR element attempts escape and evasion. 1. Prevents the successful capture of the documents and the equipment. 2. Destroys the documents and the equipment. 3. Removes identifying markings from the equipment. 4. Removes unit-identifying insignia. 5. Provides misleading information. 6. Plans an escape. 7. Delays movement to the nearest collection point. 8. Prevents safeguarding of the enemy prisoners of war (EPWs) in order to cause embarrassment to the United States (US).

TASK: Disrupt a Route Reconnaissance (5-OPFOR-0021)

CONDITION: The enemy is conducting a route reconnaissance. The opposing forces (OPFOR) element is positioned along the enemy's route.

STANDARD: The OPFOR element attempts to disrupt a squad/section conducting a route reconnaissance. 1. Prevents the unit from meeting its specified time schedule. 2. Forces the unit to deviate from its specified route. 3. Prevents the unit from reaching its assigned destination. 4. Surprises the squad/section. 5. Inflicts casualties on the unit.

TASK: Conduct an Attack (5-OPFOR-0008)

CONDITION: The enemy is conducting tactical operations. The opposing forces (OPFOR) element receives orders to attack the enemy, the area of occupation, or the main supply route (MSR) with smoke.

STANDARD: The OPFOR element disrupts the enemy's movement and smoke operations. 1. Determines the delivery method of the smoke attack. 2. Locates the target. 3. Delivers the smoke attack downwind. 4. Attacks the enemy with smoke, and surge attacks when the enemy responds to the smoke.

TASK: Conduct a Raid (5-OPFOR-0004)

CONDITION: The opposing forces (OPFOR) element has occupied an objective rally point and has orders to conduct a raid on a combat service support (CSS) base.

STANDARD: The OPFOR element infiltrates the enemy's base and destroys all of the targets. 1. Surprises the enemy forces. 2. Assaults the support base and accomplishes the assigned tasks. 3. Destroys the specified equipment and supplies. 4. Avoids being decisively engaged. 5. Withdraws all personnel from the objective areas within the time prescribed. 6. Obtains all priority intelligence requirements (PIR) from the raid site. 7. Sustains only light casualties from enemy fire.

TASK: Conduct an Aerial Reconnaissance (5-OPFOR-0010)

CONDITION: The opposing forces (OPFOR) headquarters (HQ) element requires intelligence on the locations and identification of the enemy elements. Aircraft is dispatched to take photographs and make a visual inspection of the enemy rear area.

STANDARD: The OPFOR element gathers photograph intelligence of the enemy. 1. Photographs the assigned sectors. 2. Makes quick visual checks where the ceiling is low. 3. Locates enemy positions in the area, particularly support and storage bases, and command and control (C2) facilities. 4. Sustains no loss of aircraft. 5. Reports priority intelligence requirements (PIR) and other information requirements to the OPFOR HQ.

TASK: Defeat Obstacles (5-OPFOR-0009)

CONDITION: The opposing forces (OPFOR) element encounters an obstacle that blocks the avenue of approach as it advances upon the enemy forces.

STANDARD: The OPFOR element bypasses or breaches the enemy obstacle. 1. Detects the obstacle before halting its main body. 2. Defeats the obstacle. a. Bypasses the obstacle without entering the engagement areas. b. Breaches the obstacle within 45 minutes and passes its entire force through the obstacle. 3. Does not incur degradation to the point that the mission must be discontinued.

TASK: Disrupt Construction of Vehicle Fighting Positions (5-OPFOR-0020)

CONDITION: The opposing forces (OPFOR) element has located the enemy. The priority intelligence requirements (PIR) and other intelligence obtained by OPFOR patrols indicate the enemy is constructing vehicle fighting positions within its defensive area. The OPFOR element has automatic and antiarmor weapons and light mortars.

STANDARD: The OPFOR element attempts to disrupt the enemy's efforts to establish vehicle fighting positions. 1. Locates the defensive area. 2. Surprises the main body. 3. Penetrates the defensive area with squad-size probes. 4. Inflicts casualties on the unit. 5. Destroys vehicles. 6. Disrupts the unit's preparations (prevents or delays beyond the unit's allotted time).

TASK: Disrupt an Engineer Reconnaissance (5-OPFOR-0022)

CONDITION: The enemy is conducting an engineer reconnaissance. The opposing forces (OPFOR) element is positioned along the enemy's route.

STANDARD: The OPFOR element disrupts an engineer reconnaissance. 1. Prevents the unit from meeting its specified time schedule. 2. Forces the unit to deviate from its specified route. 3. Prevents the unit from accomplishing its assigned engineer reconnaissance. 4. Surprises the unit conducting the reconnaissance.

TASK: Defend a Minefield (5-OPFOR-0023)

CONDITION: The enemy is conducting a minefield sweeping operation. The opposing forces (OPFOR) element has a minefield placed in the enemy's path. The minefield is under constant observation and fire.

STANDARD: The OPFOR element defends a minefield against an enemy element conducting a minefield sweeping operation. 1. Prevents the unit from detecting the obstacle. 2. Disrupts the minefield sweeping operation. 3. Prevents the unit from conducting the minefield sweeping operation, prevents the unit from moving all personnel through the breach, or delays the completion of the minefield sweeping operation for more than 45 minutes.

TASK: Conduct Terrorist and Saboteur Attacks (5-OPFOR-0005)

CONDITION: The opposing forces (OPFOR) element dispatches small teams into the enemy's rear area to disrupt combat service support (CSS) operations.

STANDARD: The enemy sustains disrupted command and control (C2), destroyed equipment and supplies, and light casualties. 1. Locates rear support bases and C2 facilities. 2. Delays and disrupts CSS operations through probes. 3. Infiltrates CSS bases to conduct sabotage and terrorist activities. 4. Inflicts light casualties. 5. Destroys supplies and equipment.

TASK: Conduct Sniper Operations (5-OPFOR-0006)

CONDITION: The opposing forces (OPFOR) element has assigned snipers (regular or irregular elements) in the enemy's rear area along the main supply route (MSR) and near support sites.

STANDARD: The OPFOR element kills or wounds targets. 1. Sets up a well-concealed location. 2. Engages vehicle drivers or personnel on foot with short bursts of semiautomatic fire. 3. Kills or wounds selected targets. 4. Prevents the position from being discovered by enemy forces. 5. Evacuates the area without being spotted. 6. Reports all specified priority intelligence requirements (PIR) and other intelligence requirements to the OPFOR headquarters (HQ).

TASK: Maintain Contact (5-OPFOR-0003)

CONDITION: The opposing forces (OPFOR) element is engaged with enemy base-defense forces. The enemy forces are withdrawing under pressure.

STANDARD: The OPFOR element maintains enemy contact while the enemy withdraws. 1. Engages the enemy forces decisively. 2. Advances the OPFOR as the enemy forces withdraw. 3. Inflicts heavy casualties. 4. Captures the members of the enemy force. 5. Captures documents and equipment. 6. Safeguards the captured documents, the equipment, and the personnel.

TASK: Conduct an Ambush (5-OPFOR-0007)

CONDITION: The enemy is moving in a convoy. The opposing forces (OPFOR) element is positioned along the enemy's route.

STANDARD: The OPFOR element inflicts casualties on the enemy and causes vehicle and equipment damage. 1. Prepares an ambush site before the element arrives. 2. Surprises march element forces. 3. Inflicts heavy casualties within the designated kill zone. 4. Inflicts heavy damage to the vehicles and the equipment within the designated kill zone. 5. Delays the march element from reaching a specified destination for a specified period of time. 6. Withdraws on order. 7. Sustains no casualties. 8. Reports actions to superiors.

TASK: Disrupt a Net Control Station (NCS) (5-OPFOR-0019)

CONDITION: The enemy has established a NCS. The opposing forces (OPFOR) element has radio and jamming equipment.

STANDARD: The OPFOR element attempts to disrupt an NCS. 1. Attempts to locate the radio frequency that the unit is operating on. 2. Attempts to enter the radio net. 3. Attempts to issue "bogus" orders to a unit on the net. 4. Jams the radio frequency and forces the unit to go to an alternate frequency.

TASK: Disrupt Defensive Preparations (5-OPFOR-0018)

CONDITION: The opposing forces (OPFOR) element has located the enemy. Priority intelligence requirements (PIR) and other intelligence requirements obtained by OPFOR patrols indicate that the enemy elements are establishing defensive positions. The OPFOR element has automatic and antiarmor weapons and light mortars.

STANDARD: The OPFOR element disrupts and delays the enemy's defensive preparations. 1. Locates and penetrates the enemy's security system. 2. Forces the enemy to delay defensive preparations. 3. Disrupts the enemy's obstacle preparations.

TASK: Disrupt Enemy Movement and Operations Using Tactical Nuclear Weapons (5-OPFOR-0016)

CONDITION: The opposing forces (OPFOR) element has located the enemy. Priority intelligence requirements (PIR) and other intelligence requirements have been obtained by OPFOR patrols. Tactical nuclear weapons are employed against key locations in the rear area.

STANDARD: The OPFOR element disrupts enemy movement and operations. 1. Disrupts or delays the movement of the enemy's equipment and supplies to the forward areas. 2. Destroys enemy equipment and supplies. 3. Inflicts a high rate of nuclear casualties among the enemy forces. 4. Denies the enemy the use of specified areas. 5. Contaminates the enemy's equipment and supplies.

TASK: Disrupt Quarters Party Operations (5-OPFOR-0017)

CONDITION: The enemy is conducting quarters party operations. It has established an assembly area (AA) but has not moved in the main body.

STANDARD: The opposing forces (OPFOR) element attempts to disrupt quarters party operations and infiltrate the enemy's AA. 1. Locates the quarters party and the AA. 2. Surprises the main body. 3. Penetrates the AA with squad-size probes. 4. Inflicts personnel casualties and vehicle damage. 5. Disrupts the unit's preparations (prevents or delays beyond the unit's allotted time).

TASK: Disrupt Enemy Movement and Operations Using Persistent and Nonpersistent Chemical Weapons (5-OPFOR-0015)

CONDITION: The opposing forces (OPFOR) element has located the enemy. Priority intelligence requirements (PIR) and other intelligence requirements have been obtained by OPFOR patrols. The OPFOR units deliver chemical agents, by means of conventional artillery weapons or aircraft, along selected supply routes and key bases in the rear area.

STANDARD: The OPFOR element disrupts enemy movement and operations using persistent and nonpersistent chemical weapons. 1. Delivers chemical agents in low and densely wooded areas. 2. Delays the movement of enemy supplies and equipment to the forward areas. 3. Restricts the movement of the enemy units in the rear area. 4. Channels the movement of enemy units into predesignated ambush areas. 5. Contaminates enemy supplies and equipment. 6. Inflicts a high rate of casualties on enemy forces.

TASK: Disrupt Movement (5-OPFOR-0014)

CONDITION: The enemy is expected to move through the opposing forces (OPFOR) element's area of operations. The OPFOR element has received an operation order (OPORD) or fragmentary order (FRAGO) to disrupt enemy movement. The enemy has the capability to defend with direct fire and antiarmor weapons.

STANDARD: The OPFOR element delays enemy movement. 1. Delays the element. 2. Forces the element to deviate from its route. 3. Prevents the element from reaching its destination. 4. Surprises the element's main body.

TASK: Counter Passage of Lines (5-OPFOR-0012)

CONDITION: Enemy forces are in defensive positions, but they are expected to attempt passage-of-lines operations. The opposing forces (OPFOR) received orders to disrupt enemy passage-of-lines operations.

STANDARD: The OPFOR element delays or prevents enemy passage of lines. 1. Delays the passage. 2. Prevents the company from moving all personnel through the stationary unit. 3. Engages the main body of either the moving or the stationary unit.

TASK: Disrupt Assembly Area (AA) Activities (5-OPFOR-0013)

CONDITION: Intelligence reports indicate that platoon- and company-size enemy units are operating in the opposing forces (OPFOR) area of operations. Enemy units can defend from AAs with direct fire, antiarmor weapons, and indirect fire. The enemy has close air support (CAS) and nuclear, biological, and chemical (NBC) capabilities.

STANDARD: The OPFOR element locates and disrupts the enemy's AA activities. 1. Locates the element's AA. 2. Probes the AA with squad- or team-size elements. 3. Inflicts more than 5 percent casualties on the element. 4. Disrupts the element's preparations (prevents or delays beyond the element's allotted time).

TASK: Attack (5-OPFOR-0001)

CONDITION: The opposing forces (OPFOR) element has located the enemy. The priority intelligence requirements (PIR) and the other intelligence requirements have been obtained by OPFOR patrols. The OPFOR element has automatic and antiarmor weapons and light mortars.

STANDARD: The OPFOR element attempts to seize the terrain, the vehicles, or the equipment. 1. Develops an attack plan. 2. Surprises the enemy unit's main body. 3. Initiates the attack using a scheme of maneuver that exploits the enemy's flanks, gaps, and weaknesses. 4. Uses covered and concealed routes to approach the enemy forces' flanks, gaps, or weakly held areas. 5. Employs indirect fire to support the attack. 6. Penetrates enemy defenses. 7. Destroys the equipment and the supplies. 8. Inflicts heavy casualties. 9. Isolates the combat service support (CSS) base by blocking the reinforcements. 10. Forces the enemy units to displace. 11. Avoids being fixed in one position. 12. Withdraws before the CSS base is reinforced with tactical combat forces.

TASK: Conduct Air Attacks (5-OPFOR-0002)

CONDITION: The opposing forces (OPFOR) element in the rear area has forwarded the positions of the enemy support sites or the locations of moving elements. The OPFOR aircraft have been dispatched to attack enemy installations or convoys.

STANDARD: The OPFOR element attempts to delay, disrupt, or damage the enemy targets by air. 1. Locates the target (support sites or convoys). 2. Makes attack runs on the designated targets. 3. Inflicts heavy damage to the selected target. 4. Sustains no loss of aircraft. 5. Delays moving the force for more than one hour.

ELEMENT: S1 Section

TASK: Prepare Personnel for Deployment (12-1-0409.05-T01A)

(TC 22-6)

(AR 220-10)

(AR 600-38)

(AR 600-8)

(AR 600-8-14)

(AR 600-8-2)

(AR 600-8-8)

ITERATION: 1 2 3 4 5 (Circle)

COMMANDER/LEADER ASSESSMENT: T P U (Circle)

CONDITIONS: The battalion is tasked to deploy to a theater of operations. The battalion is assigned the responsibility to process personnel for overseas movement. Digital units have performed functionality checks, and systems are operational. This task should not be trained in MOPP4.

TASK STANDARDS: Battalion soldiers are administratively prepared for deployment within the time frame specified in the operation order (OPORD) or the letter of instruction (LOI). Digital units send and receive reports using frequency-modulated (FM) or digital means.

TASK STEPS AND PERFORMANCE MEASURES	GO	NO-GO
<ul style="list-style-type: none"> * 1. The Adjutant (US Army) (S1) plans the preparation for oversea movement (POM). <ul style="list-style-type: none"> a. Established processing requirements. b. Established support requirements. c. Published the POM plan. d. Briefed the command group. e. Coordinated the POM with the brigade S1. * 2. The S1 or the Personnel and Administration Center (PAC) supervisor coordinates POM requirements. <ul style="list-style-type: none"> a. Coordinated with the Assistant Chief of Staff, G1 (Personnel), for personnel service company (PSC) support. b. Coordinated with the Staff Judge Advocate (SJA) for legal support. c. Coordinated with the medical department activity (MEDDAC) and the dental activity (DENTAC) for medical and dental support. d. Coordinated with the provost marshal (PM) for privately owned vehicle (POV) storage. 3. The S1 section participates in the POM process. <ul style="list-style-type: none"> a. Conducted liaison with the POM site commander. b. Briefed soldiers on POM procedures. c. Issued the POM checklist. d. Reviewed family care plans. e. Reviewed pay elections. f. Assisted soldiers in completing postal forms. g. Reviewed the POM checklist for completeness. h. Identified nonparticipants and nondeployable soldiers. * 4. The S1 or PAC supervisor conducts briefings for family members. <ul style="list-style-type: none"> a. Coordinated installation support. b. Established the briefing site and schedules. c. Published a family support packet. d. Monitored family support briefings. 		

TASK PERFORMANCE / EVALUATION SUMMARY BLOCK							
ITERATION	1	2	3	4	5		TOTAL
TOTAL TASK STEPS EVALUATED							
TOTAL TASK STEPS "GO"							
TRAINING STATUS "GO"/"NO-GO"							

"**" indicates a leader task step.

SUPPORTING INDIVIDUAL TASKS: NONE

SUPPORTING COLLECTIVE TASKS: NONE

OPFOR TASKS AND STANDARDS

TASK: Surrender to the Capturing Unit on the Battlefield (5-OPFOR-0024)

CONDITION: The enemy has captured opposing forces (OPFOR) element's soldiers, documents, and equipment sensitive to the OPFOR tactical operations.

STANDARD: The OPFOR soldiers retain or destroy documents and equipment. The OPFOR element surrenders the documents and the equipment of no tactical use to the enemy and attempts to conceal or destroy items of tactical value. The OPFOR element attempts escape and evasion. 1. Prevents the successful capture of the documents and the equipment. 2. Destroys the documents and the equipment. 3. Removes identifying markings from the equipment. 4. Removes unit-identifying insignia. 5. Provides misleading information. 6. Plans an escape. 7. Delays movement to the nearest collection point. 8. Prevents safeguarding of the enemy prisoners of war (EPWs) in order to cause embarrassment to the United States (US).

TASK: Disrupt a Route Reconnaissance (5-OPFOR-0021)

CONDITION: The enemy is conducting a route reconnaissance. The opposing forces (OPFOR) element is positioned along the enemy's route.

STANDARD: The OPFOR element attempts to disrupt a squad/section conducting a route reconnaissance. 1. Prevents the unit from meeting its specified time schedule. 2. Forces the unit to deviate from its specified route. 3. Prevents the unit from reaching its assigned destination. 4. Surprises the squad/section. 5. Inflicts casualties on the unit.

TASK: Conduct a Raid (5-OPFOR-0004)

CONDITION: The opposing forces (OPFOR) element has occupied an objective rally point and has orders to conduct a raid on a combat service support (CSS) base.

STANDARD: The OPFOR element infiltrates the enemy's base and destroys all of the targets. 1. Surprises the enemy forces. 2. Assaults the support base and accomplishes the assigned tasks. 3. Destroys the specified equipment and supplies. 4. Avoids being decisively engaged. 5. Withdraws all personnel from the objective areas within the time prescribed. 6. Obtains all priority intelligence requirements (PIR) from the raid site. 7. Sustains only light casualties from enemy fire.

TASK: Conduct an Aerial Reconnaissance (5-OPFOR-0010)

CONDITION: The opposing forces (OPFOR) headquarters (HQ) element requires intelligence on the locations and identification of the enemy elements. Aircraft is dispatched to take photographs and make a visual inspection of the enemy rear area.

STANDARD: The OPFOR element gathers photograph intelligence of the enemy. 1. Photographs the assigned sectors. 2. Makes quick visual checks where the ceiling is low. 3. Locates enemy positions in the area, particularly support and storage bases, and command and control (C2) facilities. 4. Sustains no loss of aircraft. 5. Reports priority intelligence requirements (PIR) and other information requirements to the OPFOR HQ.

TASK: Defeat Obstacles (5-OPFOR-0009)

CONDITION: The opposing forces (OPFOR) element encounters an obstacle that blocks the avenue of approach as it advances upon the enemy forces.

STANDARD: The OPFOR element bypasses or breaches the enemy obstacle. 1. Detects the obstacle before halting its main body. 2. Defeats the obstacle. a. Bypasses the obstacle without entering the engagement areas. b. Breaches the obstacle within 45 minutes and passes its entire force through the obstacle. 3. Does not incur degradation to the point that the mission must be discontinued.

TASK: Conduct an Attack (5-OPFOR-0008)

CONDITION: The enemy is conducting tactical operations. The opposing forces (OPFOR) element receives orders to attack the enemy, the area of occupation, or the main supply route (MSR) with smoke.

STANDARD: The OPFOR element disrupts the enemy's movement and smoke operations. 1. Determines the delivery method of the smoke attack. 2. Locates the target. 3. Delivers the smoke attack downwind. 4. Attacks the enemy with smoke, and surge attacks when the enemy responds to the smoke.

TASK: Disrupt Construction of Vehicle Fighting Positions (5-OPFOR-0020)

CONDITION: The opposing forces (OPFOR) element has located the enemy. The priority intelligence requirements (PIR) and other intelligence obtained by OPFOR patrols indicate the enemy is constructing vehicle fighting positions within its defensive area. The OPFOR element has automatic and antiarmor weapons and light mortars.

STANDARD: The OPFOR element attempts to disrupt the enemy's efforts to establish vehicle fighting positions. 1. Locates the defensive area. 2. Surprises the main body. 3. Penetrates the defensive area with squad-size probes. 4. Inflicts casualties on the unit. 5. Destroys vehicles. 6. Disrupts the unit's preparations (prevents or delays beyond the unit's allotted time).

TASK: Disrupt an Engineer Reconnaissance (5-OPFOR-0022)

CONDITION: The enemy is conducting an engineer reconnaissance. The opposing forces (OPFOR) element is positioned along the enemy's route.

STANDARD: The OPFOR element disrupts an engineer reconnaissance. 1. Prevents the unit from meeting its specified time schedule. 2. Forces the unit to deviate from its specified route. 3. Prevents the unit from accomplishing its assigned engineer reconnaissance. 4. Surprises the unit conducting the reconnaissance.

TASK: Defend a Minefield (5-OPFOR-0023)

CONDITION: The enemy is conducting a minefield sweeping operation. The opposing forces (OPFOR) element has a minefield placed in the enemy's path. The minefield is under constant observation and fire.

STANDARD: The OPFOR element defends a minefield against an enemy element conducting a minefield sweeping operation. 1. Prevents the unit from detecting the obstacle. 2. Disrupts the minefield sweeping operation. 3. Prevents the unit from conducting the minefield sweeping operation, prevents the unit from moving all personnel through the breach, or delays the completion of the minefield sweeping operation for more than 45 minutes.

TASK: Conduct Terrorist and Saboteur Attacks (5-OPFOR-0005)

CONDITION: The opposing forces (OPFOR) element dispatches small teams into the enemy's rear area to disrupt combat service support (CSS) operations.

STANDARD: The enemy sustains disrupted command and control (C2), destroyed equipment and supplies, and light casualties. 1. Locates rear support bases and C2 facilities. 2. Delays and disrupts CSS operations through probes. 3. Infiltrates CSS bases to conduct sabotage and terrorist activities. 4. Inflicts light casualties. 5. Destroys supplies and equipment.

TASK: Conduct Sniper Operations (5-OPFOR-0006)

CONDITION: The opposing forces (OPFOR) element has assigned snipers (regular or irregular elements) in the enemy's rear area along the main supply route (MSR) and near support sites.

STANDARD: The OPFOR element kills or wounds targets. 1. Sets up a well-concealed location. 2. Engages vehicle drivers or personnel on foot with short bursts of semiautomatic fire. 3. Kills or wounds selected targets. 4. Prevents the position from being discovered by enemy forces. 5. Evacuates the area without being spotted. 6. Reports all specified priority intelligence requirements (PIR) and other intelligence requirements to the OPFOR headquarters (HQ).

TASK: Maintain Contact (5-OPFOR-0003)

CONDITION: The opposing forces (OPFOR) element is engaged with enemy base-defense forces. The enemy forces are withdrawing under pressure.

STANDARD: The OPFOR element maintains enemy contact while the enemy withdraws. 1. Engages the enemy forces decisively. 2. Advances the OPFOR as the enemy forces withdraw. 3. Inflicts heavy casualties. 4. Captures the members of the enemy force. 5. Captures documents and equipment. 6. Safeguards the captured documents, the equipment, and the personnel.

TASK: Conduct an Ambush (5-OPFOR-0007)

CONDITION: The enemy is moving in a convoy. The opposing forces (OPFOR) element is positioned along the enemy's route.

STANDARD: The OPFOR element inflicts casualties on the enemy and causes vehicle and equipment damage. 1. Prepares an ambush site before the element arrives. 2. Surprises march element forces. 3. Inflicts heavy casualties within the designated kill zone. 4. Inflicts heavy damage to the vehicles and the equipment within the designated kill zone. 5. Delays the march element from reaching a specified destination for a specified period of time. 6. Withdraws on order. 7. Sustains no casualties. 8. Reports actions to superiors.

TASK: Disrupt a Net Control Station (NCS) (5-OPFOR-0019)

CONDITION: The enemy has established a NCS. The opposing forces (OPFOR) element has radio and jamming equipment.

STANDARD: The OPFOR element attempts to disrupt an NCS. 1. Attempts to locate the radio frequency that the unit is operating on. 2. Attempts to enter the radio net. 3. Attempts to issue "bogus" orders to a unit on the net. 4. Jams the radio frequency and forces the unit to go to an alternate frequency.

TASK: Disrupt Defensive Preparations (5-OPFOR-0018)

CONDITION: The opposing forces (OPFOR) element has located the enemy. Priority intelligence requirements (PIR) and other intelligence requirements obtained by OPFOR patrols indicate that the enemy elements are establishing defensive positions. The OPFOR element has automatic and antiarmor weapons and light mortars.

STANDARD: The OPFOR element disrupts and delays the enemy's defensive preparations. 1. Locates and penetrates the enemy's security system. 2. Forces the enemy to delay defensive preparations. 3. Disrupts the enemy's obstacle preparations.

TASK: Disrupt Enemy Movement and Operations Using Tactical Nuclear Weapons (5-OPFOR-0016)

CONDITION: The opposing forces (OPFOR) element has located the enemy. Priority intelligence requirements (PIR) and other intelligence requirements have been obtained by OPFOR patrols. Tactical nuclear weapons are employed against key locations in the rear area.

STANDARD: The OPFOR element disrupts enemy movement and operations. 1. Disrupts or delays the movement of the enemy's equipment and supplies to the forward areas. 2. Destroys enemy equipment and supplies. 3. Inflicts a high rate of nuclear casualties among the enemy forces. 4. Denies the enemy the use of specified areas. 5. Contaminates the enemy's equipment and supplies.

TASK: Disrupt Quartering Party Operations (5-OPFOR-0017)

CONDITION: The enemy is conducting quartering party operations. It has established an assembly area (AA) but has not moved in the main body.

STANDARD: The opposing forces (OPFOR) element attempts to disrupt quartering party operations and infiltrate the enemy's AA. 1. Locates the quartering party and the AA. 2. Surprises the main body. 3. Penetrates the AA with squad-size probes. 4. Inflicts personnel casualties and vehicle damage. 5. Disrupts the unit's preparations (prevents or delays beyond the unit's allotted time).

TASK: Disrupt Enemy Movement and Operations Using Persistent and Nonpersistent Chemical Weapons (5-OPFOR-0015)

CONDITION: The opposing forces (OPFOR) element has located the enemy. Priority intelligence requirements (PIR) and other intelligence requirements have been obtained by OPFOR patrols. The OPFOR units deliver chemical agents, by means of conventional artillery weapons or aircraft, along selected supply routes and key bases in the rear area.

STANDARD: The OPFOR element disrupts enemy movement and operations using persistent and nonpersistent chemical weapons. 1. Delivers chemical agents in low and densely wooded areas. 2. Delays the movement of enemy supplies and equipment to the forward areas. 3. Restricts the movement of the enemy units in the rear area. 4. Channels the movement of enemy units into predesignated ambush areas. 5. Contaminates enemy supplies and equipment. 6. Inflicts a high rate of casualties on enemy forces.

TASK: Disrupt Movement (5-OPFOR-0014)

CONDITION: The enemy is expected to move through the opposing forces (OPFOR) element's area of operations. The OPFOR element has received an operation order (OPORD) or fragmentary order (FRAGO) to disrupt enemy movement. The enemy has the capability to defend with direct fire and antiarmor weapons.

STANDARD: The OPFOR element delays enemy movement. 1. Delays the element. 2. Forces the element to deviate from its route. 3. Prevents the element from reaching its destination. 4. Surprises the element's main body.

TASK: Counter Passage of Lines (5-OPFOR-0012)

CONDITION: Enemy forces are in defensive positions, but they are expected to attempt passage-of-lines operations. The opposing forces (OPFOR) received orders to disrupt enemy passage-of-lines operations.

STANDARD: The OPFOR element delays or prevents enemy passage of lines. 1. Delays the passage. 2. Prevents the company from moving all personnel through the stationary unit. 3. Engages the main body of either the moving or the stationary unit.

TASK: Disrupt Assembly Area (AA) Activities (5-OPFOR-0013)

CONDITION: Intelligence reports indicate that platoon- and company-size enemy units are operating in the opposing forces (OPFOR) area of operations. Enemy units can defend from AAs with direct fire, antiarmor weapons, and indirect fire. The enemy has close air support (CAS) and nuclear, biological, and chemical (NBC) capabilities.

STANDARD: The OPFOR element locates and disrupts the enemy's AA activities. 1. Locates the element's AA. 2. Probes the AA with squad- or team-size elements. 3. Inflicts more than 5 percent casualties on the element. 4. Disrupts the element's preparations (prevents or delays beyond the element's allotted time).

TASK: Attack (5-OPFOR-0001)

CONDITION: The opposing forces (OPFOR) element has located the enemy. The priority intelligence requirements (PIR) and the other intelligence requirements have been obtained by OPFOR patrols. The OPFOR element has automatic and antiarmor weapons and light mortars.

STANDARD: The OPFOR element attempts to seize the terrain, the vehicles, or the equipment. 1. Develops an attack plan. 2. Surprises the enemy unit's main body. 3. Initiates the attack using a scheme of maneuver that exploits the enemy's flanks, gaps, and weaknesses. 4. Uses covered and concealed routes to approach the enemy forces' flanks, gaps, or weakly held areas. 5. Employs indirect fire to support the attack. 6. Penetrates enemy defenses. 7. Destroys the equipment and the supplies. 8. Inflicts heavy casualties. 9. Isolates the combat service support (CSS) base by blocking the reinforcements. 10. Forces the enemy units to displace. 11. Avoids being fixed in one position. 12. Withdraws before the CSS base is reinforced with tactical combat forces.

TASK: Conduct Air Attacks (5-OPFOR-0002)

CONDITION: The opposing forces (OPFOR) element in the rear area has forwarded the positions of the enemy support sites or the locations of moving elements. The OPFOR aircraft have been dispatched to attack enemy installations or convoys.

STANDARD: The OPFOR element attempts to delay, disrupt, or damage the enemy targets by air. 1. Locates the target (support sites or convoys). 2. Makes attack runs on the designated targets. 3. Inflicts heavy damage to the selected target. 4. Sustains no loss of aircraft. 5. Delays moving the force for more than one hour.

ELEMENTS: Command Section
 S2 Section
 S3 Section
 S4 Section
 Command Group

TASK: Prepare an Obstacle Plan (Battalion) (05-1-0001)
 (FM 90-7) (FM 20-32)

ITERATION: 1 2 3 4 5 M (Circle)

COMMANDER/LEADER ASSESSMENT: T P U (Circle)

CONDITIONS: The battalion is supporting a maneuver unit. An engineer estimate has been prepared and an initial engineer plan has been developed to support the operation. The engineer battalion staff, the assistant brigade engineer (ABE), or the brigade engineer is tasked to prepare an obstacle plan using the estimate and guidance from the supported unit commander. Higher headquarters (HQ) guidance identifies responsibilities, reserve and situational obstacles, obstacle belts and zones, obstacle restrictions, scatterable-mine (SCATMINE) employment authority and concept, priorities, and special instructions. The time required to perform this task is increased when conducting it in mission-oriented protection posture (MOPP) 4. Some iterations of this task should be performed in MOPP4.

TASK STANDARDS: The obstacle plan supports the brigade commander's scheme of maneuver. The plan outlines how and where tactical obstacles will be used to attack the enemy maneuver and multiply the effects and capabilities of firepower.

TASK STEPS AND PERFORMANCE MEASURES	GO	NO-GO
<ol style="list-style-type: none"> 1. The battalion staff obtains available information. <ol style="list-style-type: none"> a. Considered the constraints and restraints in the plan received from higher HQ. b. Considered the supported unit's tactical plans. c. Considered the initial analysis developed as part of the engineer estimate process. d. Considered fire support (FS) integration to cover obstacles during and after emplacement. 2. The brigade and engineer Operations and Training Officer (US Army) (S3)/ABE develops the initial obstacle plan. <ol style="list-style-type: none"> a. Included obstacle belts and zones. b. Included obstacle groups (reserve/situational). c. Included obstacle restrictions. d. Included the SCATMINE employment concept (identified by the SCATMINE system). e. Included the SCATMINE employment authority (based on the system and self-destruct time). f. Included the priority of distribution of assets: Class IV; Class V (engineer); other obstacle assets under division control, to include units from higher echelons; and the SCATMINE allocation by sortie for Gator and air Volcano, the number of rounds for Area Denial Artillery Munition (ADAM)/Remote Antiarmor Mine System (RAAMS), the number of mines and reloads for the Ground-Emplaced Mine-Scattering System (GEMSS)/mine dispensing system (Flipper) and ground Volcano, and the number of dispensers for the Modular-Pack Mine System (MOPMS). 		

TASK STEPS AND PERFORMANCE MEASURES	GO	NO-GO
<p>g. Included the execution authority and special instructions for reserved demolitions/obstacles.</p> <p>h. Included the direct and indirect fires available to obtain the desired effect (turn, block, disrupt, and fix).</p> <p>i. Included the lanes and routes key to the unit's maneuver or logistical plan and instructions for their closure.</p> <p>NOTE: The initial plan contains tentative information. While directive in nature, the specifics of the plan are modified based on the tactical plans of the subordinate maneuver elements.</p> <p>* 3. The battalion receives the division obstacle zones in the initial plan from the assistant division engineer (ADE).</p> <p>* 4. The brigade engineer includes brigade obstacle belts in the initial obstacle plan.</p> <p>5. The battalion staff integrates the initial obstacle plan into the tactical plan.</p> <p>a. Directed only those items key to the maneuver echelon's plan.</p> <p>b. Allowed maximum flexibility for subordinate maneuver commanders to determine the type and location of obstacles consistent with the supported commander's scheme of maneuver.</p> <p>c. Provided the plan to the maneuver S3/Assistant Chief of Staff, G3 (Operations and Plans) (G3) and incorporated it into the engineer annex.</p> <p>6. The battalion staff consolidates subordinate units' obstacle plans into the final obstacle plan.</p> <p>* 7. The division engineer ensures that the final obstacle plan is complete.</p> <p>a. Included the location, type, and special characteristics of each obstacle, all obstacle zones and belts, and all SCATMINE obstacles with employment authority.</p> <p>b. Included a timetable and an estimated completion time for obstacle zones and belts not yet completed.</p> <p>c. Included specific orders stating under what conditions and by whose authority reserve obstacles are executed.</p> <p>d. Included the exact location of routes and lanes open according to the tactical and logistical plan, including those specified by higher HQ.</p>		

TASK PERFORMANCE / EVALUATION SUMMARY BLOCK							
ITERATION	1	2	3	4	5	M	TOTAL
TOTAL TASK STEPS EVALUATED							
TOTAL TASK STEPS "GO"							
TRAINING STATUS "GO"/"NO-GO"							

"*" indicates a leader task step.

SUPPORTING INDIVIDUAL TASKS

Task Number	Task Title	References
052-195-4050	Prepare Engineer Estimates	STP 5-12B24-SM-TG
052-195-4065	Conduct Engineer Tactical Planning	STP 5-12B24-SM-TG

SUPPORTING COLLECTIVE TASKS

Task Number	Task Title	References
05-1-0003	Prepare an Engineer Annex (Battalion)	ARTEP 5-025-66-MTP ARTEP 5-155-66-MTP ARTEP 5-215-66-MTP ARTEP 5-335-60-MTP ARTEP 5-335-66-MTP ARTEP 5-415-66-MTP ARTEP 5-425-66-MTP ARTEP 5-435-66-MTP ARTEP 5-445-64-MTP ARTEP 5-445-66-MTP ARTEP 5-605-66-MTP

OPFOR TASKS AND STANDARDS

TASK: Conduct an Aerial Reconnaissance (5-OPFOR-0010)

CONDITION: The opposing forces (OPFOR) headquarters (HQ) element requires intelligence on the locations and identification of the enemy elements. Aircraft is dispatched to take photographs and make a visual inspection of the enemy rear area.

STANDARD: The OPFOR element gathers photograph intelligence of the enemy. 1. Photographs the assigned sectors. 2. Makes quick visual checks where the ceiling is low. 3. Locates enemy positions in the area, particularly support and storage bases, and command and control (C2) facilities. 4. Sustains no loss of aircraft. 5. Reports priority intelligence requirements (PIR) and other information requirements to the OPFOR HQ.

TASK: Gather Intelligence (5-OPFOR-0011)

CONDITION: The opposing forces (OPFOR) small element, operating in the rear area, is planning attacks on enemy bases. Information is needed to complete the plans.

STANDARD: The OPFOR element infiltrates, gathers intelligence information, and submits its findings to the command. 1. Identifies all priority intelligence requirements (PIR) and other intelligence requirements. 2. Passes through any outpost, defensive wire, or warning devices undetected. 3. Moves to an observation point that offers cover and concealment and is clear enough to gather PIR and other intelligence requirements. 4. Gathers all PIR and other intelligence requirements. 5. Withdraws from the area undetected. 6. Reports all information to the OPFOR headquarters (HQ).

TASK: Disrupt Defensive Preparations (5-OPFOR-0018)

CONDITION: The opposing forces (OPFOR) element has located the enemy. Priority intelligence requirements (PIR) and other intelligence requirements obtained by OPFOR patrols indicate that the enemy elements are establishing defensive positions. The OPFOR element has automatic and antiarmor weapons and light mortars.

STANDARD: The OPFOR element disrupts and delays the enemy's defensive preparations. 1. Locates and penetrates the enemy's security system. 2. Forces the enemy to delay defensive preparations. 3. Disrupts the enemy's obstacle preparations.

TASK: Defeat Obstacles (5-OPFOR-0009)

CONDITION: The opposing forces (OPFOR) element encounters an obstacle that blocks the avenue of approach as it advances upon the enemy forces.

STANDARD: The OPFOR element bypasses or breaches the enemy obstacle. 1. Detects the obstacle before halting its main body. 2. Defeats the obstacle. a. Bypasses the obstacle without entering the engagement areas. b. Breaches the obstacle within 45 minutes and passes its entire force through the obstacle. 3. Does not incur degradation to the point that the mission must be discontinued.

TASK: Disrupt Movement (5-OPFOR-0014)

CONDITION: The enemy is expected to move through the opposing forces (OPFOR) element's area of operations. The OPFOR element has received an operation order (OPORD) or fragmentary order (FRAGO) to disrupt enemy movement. The enemy has the capability to defend with direct fire and antiarmor weapons.

STANDARD: The OPFOR element delays enemy movement. 1. Delays the element. 2. Forces the element to deviate from its route. 3. Prevents the element from reaching its destination. 4. Surprises the element's main body.

TASK: Conduct Terrorist and Saboteur Attacks (5-OPFOR-0005)

CONDITION: The opposing forces (OPFOR) element dispatches small teams into the enemy's rear area to disrupt combat service support (CSS) operations.

STANDARD: The enemy sustains disrupted command and control (C2), destroyed equipment and supplies, and light casualties. 1. Locates rear support bases and C2 facilities. 2. Delays and disrupts CSS operations through probes. 3. Infiltrates CSS bases to conduct sabotage and terrorist activities. 4. Inflicts light casualties. 5. Destroys supplies and equipment.

TASK: Disrupt Assembly Area (AA) Activities (5-OPFOR-0013)

CONDITION: Intelligence reports indicate that platoon- and company-size enemy units are operating in the opposing forces (OPFOR) area of operations. Enemy units can defend from AAs with direct fire, antiarmor weapons, and indirect fire. The enemy has close air support (CAS) and nuclear, biological, and chemical (NBC) capabilities.

STANDARD: The OPFOR element locates and disrupts the enemy's AA activities. 1. Locates the element's AA. 2. Probes the AA with squad- or team-size elements. 3. Inflicts more than 5 percent casualties on the element. 4. Disrupts the element's preparations (prevents or delays beyond the element's allotted time).

TASK: Disrupt a Route Reconnaissance (5-OPFOR-0021)

CONDITION: The enemy is conducting a route reconnaissance. The opposing forces (OPFOR) element is positioned along the enemy's route.

STANDARD: The OPFOR element attempts to disrupt a squad/section conducting a route reconnaissance. 1. Prevents the unit from meeting its specified time schedule. 2. Forces the unit to deviate from its specified route. 3. Prevents the unit from reaching its assigned destination. 4. Surprises the squad/section. 5. Inflicts casualties on the unit.

TASK: Disrupt a Net Control Station (NCS) (5-OPFOR-0019)

CONDITION: The enemy has established a NCS. The opposing forces (OPFOR) element has radio and jamming equipment.

STANDARD: The OPFOR element attempts to disrupt an NCS. 1. Attempts to locate the radio frequency that the unit is operating on. 2. Attempts to enter the radio net. 3. Attempts to issue "bogus" orders to a unit on the net. 4. Jams the radio frequency and forces the unit to go to an alternate frequency.

TASK: Disrupt Construction of Vehicle Fighting Positions (5-OPFOR-0020)

CONDITION: The opposing forces (OPFOR) element has located the enemy. The priority intelligence requirements (PIR) and other intelligence obtained by OPFOR patrols indicate the enemy is constructing vehicle fighting positions within its defensive area. The OPFOR element has automatic and antiarmor weapons and light mortars.

STANDARD: The OPFOR element attempts to disrupt the enemy's efforts to establish vehicle fighting positions. 1. Locates the defensive area. 2. Surprises the main body. 3. Penetrates the defensive area with squad-size probes. 4. Inflicts casualties on the unit. 5. Destroys vehicles. 6. Disrupts the unit's preparations (prevents or delays beyond the unit's allotted time).

TASK: Disrupt an Engineer Reconnaissance (5-OPFOR-0022)

CONDITION: The enemy is conducting an engineer reconnaissance. The opposing forces (OPFOR) element is positioned along the enemy's route.

STANDARD: The OPFOR element disrupts an engineer reconnaissance. 1. Prevents the unit from meeting its specified time schedule. 2. Forces the unit to deviate from its specified route. 3. Prevents the unit from accomplishing its assigned engineer reconnaissance. 4. Surprises the unit conducting the reconnaissance.

TASK: Conduct an Ambush (5-OPFOR-0007)

CONDITION: The enemy is moving in a convoy. The opposing forces (OPFOR) element is positioned along the enemy's route.

STANDARD: The OPFOR element inflicts casualties on the enemy and causes vehicle and equipment damage. 1. Prepares an ambush site before the element arrives. 2. Surprises march element forces. 3. Inflicts heavy casualties within the designated kill zone. 4. Inflicts heavy damage to the vehicles and the equipment within the designated kill zone. 5. Delays the march element from reaching a specified destination for a specified period of time. 6. Withdraws on order. 7. Sustains no casualties. 8. Reports actions to superiors.

TASK: Conduct an Attack (5-OPFOR-0008)

CONDITION: The enemy is conducting tactical operations. The opposing forces (OPFOR) element receives orders to attack the enemy, the area of occupation, or the main supply route (MSR) with smoke.

STANDARD: The OPFOR element disrupts the enemy's movement and smoke operations. 1. Determines the delivery method of the smoke attack. 2. Locates the target. 3. Delivers the smoke attack downwind. 4. Attacks the enemy with smoke, and surge attacks when the enemy responds to the smoke.

TASK: Disrupt Quartering Party Operations (5-OPFOR-0017)

CONDITION: The enemy is conducting quartering party operations. It has established an assembly area (AA) but has not moved in the main body.

STANDARD: The opposing forces (OPFOR) element attempts to disrupt quartering party operations and infiltrate the enemy's AA. 1. Locates the quartering party and the AA. 2. Surprises the main body. 3. Penetrates the AA with squad-size probes. 4. Inflicts personnel casualties and vehicle damage. 5. Disrupts the unit's preparations (prevents or delays beyond the unit's allotted time).

TASK: Disrupt Enemy Movement and Operations Using Tactical Nuclear Weapons (5-OPFOR-0016)

CONDITION: The opposing forces (OPFOR) element has located the enemy. Priority intelligence requirements (PIR) and other intelligence requirements have been obtained by OPFOR patrols. Tactical nuclear weapons are employed against key locations in the rear area.

STANDARD: The OPFOR element disrupts enemy movement and operations. 1. Disrupts or delays the movement of the enemy's equipment and supplies to the forward areas. 2. Destroys enemy equipment and supplies. 3. Inflicts a high rate of nuclear casualties among the enemy forces. 4. Denies the enemy the use of specified areas. 5. Contaminates the enemy's equipment and supplies.

TASK: Disrupt Enemy Movement and Operations Using Persistent and Nonpersistent Chemical Weapons (5-OPFOR-0015)

CONDITION: The opposing forces (OPFOR) element has located the enemy. Priority intelligence requirements (PIR) and other intelligence requirements have been obtained by OPFOR patrols. The OPFOR units deliver chemical agents, by means of conventional artillery weapons or aircraft, along selected supply routes and key bases in the rear area.

STANDARD: The OPFOR element disrupts enemy movement and operations using persistent and nonpersistent chemical weapons. 1. Delivers chemical agents in low and densely wooded areas. 2. Delays the movement of enemy supplies and equipment to the forward areas. 3. Restricts the movement of the enemy units in the rear area. 4. Channels the movement of enemy units into predesignated ambush areas. 5. Contaminates enemy supplies and equipment. 6. Inflicts a high rate of casualties on enemy forces.

TASK: Counter Passage of Lines (5-OPFOR-0012)

CONDITION: Enemy forces are in defensive positions, but they are expected to attempt passage-of-lines operations. The opposing forces (OPFOR) received orders to disrupt enemy passage-of-lines operations.

STANDARD: The OPFOR element delays or prevents enemy passage of lines. 1. Delays the passage. 2. Prevents the company from moving all personnel through the stationary unit. 3. Engages the main body of either the moving or the stationary unit.

TASK: Conduct Air Attacks (5-OPFOR-0002)

CONDITION: The opposing forces (OPFOR) element in the rear area has forwarded the positions of the enemy support sites or the locations of moving elements. The OPFOR aircraft have been dispatched to attack enemy installations or convoys.

STANDARD: The OPFOR element attempts to delay, disrupt, or damage the enemy targets by air. 1. Locates the target (support sites or convoys). 2. Makes attack runs on the designated targets. 3. Inflicts heavy damage to the selected target. 4. Sustains no loss of aircraft. 5. Delays moving the force for more than one hour.

TASK: Surrender to the Capturing Unit on the Battlefield (5-OPFOR-0024)

CONDITION: The enemy has captured opposing forces (OPFOR) element's soldiers, documents, and equipment sensitive to the OPFOR tactical operations.

STANDARD: The OPFOR soldiers retain or destroy documents and equipment. The OPFOR element surrenders the documents and the equipment of no tactical use to the enemy and attempts to conceal or destroy items of tactical value. The OPFOR element attempts escape and evasion. 1. Prevents the successful capture of the documents and the equipment. 2. Destroys the documents and the equipment. 3. Removes identifying markings from the equipment. 4. Removes unit-identifying insignia. 5. Provides misleading information. 6. Plans an escape. 7. Delays movement to the nearest collection point. 8. Prevents safeguarding of the enemy prisoners of war (EPWs) in order to cause embarrassment to the United States (US).

TASK: Conduct a Raid (5-OPFOR-0004)

CONDITION: The opposing forces (OPFOR) element has occupied an objective rally point and has orders to conduct a raid on a combat service support (CSS) base.

STANDARD: The OPFOR element infiltrates the enemy's base and destroys all of the targets. 1. Surprises the enemy forces. 2. Assaults the support base and accomplishes the assigned tasks. 3. Destroys the specified equipment and supplies. 4. Avoids being decisively engaged. 5. Withdraws all personnel from the objective areas within the time prescribed. 6. Obtains all priority intelligence requirements (PIR) from the raid site. 7. Sustains only light casualties from enemy fire.

TASK: Attack (5-OPFOR-0001)

CONDITION: The opposing forces (OPFOR) element has located the enemy. The priority intelligence requirements (PIR) and the other intelligence requirements have been obtained by OPFOR patrols. The OPFOR element has automatic and antiarmor weapons and light mortars.

STANDARD: The OPFOR element attempts to seize the terrain, the vehicles, or the equipment. 1. Develops an attack plan. 2. Surprises the enemy unit's main body. 3. Initiates the attack using a scheme of maneuver that exploits the enemy's flanks, gaps, and weaknesses. 4. Uses covered and concealed routes to approach the enemy forces' flanks, gaps, or weakly held areas. 5. Employs indirect fire to support the attack. 6. Penetrates enemy defenses. 7. Destroys the equipment and the supplies. 8. Inflicts heavy casualties. 9. Isolates the combat service support (CSS) base by blocking the reinforcements. 10. Forces the enemy units to displace. 11. Avoids being fixed in one position. 12. Withdraws before the CSS base is reinforced with tactical combat forces.

TASK: Defend a Minefield (5-OPFOR-0023)

CONDITION: The enemy is conducting a minefield sweeping operation. The opposing forces (OPFOR) element has a minefield placed in the enemy's path. The minefield is under constant observation and fire.

STANDARD: The OPFOR element defends a minefield against an enemy element conducting a minefield sweeping operation. 1. Prevents the unit from detecting the obstacle. 2. Disrupts the minefield sweeping operation. 3. Prevents the unit from conducting the minefield sweeping operation, prevents the unit from moving all personnel through the breach, or delays the completion of the minefield sweeping operation for more than 45 minutes.

TASK: Maintain Contact (5-OPFOR-0003)

CONDITION: The opposing forces (OPFOR) element is engaged with enemy base-defense forces. The enemy forces are withdrawing under pressure.

STANDARD: The OPFOR element maintains enemy contact while the enemy withdraws. 1. Engages the enemy forces decisively. 2. Advances the OPFOR as the enemy forces withdraw. 3. Inflicts heavy casualties. 4. Captures the members of the enemy force. 5. Captures documents and equipment. 6. Safeguards the captured documents, the equipment, and the personnel.

ELEMENTS: S1 Section
 S2 Section
 S4 Section
 Communication Section
 Command Group

TASK: Defend a Convoy Against a Ground Attack (05-2-0911)
 (FM 55-30) (FM 21-75) (FM 24-19)
 (FM 24-35) (FM 24-35-1) (FM 71-1)

ITERATION: 1 2 3 4 5 M (Circle)
COMMANDER/LEADER ASSESSMENT: T P U (Circle)

CONDITIONS: The team is performing continuous operations. An enemy squad- to platoon-size force attacks the convoy's main body. The operation order (OPORD) and rules of engagement (ROE) provide guidance for the mission and actions to take upon contact. Some iterations of this task should be performed in MOPP4.

TASK STANDARDS: The convoy protects itself and attacks or disengages from the enemy. The convoy minimizes casualties or damage by taking immediate-action measures. Digital units send and receive orders and reports using frequency-modulated (FM) or digital means to conduct combat operations. The time required to perform this task is increased when conducting it in mission-oriented protection posture (MOPP) 4.

TASK STEPS AND PERFORMANCE MEASURES	GO	NO-GO
<p>* 1. The element leader prepares for combat operations. NOTE: Digital units set stale settings to provide current friendly and enemy unit locations.</p> <ul style="list-style-type: none"> a. Designated and positioned the security elements throughout the convoy (front, rear, and flank). b. Established radio communications with security elements. c. Designated actions upon enemy contact (action front, left, right, or rear; air attack; or indirect fire). d. Assigned each armed vehicle a sector of fire for the movement, and ensured that the convoy had 360-degree coverage while moving. e. Designated en route rally points and the actions to be taken at those points. f. Coordinated with the battalion Operations and Training Officer (US Army) (S3) for indirect fire along the planned route. g. Received an update from the battalion Intelligence Officer (US Army) (S2) on probable enemy actions influencing the convoy route or the mission. <p>NOTE: Digital units receive updated intelligence information through the Force XXI Command Brigade and Below (FBCB2) System or the Maneuver Control System (MCS).</p> <p>2. The element prepares for combat operations.</p> <ul style="list-style-type: none"> a. Loaded vehicles, stowed or tied down all loose equipment, and ensured that there was enough space to bring weapons to bear. <p>NOTE: Air guards are present.</p> <ul style="list-style-type: none"> b. Ensured that weapons were functional and had their basic load of ammunition. c. Rehearsed the procedures for enemy contact before the start point (SP). d. Ensured that each vehicle commander knew the route and all standing operating procedures (SOPs). 		

TASK STEPS AND PERFORMANCE MEASURES	GO	NO-GO
<p>3. The convoy reacts to enemy contact.</p> <ul style="list-style-type: none"> a. Scanned the area for the enemy and returned fire at identified enemy positions. b. Sought available cover. c. Maneuvered vehicles to allow the gunner to engage the enemy, and moved all unarmed vehicles to cover. d. Provided suppressive gunnery fire on the enemy. e. Deployed the security teams, and reported the situation to the element leader. <p>* 4. The element leader develops the situation.</p> <ul style="list-style-type: none"> a. Initiated fire and maneuver. b. Requested indirect-fire support. c. Sought information on the enemy's strength, composition, and disposition. d. Evaluated the direction and volume of the enemy fire, confirmed or suspected enemy positions, and the terrain capacity for the masking forces. <p>* 5. The element leader selects a course of action based on mission, enemy, terrain, troops, time available, and civilian considerations (METT-TC) factors and the developing situation.</p> <ul style="list-style-type: none"> a. Maneuvered to attack the enemy's flank. b. Conducted a frontal assault. c. Broke contact and moved away from the enemy position by fire and maneuver. <p>6. The security element engages the enemy (within capabilities).</p> <p>* 7. The element leader reports the tactical situation to higher headquarters (HQ).</p> <p>8. The element reorganizes and resumes its convoy.</p> <ul style="list-style-type: none"> a. Reconstituted the security force. b. Treated and evacuated casualties. c. Reported casualties. d. Redistributed ammunition and equipment. e. Recovered any damaged equipment, or destroyed it in place. 		

TASK PERFORMANCE / EVALUATION SUMMARY BLOCK							
ITERATION	1	2	3	4	5	M	TOTAL
TOTAL TASK STEPS EVALUATED							
TOTAL TASK STEPS "GO"							
TRAINING STATUS "GO"/"NO-GO"							

"*" indicates a leader task step.

SUPPORTING INDIVIDUAL TASKS

Task Number	Task Title	References
052-194-3500	Conduct a Patrol	STP 5-12B24-SM-TG STP 5-62G13-SM-TG
061-283-1002	Locate a Target by Grid Coordinates	STP 21-24-SMCT
071-326-5505	Issue an Oral Operation Order	STP 5-12B24-SM-TG STP 5-62G13-SM-TG
071-326-5605	Control Movement of a Fire Team	STP 5-12B24-SM-TG

SUPPORTING INDIVIDUAL TASKS

Task Number	Task Title	References
071-326-5611	Conduct the Maneuver of a Squad	STP 5-62G13-SM-TG STP 5-12B24-SM-TG STP 5-62G13-SM-TG
071-332-5022	Prepare a Battalion Situation Report (SITREP)	STP 21-24-SMCT
081-831-0101	Request Medical Evacuation	STP 21-24-SMCT
091-309-0711	Direct Vehicle and Equipment Recovery Operations	STP 21-24-SMCT
113-573-0002	Conduct Operations Security (OPSEC) Procedures	STP 21-24-SMCT
113-573-8006	Use an Automated Signal Operation Instruction (SOI)	STP 21-24-SMCT
121-030-3534	Report Casualties	STP 21-24-SMCT

SUPPORTING COLLECTIVE TASKS: NONE**OPFOR TASKS AND STANDARDS**

TASK: Surrender to the Capturing Unit on the Battlefield (5-OPFOR-0024)

CONDITION: The enemy has captured opposing forces (OPFOR) element's soldiers, documents, and equipment sensitive to the OPFOR tactical operations.

STANDARD: The OPFOR soldiers retain or destroy documents and equipment. The OPFOR element surrenders the documents and the equipment of no tactical use to the enemy and attempts to conceal or destroy items of tactical value. The OPFOR element attempts escape and evasion. 1. Prevents the successful capture of the documents and the equipment. 2. Destroys the documents and the equipment. 3. Removes identifying markings from the equipment. 4. Removes unit-identifying insignia. 5. Provides misleading information. 6. Plans an escape. 7. Delays movement to the nearest collection point. 8. Prevents safeguarding of the enemy prisoners of war (EPWs) in order to cause embarrassment to the United States (US).

TASK: Conduct an Ambush (5-OPFOR-0007)

CONDITION: The enemy is moving in a convoy. The opposing forces (OPFOR) element is positioned along the enemy's route.

STANDARD: The OPFOR element inflicts casualties on the enemy and causes vehicle and equipment damage. 1. Prepares an ambush site before the element arrives. 2. Surprises march element forces. 3. Inflicts heavy casualties within the designated kill zone. 4. Inflicts heavy damage to the vehicles and the equipment within the designated kill zone. 5. Delays the march element from reaching a specified destination for a specified period of time. 6. Withdraws on order. 7. Sustains no casualties. 8. Reports actions to superiors.

TASK: Disrupt Movement (5-OPFOR-0014)

CONDITION: The enemy is expected to move through the opposing forces (OPFOR) element's area of operations. The OPFOR element has received an operation order (OPORD) or fragmentary order (FRAGO) to disrupt enemy movement. The enemy has the capability to defend with direct fire and antiarmor weapons.

STANDARD: The OPFOR element delays enemy movement. 1. Delays the element. 2. Forces the element to deviate from its route. 3. Prevents the element from reaching its destination. 4. Surprises the element's main body.

TASK: Disrupt a Route Reconnaissance (5-OPFOR-0021)

CONDITION: The enemy is conducting a route reconnaissance. The opposing forces (OPFOR) element is positioned along the enemy's route.

STANDARD: The OPFOR element attempts to disrupt a squad/section conducting a route reconnaissance. 1. Prevents the unit from meeting its specified time schedule. 2. Forces the unit to deviate from its specified route. 3. Prevents the unit from reaching its assigned destination. 4. Surprises the squad/section. 5. Inflicts casualties on the unit.

TASK: Disrupt a Net Control Station (NCS) (5-OPFOR-0019)

CONDITION: The enemy has established a NCS. The opposing forces (OPFOR) element has radio and jamming equipment.

STANDARD: The OPFOR element attempts to disrupt an NCS. 1. Attempts to locate the radio frequency that the unit is operating on. 2. Attempts to enter the radio net. 3. Attempts to issue "bogus" orders to a unit on the net. 4. Jams the radio frequency and forces the unit to go to an alternate frequency.

TASK: Disrupt Construction of Vehicle Fighting Positions (5-OPFOR-0020)

CONDITION: The opposing forces (OPFOR) element has located the enemy. The priority intelligence requirements (PIR) and other intelligence obtained by OPFOR patrols indicate the enemy is constructing vehicle fighting positions within its defensive area. The OPFOR element has automatic and antiarmor weapons and light mortars.

STANDARD: The OPFOR element attempts to disrupt the enemy's efforts to establish vehicle fighting positions. 1. Locates the defensive area. 2. Surprises the main body. 3. Penetrates the defensive area with squad-size probes. 4. Inflicts casualties on the unit. 5. Destroys vehicles. 6. Disrupts the unit's preparations (prevents or delays beyond the unit's allotted time).

TASK: Defeat Obstacles (5-OPFOR-0009)

CONDITION: The opposing forces (OPFOR) element encounters an obstacle that blocks the avenue of approach as it advances upon the enemy forces.

STANDARD: The OPFOR element bypasses or breaches the enemy obstacle. 1. Detects the obstacle before halting its main body. 2. Defeats the obstacle. a. Bypasses the obstacle without entering the engagement areas. b. Breaches the obstacle within 45 minutes and passes its entire force through the obstacle. 3. Does not incur degradation to the point that the mission must be discontinued.

TASK: Conduct an Attack (5-OPFOR-0008)

CONDITION: The enemy is conducting tactical operations. The opposing forces (OPFOR) element receives orders to attack the enemy, the area of occupation, or the main supply route (MSR) with smoke.

STANDARD: The OPFOR element disrupts the enemy's movement and smoke operations. 1. Determines the delivery method of the smoke attack. 2. Locates the target. 3. Delivers the smoke attack downwind. 4. Attacks the enemy with smoke, and surge attacks when the enemy responds to the smoke.

TASK: Conduct an Aerial Reconnaissance (5-OPFOR-0010)

CONDITION: The opposing forces (OPFOR) headquarters (HQ) element requires intelligence on the locations and identification of the enemy elements. Aircraft is dispatched to take photographs and make a visual inspection of the enemy rear area.

STANDARD: The OPFOR element gathers photograph intelligence of the enemy. 1. Photographs the assigned sectors. 2. Makes quick visual checks where the ceiling is low. 3. Locates enemy positions in the area, particularly support and storage bases, and command and control (C2) facilities. 4. Sustains no loss of aircraft. 5. Reports priority intelligence requirements (PIR) and other information requirements to the OPFOR HQ.

TASK: Conduct Terrorist and Saboteur Attacks (5-OPFOR-0005)

CONDITION: The opposing forces (OPFOR) element dispatches small teams into the enemy's rear area to disrupt combat service support (CSS) operations.

STANDARD: The enemy sustains disrupted command and control (C2), destroyed equipment and supplies, and light casualties. 1. Locates rear support bases and C2 facilities. 2. Delays and disrupts CSS operations through probes. 3. Infiltrates CSS bases to conduct sabotage and terrorist activities. 4. Inflicts light casualties. 5. Destroys supplies and equipment.

TASK: Disrupt Defensive Preparations (5-OPFOR-0018)

CONDITION: The opposing forces (OPFOR) element has located the enemy. Priority intelligence requirements (PIR) and other intelligence requirements obtained by OPFOR patrols indicate that the enemy elements are establishing defensive positions. The OPFOR element has automatic and antiarmor weapons and light mortars.

STANDARD: The OPFOR element disrupts and delays the enemy's defensive preparations. 1. Locates and penetrates the enemy's security system. 2. Forces the enemy to delay defensive preparations. 3. Disrupts the enemy's obstacle preparations.

TASK: Disrupt Quartering Party Operations (5-OPFOR-0017)

CONDITION: The enemy is conducting quartering party operations. It has established an assembly area (AA) but has not moved in the main body.

STANDARD: The opposing forces (OPFOR) element attempts to disrupt quartering party operations and infiltrate the enemy's AA. 1. Locates the quartering party and the AA. 2. Surprises the main body. 3. Penetrates the AA with squad-size probes. 4. Inflicts personnel casualties and vehicle damage. 5. Disrupts the unit's preparations (prevents or delays beyond the unit's allotted time).

TASK: Disrupt Enemy Movement and Operations Using Tactical Nuclear Weapons (5-OPFOR-0016)

CONDITION: The opposing forces (OPFOR) element has located the enemy. Priority intelligence requirements (PIR) and other intelligence requirements have been obtained by OPFOR patrols. Tactical nuclear weapons are employed against key locations in the rear area.

STANDARD: The OPFOR element disrupts enemy movement and operations. 1. Disrupts or delays the movement of the enemy's equipment and supplies to the forward areas. 2. Destroys enemy equipment and supplies. 3. Inflicts a high rate of nuclear casualties among the enemy forces. 4. Denies the enemy the use of specified areas. 5. Contaminates the enemy's equipment and supplies.

TASK: Disrupt Enemy Movement and Operations Using Persistent and Nonpersistent Chemical Weapons (5-OPFOR-0015)

CONDITION: The opposing forces (OPFOR) element has located the enemy. Priority intelligence requirements (PIR) and other intelligence requirements have been obtained by OPFOR patrols. The OPFOR units deliver chemical agents, by means of conventional artillery weapons or aircraft, along selected supply routes and key bases in the rear area.

STANDARD: The OPFOR element disrupts enemy movement and operations using persistent and nonpersistent chemical weapons. 1. Delivers chemical agents in low and densely wooded areas. 2. Delays the movement of enemy supplies and equipment to the forward areas. 3. Restricts the movement of the enemy units in the rear area. 4. Channels the movement of enemy units into predesignated ambush areas. 5. Contaminates enemy supplies and equipment. 6. Inflicts a high rate of casualties on enemy forces.

TASK: Counter Passage of Lines (5-OPFOR-0012)

CONDITION: Enemy forces are in defensive positions, but they are expected to attempt passage-of-lines operations. The opposing forces (OPFOR) received orders to disrupt enemy passage-of-lines operations.

STANDARD: The OPFOR element delays or prevents enemy passage of lines. 1. Delays the passage. 2. Prevents the company from moving all personnel through the stationary unit. 3. Engages the main body of either the moving or the stationary unit.

TASK: Defend a Minefield (5-OPFOR-0023)

CONDITION: The enemy is conducting a minefield sweeping operation. The opposing forces (OPFOR) element has a minefield placed in the enemy's path. The minefield is under constant observation and fire.

STANDARD: The OPFOR element defends a minefield against an enemy element conducting a minefield sweeping operation. 1. Prevents the unit from detecting the obstacle. 2. Disrupts the minefield sweeping operation. 3. Prevents the unit from conducting the minefield sweeping operation, prevents the unit from moving all personnel through the breach, or delays the completion of the minefield sweeping operation for more than 45 minutes.

TASK: Conduct Sniper Operations (5-OPFOR-0006)

CONDITION: The opposing forces (OPFOR) element has assigned snipers (regular or irregular elements) in the enemy's rear area along the main supply route (MSR) and near support sites.

STANDARD: The OPFOR element kills or wounds targets. 1. Sets up a well-concealed location. 2. Engages vehicle drivers or personnel on foot with short bursts of semiautomatic fire. 3. Kills or wounds selected targets. 4. Prevents the position from being discovered by enemy forces. 5. Evacuates the area without being spotted. 6. Reports all specified priority intelligence requirements (PIR) and other intelligence requirements to the OPFOR headquarters (HQ).

TASK: Conduct Air Attacks (5-OPFOR-0002)

CONDITION: The opposing forces (OPFOR) element in the rear area has forwarded the positions of the enemy support sites or the locations of moving elements. The OPFOR aircraft have been dispatched to attack enemy installations or convoys.

STANDARD: The OPFOR element attempts to delay, disrupt, or damage the enemy targets by air. 1. Locates the target (support sites or convoys). 2. Makes attack runs on the designated targets. 3. Inflicts heavy damage to the selected target. 4. Sustains no loss of aircraft. 5. Delays moving the force for more than one hour.

TASK: Conduct a Raid (5-OPFOR-0004)

CONDITION: The opposing forces (OPFOR) element has occupied an objective rally point and has orders to conduct a raid on a combat service support (CSS) base.

STANDARD: The OPFOR element infiltrates the enemy's base and destroys all of the targets. 1. Surprises the enemy forces. 2. Assaults the support base and accomplishes the assigned tasks. 3. Destroys the specified equipment and supplies. 4. Avoids being decisively engaged. 5. Withdraws all personnel from the objective areas within the time prescribed. 6. Obtains all priority intelligence requirements (PIR) from the raid site. 7. Sustains only light casualties from enemy fire.

TASK: Attack (5-OPFOR-0001)

CONDITION: The opposing forces (OPFOR) element has located the enemy. The priority intelligence requirements (PIR) and the other intelligence requirements have been obtained by OPFOR patrols. The OPFOR element has automatic and antiarmor weapons and light mortars.

STANDARD: The OPFOR element attempts to seize the terrain, the vehicles, or the equipment. 1. Develops an attack plan. 2. Surprises the enemy unit's main body. 3. Initiates the attack using a scheme of maneuver that exploits the enemy's flanks, gaps, and weaknesses. 4. Uses covered and concealed routes to approach the enemy forces' flanks, gaps, or weakly held areas. 5. Employs indirect fire to support the attack. 6. Penetrates enemy defenses. 7. Destroys the equipment and the supplies. 8. Inflicts heavy casualties. 9. Isolates the combat service support (CSS) base by blocking the reinforcements. 10. Forces the enemy units to displace. 11. Avoids being fixed in one position. 12. Withdraws before the CSS base is reinforced with tactical combat forces.

TASK: Disrupt Assembly Area (AA) Activities (5-OPFOR-0013)

CONDITION: Intelligence reports indicate that platoon- and company-size enemy units are operating in the opposing forces (OPFOR) area of operations. Enemy units can defend from AAs with direct fire, antiarmor weapons, and indirect fire. The enemy has close air support (CAS) and nuclear, biological, and chemical (NBC) capabilities.

STANDARD: The OPFOR element locates and disrupts the enemy's AA activities. 1. Locates the element's AA. 2. Probes the AA with squad- or team-size elements. 3. Inflicts more than 5 percent casualties on the element. 4. Disrupts the element's preparations (prevents or delays beyond the element's allotted time).

TASK: Disrupt an Engineer Reconnaissance (5-OPFOR-0022)

CONDITION: The enemy is conducting an engineer reconnaissance. The opposing forces (OPFOR) element is positioned along the enemy's route.

STANDARD: The OPFOR element disrupts an engineer reconnaissance. 1. Prevents the unit from meeting its specified time schedule. 2. Forces the unit to deviate from its specified route. 3. Prevents the unit from accomplishing its assigned engineer reconnaissance. 4. Surprises the unit conducting the reconnaissance.

TASK: Maintain Contact (5-OPFOR-0003)

CONDITION: The opposing forces (OPFOR) element is engaged with enemy base-defense forces. The enemy forces are withdrawing under pressure.

STANDARD: The OPFOR element maintains enemy contact while the enemy withdraws. 1. Engages the enemy forces decisively. 2. Advances the OPFOR as the enemy forces withdraw. 3. Inflicts heavy casualties. 4. Captures the members of the enemy force. 5. Captures documents and equipment. 6. Safeguards the captured documents, the equipment, and the personnel.

ELEMENTS: S1 Section
 S3 Section
 S4 Section

TASK: Establish Jobsite Security (05-3-0904.05-R01A)
 (FM 7-8) (FM 5-10) (FM 5-34)
 (FM 71-1) (FM 7-7)

ITERATION: 1 2 3 4 5 M (Circle)
COMMANDER/LEADER ASSESSMENT: T P U (Circle)

CONDITIONS: The element receives a fragmentary order (FRAGO) or an operation order (OPORD) to conduct a tactical mission at an eight-digit grid location. Digital units have performed functionality checks, and systems are operational. This task is performed during darkness and daylight and in all weather conditions. Some iterations of this task should be performed in MOPP4.

TASK STANDARDS: The element establishes local security and tenable defensive positions that provide early warning and protection from an enemy attack. The enemy's presence is not a surprise. The only time restraints are those specified in the FRAGO or the OPORD. Digital units submit reports and locations using frequency-modulated (FM) or digital means to update the common operational picture (COP) and maintain situational awareness (SA) to conduct combat operations. The time required to perform this task is increased when conducting it in mission-oriented protection posture (MOPP) 4.

TASK STEPS AND PERFORMANCE MEASURES	GO	NO-GO
<p>* 1. The element leader receives a FRAGO or an OPORD to conduct a tactical mission at an eight-digit grid location.</p> <ul style="list-style-type: none"> a. Conducted a mission analysis. <ul style="list-style-type: none"> (1) If a maneuver force was providing security, the element followed procedures beginning with Subtask 4. (2) If the unit was working alone or in an isolated area, the element leader designated overwatch and reconnaissance/mine-sweeping teams and followed procedures beginning with Subtask 2. b. Conducted a thorough map reconnaissance. <p>NOTE: Digital units request intelligence information by requesting All-Source Analysis System (ASAS) information and Digital Topographic Support System (DTSS) products from higher headquarters (HQ).</p> <ul style="list-style-type: none"> c. Reviewed the unit's tactical standing operating procedure (TACSOP) or standing operating procedure (SOP). d. Conducted troop-leading procedures. e. Conducted precombat checks (PCCs) and precombat inspections (PCIs). <p>* 2. The element occupies a stationary overwatch position at the site. The overwatch team leader--</p> <ul style="list-style-type: none"> a. Selected a covered and concealed position. b. Assigned a sector of observation and fire (refer to Field Manual [FM] 71-1). c. Directed the overwatch team to use all available sights and other visual devices to scan the sector and identify enemy forces. <p>3. The reconnaissance/mine-sweeping team secures the site.</p> <ul style="list-style-type: none"> a. Checked for a possible enemy ambush at the site. b. Located, marked, and reported any mines or unexploded ordnance (UXO) on the site. The chain of command reported the hazard to explosive ordnance disposal (EOD) personnel for disposal. 		

TASK STEPS AND PERFORMANCE MEASURES	GO	NO-GO
<p>4. The element moves into and occupies the position after the site is clear.</p> <p>* 5. The element leader reconnoiters tentative fighting positions.</p> <ul style="list-style-type: none"> a. Identified avenues of approach. b. Identified observation posts (OP) or patrol routes to secure the perimeter. c. Identified crew-served weapons positions. d. Established withdrawal routes. e. Identified dismounted-personnel positions. f. Positioned vehicles in covered and concealed positions. g. Established sectors of fire and general positions for crew-served weapons and vehicles. h. Designated which fighting positions, OPs, or patrols would be manned full time. The patrol or OP team moved to an assigned position. The patrol or OP team-- <ul style="list-style-type: none"> (1) Provided early warning and close-in security. (2) Offered cover and concealment for occupants. (3) Established a concealed route leading to and away from the OP. (4) Operated according to the unit's TACSOP or SOP until relieved. (5) Maintained communications with the command post. i. Supervised the positioning of the chemical alarm. <ul style="list-style-type: none"> (1) Placed the alarm 150 meters upwind from the unit. (2) Ensured that the alarm was within visible site of the elements position to prevent it from being tampered with by the enemy. (3) Did not place the alarm in a depression. (4) Moved the chemical alarm if the wind shifted. j. Subordinate leaders designated individual positions. <ul style="list-style-type: none"> (1) Designated primary fighting positions. (2) Designated alternate fighting positions. (3) Established sectors of fire for each individual and ensured that individual range cards and element sector sketches were complete according to the unit's TACSOP or SOP. <p>NOTE: The unit's TACSOP or SOP should have a set time standard for completing the range cards and sector sketches.</p> <ul style="list-style-type: none"> k. Maintained communications with the supported maneuver force and higher HQ. l. Emplaced protective obstacles, if required, based on the five-step risk management process. <p>NOTE: The unit should establish alert procedures and rehearse the procedures onsite with a 100 percent occupation of the position.</p> <p>6. The element begins work.</p> <ul style="list-style-type: none"> a. Kept individual weapons within close reach. b. Maintained noise and light discipline. c. Maintained camouflage procedures. d. Maintained the directed MOPP level. e. Maintained communications with the supported maneuver force or higher HQ. <p>NOTE: Digital units send reports and update the COP using the Force XXI Battle Command Brigade and Below (FBCB2) System or FM means according to the unit's TACSOP.</p>		

TASK PERFORMANCE / EVALUATION SUMMARY BLOCK							
ITERATION	1	2	3	4	5	M	TOTAL
TOTAL TASK STEPS EVALUATED							
TOTAL TASK STEPS "GO"							
TRAINING STATUS "GO"/"NO-GO"							

"**" indicates a leader task step.

SUPPORTING INDIVIDUAL TASKS

Task Number	Task Title	References
031-503-4002	Supervise Unit Preparation for NBC Attack	STP 21-24-SMCT
052-194-3500	Conduct a Patrol	STP 5-12B24-SM-TG STP 5-62G13-SM-TG

SUPPORTING COLLECTIVE TASKS

Task Number	Task Title	References
05-2-0301	Camouflage Vehicles and Equipment	ARTEP 5-025-66-MTP ARTEP 5-026-34-MTP ARTEP 5-027-35-MTP ARTEP 5-053-11-MTP ARTEP 5-053-12-MTP ARTEP 5-053-35-MTP ARTEP 5-063-10-MTP ARTEP 5-063-11-MTP ARTEP 5-063-35-MTP ARTEP 5-113-11-MTP ARTEP 5-113-12-MTP ARTEP 5-113-35-MTP ARTEP 5-155-66-MTP ARTEP 5-156-34-MTP ARTEP 5-157-10-MTP ARTEP 5-157-35-MTP ARTEP 5-215-66-MTP ARTEP 5-216-34-MTP ARTEP 5-217-10-MTP ARTEP 5-217-35-MTP ARTEP 5-332-68-MTP ARTEP 5-335-65-MTP ARTEP 5-335-66-MTP ARTEP 5-335-70-MTP ARTEP 5-336-34-MTP ARTEP 5-337-10-MTP ARTEP 5-337-35-MTP ARTEP 5-413-35-MTP ARTEP 5-416-34-MTP ARTEP 5-417-13-MTP ARTEP 5-417-17-MTP ARTEP 5-417-35-MTP ARTEP 5-423-11-MTP ARTEP 5-424-35-MTP ARTEP 5-425-66-MTP

SUPPORTING COLLECTIVE TASKS

Task Number	Task Title	References
		ARTEP 5-426-34-MTP
		ARTEP 5-427-10-MTP
		ARTEP 5-427-35-MTP
		ARTEP 5-434-35-MTP
		ARTEP 5-435-66-MTP
		ARTEP 5-435-67-MTP
		ARTEP 5-436-35-MTP
		ARTEP 5-436-37-MTP
		ARTEP 5-437-10-MTP
		ARTEP 5-437-11-MTP
		ARTEP 5-437-36-MTP
		ARTEP 5-437-38-MTP
		ARTEP 5-443-35-MTP
		ARTEP 5-445-64-MTP
		ARTEP 5-445-66-MTP
		ARTEP 5-446-34-MTP
		ARTEP 5-446-36-MTP
		ARTEP 5-447-10-MTP
		ARTEP 5-447-11-MTP
		ARTEP 5-447-35-MTP
		ARTEP 5-447-37-MTP
		ARTEP 5-463-10-MTP
		ARTEP 5-463-12-MTP
		ARTEP 5-463-15-MTP
		ARTEP 5-463-17-MTP
		ARTEP 5-463-35-MTP
		ARTEP 5-463-36-MTP
		ARTEP 5-473-35-MTP
		ARTEP 5-500-66-MTP
		ARTEP 5-520-10-MTP
		ARTEP 5-520-14-MTP
		ARTEP 5-530-14-MTP
		ARTEP 5-530-16-MTP
		ARTEP 5-603-35-MTP
		ARTEP 5-606-34-MTP
		ARTEP 5-607-35-MTP
05-2-0908	Conduct Quartering Party Operations	ARTEP 5-025-66-MTP
		ARTEP 5-026-34-MTP
		ARTEP 5-027-10-MTP
		ARTEP 5-027-35-MTP
		ARTEP 5-053-11-MTP
		ARTEP 5-053-12-MTP
		ARTEP 5-063-10-MTP
		ARTEP 5-063-11-MTP
		ARTEP 5-063-35-MTP
		ARTEP 5-113-11-MTP
		ARTEP 5-113-12-MTP
		ARTEP 5-113-35-MTP
		ARTEP 5-155-66-MTP
		ARTEP 5-156-34-MTP
		ARTEP 5-157-10-MTP
		ARTEP 5-157-35-MTP
		ARTEP 5-215-66-MTP

SUPPORTING COLLECTIVE TASKS

Task Number	Task Title	References
		ARTEP 5-216-34-MTP
		ARTEP 5-217-10-MTP
		ARTEP 5-217-35-MTP
		ARTEP 5-335-70-MTP
		ARTEP 5-337-10-MTP
		ARTEP 5-337-35-MTP
		ARTEP 5-413-35-MTP
		ARTEP 5-416-34-MTP
		ARTEP 5-417-35-MTP
		ARTEP 5-423-35-MTP
		ARTEP 5-424-35-MTP
		ARTEP 5-425-66-MTP
		ARTEP 5-426-34-MTP
		ARTEP 5-427-10-MTP
		ARTEP 5-427-35-MTP
		ARTEP 5-434-35-MTP
		ARTEP 5-436-35-MTP
		ARTEP 5-436-37-MTP
		ARTEP 5-437-10-MTP
		ARTEP 5-437-11-MTP
		ARTEP 5-437-36-MTP
		ARTEP 5-437-38-MTP
		ARTEP 5-443-35-MTP
		ARTEP 5-445-64-MTP
		ARTEP 5-445-66-MTP
		ARTEP 5-446-34-MTP
		ARTEP 5-446-36-MTP
		ARTEP 5-447-10-MTP
		ARTEP 5-447-11-MTP
		ARTEP 5-447-35-MTP
		ARTEP 5-447-37-MTP
		ARTEP 5-463-10-MTP
		ARTEP 5-463-12-MTP
		ARTEP 5-463-15-MTP
		ARTEP 5-463-17-MTP
		ARTEP 5-463-35-MTP
		ARTEP 5-463-36-MTP
		ARTEP 5-473-35-MTP
		ARTEP 5-500-66-MTP
		ARTEP 5-603-35-MTP
		ARTEP 5-606-34-MTP
		ARTEP 5-607-35-MTP
		ARTEP 5-608-35-MTP
05-2-1218	Conduct Report Procedures	ARTEP 5-026-34-MTP
		ARTEP 5-027-10-MTP
		ARTEP 5-053-11-MTP
		ARTEP 5-053-12-MTP
		ARTEP 5-053-35-MTP
		ARTEP 5-063-10-MTP
		ARTEP 5-063-11-MTP
		ARTEP 5-063-35-MTP
		ARTEP 5-113-11-MTP
		ARTEP 5-113-12-MTP

SUPPORTING COLLECTIVE TASKS

Task Number	Task Title	References
05-2-7008	Prepare an Operation Order (OPORD) (Company/Platoon)	ARTEP 5-113-35-MTP ARTEP 5-156-34-MTP ARTEP 5-157-10-MTP ARTEP 5-216-34-MTP ARTEP 5-217-10-MTP ARTEP 5-335-60-MTP ARTEP 5-335-65-MTP ARTEP 5-337-10-MTP ARTEP 5-337-35-MTP ARTEP 5-423-11-MTP ARTEP 5-424-35-MTP ARTEP 5-426-34-MTP ARTEP 5-427-10-MTP ARTEP 5-434-35-MTP ARTEP 5-435-67-MTP ARTEP 5-437-10-MTP ARTEP 5-437-11-MTP ARTEP 5-437-36-MTP ARTEP 5-437-38-MTP ARTEP 5-446-34-MTP ARTEP 5-446-36-MTP ARTEP 5-447-10-MTP ARTEP 5-447-11-MTP ARTEP 5-463-10-MTP ARTEP 5-463-12-MTP ARTEP 5-463-15-MTP ARTEP 5-463-17-MTP ARTEP 5-603-35-MTP ARTEP 5-026-34-MTP
		ARTEP 5-027-10-MTP ARTEP 5-027-35-MTP ARTEP 5-053-11-MTP ARTEP 5-053-12-MTP ARTEP 5-053-35-MTP ARTEP 5-063-10-MTP ARTEP 5-063-11-MTP ARTEP 5-063-35-MTP ARTEP 5-113-11-MTP ARTEP 5-113-12-MTP ARTEP 5-113-35-MTP ARTEP 5-145-12-MTP ARTEP 5-145-32-MTP ARTEP 5-156-34-MTP ARTEP 5-157-10-MTP ARTEP 5-157-35-MTP ARTEP 5-216-34-MTP ARTEP 5-217-10-MTP ARTEP 5-217-35-MTP ARTEP 5-335-60-MTP ARTEP 5-335-65-MTP ARTEP 5-335-70-MTP ARTEP 5-336-34-MTP

SUPPORTING COLLECTIVE TASKS

Task Number	Task Title	References
		ARTEP 5-337-10-MTP
		ARTEP 5-337-35-MTP
		ARTEP 5-413-35-MTP
		ARTEP 5-416-14-MTP
		ARTEP 5-416-34-MTP
		ARTEP 5-417-13-MTP
		ARTEP 5-423-11-MTP
		ARTEP 5-423-35-MTP
		ARTEP 5-424-35-MTP
		ARTEP 5-426-34-MTP
		ARTEP 5-427-10-MTP
		ARTEP 5-427-35-MTP
		ARTEP 5-434-35-MTP
		ARTEP 5-436-35-MTP
		ARTEP 5-436-37-MTP
		ARTEP 5-437-10-MTP
		ARTEP 5-437-11-MTP
		ARTEP 5-437-36-MTP
		ARTEP 5-437-38-MTP
		ARTEP 5-446-34-MTP
		ARTEP 5-446-36-MTP
		ARTEP 5-447-10-MTP
		ARTEP 5-447-11-MTP
		ARTEP 5-447-35-MTP
		ARTEP 5-447-37-MTP
		ARTEP 5-463-10-MTP
		ARTEP 5-463-12-MTP
		ARTEP 5-463-15-MTP
		ARTEP 5-463-17-MTP
		ARTEP 5-463-35-MTP
		ARTEP 5-463-36-MTP
		ARTEP 5-473-35-MTP
		ARTEP 5-500-66-MTP
		ARTEP 5-520-10-MTP
		ARTEP 5-520-12-MTP
		ARTEP 5-520-14-MTP
		ARTEP 5-530-14-MTP
		ARTEP 5-530-16-MTP
		ARTEP 5-603-35-MTP
		ARTEP 5-605-66-MTP
		ARTEP 5-607-35-MTP
		ARTEP 5-608-35-MTP
		ARTEP 5-616-34-MTP
		ARTEP 5-617-10-MTP
		ARTEP 5-617-11-MTP
		ARTEP 5-617-35-MTP

OPFOR TASKS AND STANDARDS

TASK: Defend a Minefield (5-OPFOR-0023)

CONDITION: The enemy is conducting a minefield sweeping operation. The opposing forces (OPFOR) element has a minefield placed in the enemy's path. The minefield is under constant observation and fire.

STANDARD: The OPFOR element defends a minefield against an enemy element conducting a minefield sweeping operation. 1. Prevents the unit from detecting the obstacle. 2. Disrupts the minefield sweeping operation. 3. Prevents the unit from conducting the minefield sweeping operation, prevents the unit from moving all personnel through the breach, or delays the completion of the minefield sweeping operation for more than 45 minutes.

TASK: Attack (5-OPFOR-0001)

CONDITION: The opposing forces (OPFOR) element has located the enemy. The priority intelligence requirements (PIR) and the other intelligence requirements have been obtained by OPFOR patrols. The OPFOR element has automatic and antiarmor weapons and light mortars.

STANDARD: The OPFOR element attempts to seize the terrain, the vehicles, or the equipment. 1. Develops an attack plan. 2. Surprises the enemy unit's main body. 3. Initiates the attack using a scheme of maneuver that exploits the enemy's flanks, gaps, and weaknesses. 4. Uses covered and concealed routes to approach the enemy forces' flanks, gaps, or weakly held areas. 5. Employs indirect fire to support the attack. 6. Penetrates enemy defenses. 7. Destroys the equipment and the supplies. 8. Inflicts heavy casualties. 9. Isolates the combat service support (CSS) base by blocking the reinforcements. 10. Forces the enemy units to displace. 11. Avoids being fixed in one position. 12. Withdraws before the CSS base is reinforced with tactical combat forces.

TASK: Conduct Air Attacks (5-OPFOR-0002)

CONDITION: The opposing forces (OPFOR) element in the rear area has forwarded the positions of the enemy support sites or the locations of moving elements. The OPFOR aircraft have been dispatched to attack enemy installations or convoys.

STANDARD: The OPFOR element attempts to delay, disrupt, or damage the enemy targets by air. 1. Locates the target (support sites or convoys). 2. Makes attack runs on the designated targets. 3. Inflicts heavy damage to the selected target. 4. Sustains no loss of aircraft. 5. Delays moving the force for more than one hour.

TASK: Conduct a Raid (5-OPFOR-0004)

CONDITION: The opposing forces (OPFOR) element has occupied an objective rally point and has orders to conduct a raid on a combat service support (CSS) base.

STANDARD: The OPFOR element infiltrates the enemy's base and destroys all of the targets. 1. Surprises the enemy forces. 2. Assaults the support base and accomplishes the assigned tasks. 3. Destroys the specified equipment and supplies. 4. Avoids being decisively engaged. 5. Withdraws all personnel from the objective areas within the time prescribed. 6. Obtains all priority intelligence requirements (PIR) from the raid site. 7. Sustains only light casualties from enemy fire.

TASK: Conduct Terrorist and Saboteur Attacks (5-OPFOR-0005)

CONDITION: The opposing forces (OPFOR) element dispatches small teams into the enemy's rear area to disrupt combat service support (CSS) operations.

STANDARD: The enemy sustains disrupted command and control (C2), destroyed equipment and supplies, and light casualties. 1. Locates rear support bases and C2 facilities. 2. Delays and disrupts CSS operations through probes. 3. Infiltrates CSS bases to conduct sabotage and terrorist activities. 4. Inflicts light casualties. 5. Destroys supplies and equipment.

TASK: Conduct Sniper Operations (5-OPFOR-0006)

CONDITION: The opposing forces (OPFOR) element has assigned snipers (regular or irregular elements) in the enemy's rear area along the main supply route (MSR) and near support sites.

STANDARD: The OPFOR element kills or wounds targets. 1. Sets up a well-concealed location. 2. Engages vehicle drivers or personnel on foot with short bursts of semiautomatic fire. 3. Kills or wounds selected targets. 4. Prevents the position from being discovered by enemy forces. 5. Evacuates the area without being spotted. 6. Reports all specified priority intelligence requirements (PIR) and other intelligence requirements to the OPFOR headquarters (HQ).

TASK: Conduct an Attack (5-OPFOR-0008)

CONDITION: The enemy is conducting tactical operations. The opposing forces (OPFOR) element receives orders to attack the enemy, the area of occupation, or the main supply route (MSR) with smoke.

STANDARD: The OPFOR element disrupts the enemy's movement and smoke operations. 1. Determines the delivery method of the smoke attack. 2. Locates the target. 3. Delivers the smoke attack downwind. 4. Attacks the enemy with smoke, and surge attacks when the enemy responds to the smoke.

TASK: Conduct an Aerial Reconnaissance (5-OPFOR-0010)

CONDITION: The opposing forces (OPFOR) headquarters (HQ) element requires intelligence on the locations and identification of the enemy elements. Aircraft is dispatched to take photographs and make a visual inspection of the enemy rear area.

STANDARD: The OPFOR element gathers photograph intelligence of the enemy. 1. Photographs the assigned sectors. 2. Makes quick visual checks where the ceiling is low. 3. Locates enemy positions in the area, particularly support and storage bases, and command and control (C2) facilities. 4. Sustains no loss of aircraft. 5. Reports priority intelligence requirements (PIR) and other information requirements to the OPFOR HQ.

TASK: Gather Intelligence (5-OPFOR-0011)

CONDITION: The opposing forces (OPFOR) small element, operating in the rear area, is planning attacks on enemy bases. Information is needed to complete the plans.

STANDARD: The OPFOR element infiltrates, gathers intelligence information, and submits its findings to the command. 1. Identifies all priority intelligence requirements (PIR) and other intelligence requirements. 2. Passes through any outpost, defensive wire, or warning devices undetected. 3. Moves to an observation point that offers cover and concealment and is clear enough to gather PIR and other intelligence requirements. 4. Gathers all PIR and other intelligence requirements. 5. Withdraws from the area undetected. 6. Reports all information to the OPFOR headquarters (HQ).

TASK: Disrupt a Route Reconnaissance (5-OPFOR-0021)

CONDITION: The enemy is conducting a route reconnaissance. The opposing forces (OPFOR) element is positioned along the enemy's route.

STANDARD: The OPFOR element attempts to disrupt a squad/section conducting a route reconnaissance. 1. Prevents the unit from meeting its specified time schedule. 2. Forces the unit to deviate from its specified route. 3. Prevents the unit from reaching its assigned destination. 4. Surprises the squad/section. 5. Inflicts casualties on the unit.

TASK: Maintain Contact (5-OPFOR-0003)

CONDITION: The opposing forces (OPFOR) element is engaged with enemy base-defense forces. The enemy forces are withdrawing under pressure.

STANDARD: The OPFOR element maintains enemy contact while the enemy withdraws. 1. Engages the enemy forces decisively. 2. Advances the OPFOR as the enemy forces withdraw. 3. Inflicts heavy casualties. 4. Captures the members of the enemy force. 5. Captures documents and equipment. 6. Safeguards the captured documents, the equipment, and the personnel.

TASK: Disrupt a Net Control Station (NCS) (5-OPFOR-0019)

CONDITION: The enemy has established a NCS. The opposing forces (OPFOR) element has radio and jamming equipment.

STANDARD: The OPFOR element attempts to disrupt an NCS. 1. Attempts to locate the radio frequency that the unit is operating on. 2. Attempts to enter the radio net. 3. Attempts to issue "bogus" orders to a unit on the net. 4. Jams the radio frequency and forces the unit to go to an alternate frequency.

TASK: Disrupt Construction of Vehicle Fighting Positions (5-OPFOR-0020)

CONDITION: The opposing forces (OPFOR) element has located the enemy. The priority intelligence requirements (PIR) and other intelligence obtained by OPFOR patrols indicate the enemy is constructing vehicle fighting positions within its defensive area. The OPFOR element has automatic and antiarmor weapons and light mortars.

STANDARD: The OPFOR element attempts to disrupt the enemy's efforts to establish vehicle fighting positions. 1. Locates the defensive area. 2. Surprises the main body. 3. Penetrates the defensive area with squad-size probes. 4. Inflicts casualties on the unit. 5. Destroys vehicles. 6. Disrupts the unit's preparations (prevents or delays beyond the unit's allotted time).

TASK: Defeat Obstacles (5-OPFOR-0009)

CONDITION: The opposing forces (OPFOR) element encounters an obstacle that blocks the avenue of approach as it advances upon the enemy forces.

STANDARD: The OPFOR element bypasses or breaches the enemy obstacle. 1. Detects the obstacle before halting its main body. 2. Defeats the obstacle. a. Bypasses the obstacle without entering the engagement areas. b. Breaches the obstacle within 45 minutes and passes its entire force through the obstacle. 3. Does not incur degradation to the point that the mission must be discontinued.

TASK: Disrupt an Engineer Reconnaissance (5-OPFOR-0022)

CONDITION: The enemy is conducting an engineer reconnaissance. The opposing forces (OPFOR) element is positioned along the enemy's route.

STANDARD: The OPFOR element disrupts an engineer reconnaissance. 1. Prevents the unit from meeting its specified time schedule. 2. Forces the unit to deviate from its specified route. 3. Prevents the unit from accomplishing its assigned engineer reconnaissance. 4. Surprises the unit conducting the reconnaissance.

TASK: Conduct an Ambush (5-OPFOR-0007)

CONDITION: The enemy is moving in a convoy. The opposing forces (OPFOR) element is positioned along the enemy's route.

STANDARD: The OPFOR element inflicts casualties on the enemy and causes vehicle and equipment damage. 1. Prepares an ambush site before the element arrives. 2. Surprises march element forces. 3. Inflicts heavy casualties within the designated kill zone. 4. Inflicts heavy damage to the vehicles and the equipment within the designated kill zone. 5. Delays the march element from reaching a specified destination for a specified period of time. 6. Withdraws on order. 7. Sustains no casualties. 8. Reports actions to superiors.

TASK: Surrender to the Capturing Unit on the Battlefield (5-OPFOR-0024)

CONDITION: The enemy has captured opposing forces (OPFOR) element's soldiers, documents, and equipment sensitive to the OPFOR tactical operations.

STANDARD: The OPFOR soldiers retain or destroy documents and equipment. The OPFOR element surrenders the documents and the equipment of no tactical use to the enemy and attempts to conceal or destroy items of tactical value. The OPFOR element attempts escape and evasion. 1. Prevents the successful capture of the documents and the equipment. 2. Destroys the documents and the equipment. 3. Removes identifying markings from the equipment. 4. Removes unit-identifying insignia. 5. Provides misleading information. 6. Plans an escape. 7. Delays movement to the nearest collection point. 8. Prevents safeguarding of the enemy prisoners of war (EPWs) in order to cause embarrassment to the United States (US).

TASK: Disrupt Defensive Preparations (5-OPFOR-0018)

CONDITION: The opposing forces (OPFOR) element has located the enemy. Priority intelligence requirements (PIR) and other intelligence requirements obtained by OPFOR patrols indicate that the enemy elements are establishing defensive positions. The OPFOR element has automatic and antiarmor weapons and light mortars.

STANDARD: The OPFOR element disrupts and delays the enemy's defensive preparations. 1. Locates and penetrates the enemy's security system. 2. Forces the enemy to delay defensive preparations. 3. Disrupts the enemy's obstacle preparations.

TASK: Disrupt Quarters Party Operations (5-OPFOR-0017)

CONDITION: The enemy is conducting quarters party operations. It has established an assembly area (AA) but has not moved in the main body.

STANDARD: The opposing forces (OPFOR) element attempts to disrupt quarters party operations and infiltrate the enemy's AA. 1. Locates the quarters party and the AA. 2. Surprises the main body. 3. Penetrates the AA with squad-size probes. 4. Inflicts personnel casualties and vehicle damage. 5. Disrupts the unit's preparations (prevents or delays beyond the unit's allotted time).

TASK: Disrupt Enemy Movement and Operations Using Tactical Nuclear Weapons (5-OPFOR-0016)

CONDITION: The opposing forces (OPFOR) element has located the enemy. Priority intelligence requirements (PIR) and other intelligence requirements have been obtained by OPFOR patrols. Tactical nuclear weapons are employed against key locations in the rear area.

STANDARD: The OPFOR element disrupts enemy movement and operations. 1. Disrupts or delays the movement of the enemy's equipment and supplies to the forward areas. 2. Destroys enemy equipment and supplies. 3. Inflicts a high rate of nuclear casualties among the enemy forces. 4. Denies the enemy the use of specified areas. 5. Contaminates the enemy's equipment and supplies.

TASK: Disrupt Enemy Movement and Operations Using Persistent and Nonpersistent Chemical Weapons (5-OPFOR-0015)

CONDITION: The opposing forces (OPFOR) element has located the enemy. Priority intelligence requirements (PIR) and other intelligence requirements have been obtained by OPFOR patrols. The OPFOR units deliver chemical agents, by means of conventional artillery weapons or aircraft, along selected supply routes and key bases in the rear area.

STANDARD: The OPFOR element disrupts enemy movement and operations using persistent and nonpersistent chemical weapons. 1. Delivers chemical agents in low and densely wooded areas. 2. Delays the movement of enemy supplies and equipment to the forward areas. 3. Restricts the movement of the enemy units in the rear area. 4. Channels the movement of enemy units into predesignated ambush areas. 5. Contaminates enemy supplies and equipment. 6. Inflicts a high rate of casualties on enemy forces.

TASK: Counter Passage of Lines (5-OPFOR-0012)

CONDITION: Enemy forces are in defensive positions, but they are expected to attempt passage-of-lines operations. The opposing forces (OPFOR) received orders to disrupt enemy passage-of-lines operations.

STANDARD: The OPFOR element delays or prevents enemy passage of lines. 1. Delays the passage. 2. Prevents the company from moving all personnel through the stationary unit. 3. Engages the main body of either the moving or the stationary unit.

TASK: Disrupt Movement (5-OPFOR-0014)

CONDITION: The enemy is expected to move through the opposing forces (OPFOR) element's area of operations. The OPFOR element has received an operation order (OPORD) or fragmentary order (FRAGO) to disrupt enemy movement. The enemy has the capability to defend with direct fire and antiarmor weapons.

STANDARD: The OPFOR element delays enemy movement. 1. Delays the element. 2. Forces the element to deviate from its route. 3. Prevents the element from reaching its destination. 4. Surprises the element's main body.

TASK: Disrupt Assembly Area (AA) Activities (5-OPFOR-0013)

CONDITION: Intelligence reports indicate that platoon- and company-size enemy units are operating in the opposing forces (OPFOR) area of operations. Enemy units can defend from AAs with direct fire, antiarmor weapons, and indirect fire. The enemy has close air support (CAS) and nuclear, biological, and chemical (NBC) capabilities.

STANDARD: The OPFOR element locates and disrupts the enemy's AA activities. 1. Locates the element's AA. 2. Probes the AA with squad- or team-size elements. 3. Inflicts more than 5 percent casualties on the element. 4. Disrupts the element's preparations (prevents or delays beyond the element's allotted time).

ELEMENTS: Engineer Battalion (Combat)(Heavy)
 Command Section
 S1 Section
 S2 Section
 S3 Section
 S4 Section
 Communication Section
 Unit Ministry Team
 Command Group

TASK: Employ Physical Security Measures (19-3-2204.05-T01A)
 (FM 3-19.30) (FM 3-19.4)

ITERATION: 1 2 3 4 5 (Circle)
COMMANDER/LEADER ASSESSMENT: T P U (Circle)

CONDITIONS: An opposing forces (OPFOR) squad-size patrol attempts reconnaissance or intrusion into the command post (CP) perimeter. This task should not be trained in MOPP4.

TASK STANDARDS: The element maintains 24-hour security in its assigned sector and is not surprised by the OPFOR.

TASK STEPS AND PERFORMANCE MEASURES	GO	NO-GO
* 1. The element leader prepares a physical security plan. <ul style="list-style-type: none"> a. Controlled the entry of vehicles into the CP. b. Developed procedures for selecting and manning perimeter positions. c. Developed procedures for detecting and reporting OPFOR intrusion or observation of the CP's perimeter. d. Controlled access to the element's defensive areas. e. Established communications links between observation posts (OPs) and the reaction force. f. Developed procedures for initial response to ground attacks. 2. The element operates a guard force. <ul style="list-style-type: none"> a. Established communications with the guard commander. b. Stopped unauthorized entry into restricted areas. c. Conducted random exterior patrols to find and neutralize OPFOR intruders before they breached the CP's perimeter. 3. The element reacts to an OPFOR ground attack. <ul style="list-style-type: none"> a. Assumed preplanned positions. b. Denied intrusion into the CP's perimeter. 		

TASK PERFORMANCE / EVALUATION SUMMARY BLOCK							
ITERATION	1	2	3	4	5		TOTAL
TOTAL TASK STEPS EVALUATED							
TOTAL TASK STEPS "GO"							
TRAINING STATUS "GO"/"NO-GO"							

"*" indicates a leader task step.

SUPPORTING INDIVIDUAL TASKS: NONE

SUPPORTING COLLECTIVE TASKS: NONE

OPFOR TASKS AND STANDARDS

TASK: Disrupt a Route Reconnaissance (5-OPFOR-0021)

CONDITION: The enemy is conducting a route reconnaissance. The opposing forces (OPFOR) element is positioned along the enemy's route.

STANDARD: The OPFOR element attempts to disrupt a squad/section conducting a route reconnaissance. 1. Prevents the unit from meeting its specified time schedule. 2. Forces the unit to deviate from its specified route. 3. Prevents the unit from reaching its assigned destination. 4. Surprises the squad/section. 5. Inflicts casualties on the unit.

TASK: Conduct an Attack (5-OPFOR-0008)

CONDITION: The enemy is conducting tactical operations. The opposing forces (OPFOR) element receives orders to attack the enemy, the area of occupation, or the main supply route (MSR) with smoke.

STANDARD: The OPFOR element disrupts the enemy's movement and smoke operations. 1. Determines the delivery method of the smoke attack. 2. Locates the target. 3. Delivers the smoke attack downwind. 4. Attacks the enemy with smoke, and surge attacks when the enemy responds to the smoke.

TASK: Conduct a Raid (5-OPFOR-0004)

CONDITION: The opposing forces (OPFOR) element has occupied an objective rally point and has orders to conduct a raid on a combat service support (CSS) base.

STANDARD: The OPFOR element infiltrates the enemy's base and destroys all of the targets. 1. Surprises the enemy forces. 2. Assaults the support base and accomplishes the assigned tasks. 3. Destroys the specified equipment and supplies. 4. Avoids being decisively engaged. 5. Withdraws all personnel from the objective areas within the time prescribed. 6. Obtains all priority intelligence requirements (PIR) from the raid site. 7. Sustains only light casualties from enemy fire.

TASK: Conduct an Aerial Reconnaissance (5-OPFOR-0010)

CONDITION: The opposing forces (OPFOR) headquarters (HQ) element requires intelligence on the locations and identification of the enemy elements. Aircraft is dispatched to take photographs and make a visual inspection of the enemy rear area.

STANDARD: The OPFOR element gathers photograph intelligence of the enemy. 1. Photographs the assigned sectors. 2. Makes quick visual checks where the ceiling is low. 3. Locates enemy positions in the area, particularly support and storage bases, and command and control (C2) facilities. 4. Sustains no loss of aircraft. 5. Reports priority intelligence requirements (PIR) and other information requirements to the OPFOR HQ.

TASK: Defeat Obstacles (5-OPFOR-0009)

CONDITION: The opposing forces (OPFOR) element encounters an obstacle that blocks the avenue of approach as it advances upon the enemy forces.

STANDARD: The OPFOR element bypasses or breaches the enemy obstacle. 1. Detects the obstacle before halting its main body. 2. Defeats the obstacle. a. Bypasses the obstacle without entering the engagement areas. b. Breaches the obstacle within 45 minutes and passes its entire force through the obstacle. 3. Does not incur degradation to the point that the mission must be discontinued.

TASK: Disrupt Construction of Vehicle Fighting Positions (5-OPFOR-0020)

CONDITION: The opposing forces (OPFOR) element has located the enemy. The priority intelligence requirements (PIR) and other intelligence obtained by OPFOR patrols indicate the enemy is constructing vehicle fighting positions within its defensive area. The OPFOR element has automatic and antiarmor weapons and light mortars.

STANDARD: The OPFOR element attempts to disrupt the enemy's efforts to establish vehicle fighting positions. 1. Locates the defensive area. 2. Surprises the main body. 3. Penetrates the defensive area with squad-size probes. 4. Inflicts casualties on the unit. 5. Destroys vehicles. 6. Disrupts the unit's preparations (prevents or delays beyond the unit's allotted time).

TASK: Disrupt an Engineer Reconnaissance (5-OPFOR-0022)

CONDITION: The enemy is conducting an engineer reconnaissance. The opposing forces (OPFOR) element is positioned along the enemy's route.

STANDARD: The OPFOR element disrupts an engineer reconnaissance. 1. Prevents the unit from meeting its specified time schedule. 2. Forces the unit to deviate from its specified route. 3. Prevents the unit from accomplishing its assigned engineer reconnaissance. 4. Surprises the unit conducting the reconnaissance.

TASK: Defend a Minefield (5-OPFOR-0023)

CONDITION: The enemy is conducting a minefield sweeping operation. The opposing forces (OPFOR) element has a minefield placed in the enemy's path. The minefield is under constant observation and fire.

STANDARD: The OPFOR element defends a minefield against an enemy element conducting a minefield sweeping operation. 1. Prevents the unit from detecting the obstacle. 2. Disrupts the minefield sweeping operation. 3. Prevents the unit from conducting the minefield sweeping operation, prevents the unit from moving all personnel through the breach, or delays the completion of the minefield sweeping operation for more than 45 minutes.

TASK: Conduct Terrorist and Saboteur Attacks (5-OPFOR-0005)

CONDITION: The opposing forces (OPFOR) element dispatches small teams into the enemy's rear area to disrupt combat service support (CSS) operations.

STANDARD: The enemy sustains disrupted command and control (C2), destroyed equipment and supplies, and light casualties. 1. Locates rear support bases and C2 facilities. 2. Delays and disrupts CSS operations through probes. 3. Infiltrates CSS bases to conduct sabotage and terrorist activities. 4. Inflicts light casualties. 5. Destroys supplies and equipment.

TASK: Conduct Sniper Operations (5-OPFOR-0006)

CONDITION: The opposing forces (OPFOR) element has assigned snipers (regular or irregular elements) in the enemy's rear area along the main supply route (MSR) and near support sites.

STANDARD: The OPFOR element kills or wounds targets. 1. Sets up a well-concealed location. 2. Engages vehicle drivers or personnel on foot with short bursts of semiautomatic fire. 3. Kills or wounds selected targets. 4. Prevents the position from being discovered by enemy forces. 5. Evacuates the area without being spotted. 6. Reports all specified priority intelligence requirements (PIR) and other intelligence requirements to the OPFOR headquarters (HQ).

TASK: Maintain Contact (5-OPFOR-0003)

CONDITION: The opposing forces (OPFOR) element is engaged with enemy base-defense forces. The enemy forces are withdrawing under pressure.

STANDARD: The OPFOR element maintains enemy contact while the enemy withdraws. 1. Engages the enemy forces decisively. 2. Advances the OPFOR as the enemy forces withdraw. 3. Inflicts heavy casualties. 4. Captures the members of the enemy force. 5. Captures documents and equipment. 6. Safeguards the captured documents, the equipment, and the personnel.

TASK: Conduct an Ambush (5-OPFOR-0007)

CONDITION: The enemy is moving in a convoy. The opposing forces (OPFOR) element is positioned along the enemy's route.

STANDARD: The OPFOR element inflicts casualties on the enemy and causes vehicle and equipment damage. 1. Prepares an ambush site before the element arrives. 2. Surprises march element forces. 3. Inflicts heavy casualties within the designated kill zone. 4. Inflicts heavy damage to the vehicles and the equipment within the designated kill zone. 5. Delays the march element from reaching a specified destination for a specified period of time. 6. Withdraws on order. 7. Sustains no casualties. 8. Reports actions to superiors.

TASK: Surrender to the Capturing Unit on the Battlefield (5-OPFOR-0024)

CONDITION: The enemy has captured opposing forces (OPFOR) element's soldiers, documents, and equipment sensitive to the OPFOR tactical operations.

STANDARD: The OPFOR soldiers retain or destroy documents and equipment. The OPFOR element surrenders the documents and the equipment of no tactical use to the enemy and attempts to conceal or destroy items of tactical value. The OPFOR element attempts escape and evasion. 1. Prevents the successful capture of the documents and the equipment. 2. Destroys the documents and the equipment. 3. Removes identifying markings from the equipment. 4. Removes unit-identifying insignia. 5. Provides misleading information. 6. Plans an escape. 7. Delays movement to the nearest collection point. 8. Prevents safeguarding of the enemy prisoners of war (EPWs) in order to cause embarrassment to the United States (US).

TASK: Disrupt a Net Control Station (NCS) (5-OPFOR-0019)

CONDITION: The enemy has established a NCS. The opposing forces (OPFOR) element has radio and jamming equipment.

STANDARD: The OPFOR element attempts to disrupt an NCS. 1. Attempts to locate the radio frequency that the unit is operating on. 2. Attempts to enter the radio net. 3. Attempts to issue "bogus" orders to a unit on the net. 4. Jams the radio frequency and forces the unit to go to an alternate frequency.

TASK: Disrupt Defensive Preparations (5-OPFOR-0018)

CONDITION: The opposing forces (OPFOR) element has located the enemy. Priority intelligence requirements (PIR) and other intelligence requirements obtained by OPFOR patrols indicate that the enemy elements are establishing defensive positions. The OPFOR element has automatic and antiarmor weapons and light mortars.

STANDARD: The OPFOR element disrupts and delays the enemy's defensive preparations. 1. Locates and penetrates the enemy's security system. 2. Forces the enemy to delay defensive preparations. 3. Disrupts the enemy's obstacle preparations.

TASK: Disrupt Enemy Movement and Operations Using Tactical Nuclear Weapons (5-OPFOR-0016)

CONDITION: The opposing forces (OPFOR) element has located the enemy. Priority intelligence requirements (PIR) and other intelligence requirements have been obtained by OPFOR patrols. Tactical nuclear weapons are employed against key locations in the rear area.

STANDARD: The OPFOR element disrupts enemy movement and operations. 1. Disrupts or delays the movement of the enemy's equipment and supplies to the forward areas. 2. Destroys enemy equipment and supplies. 3. Inflicts a high rate of nuclear casualties among the enemy forces. 4. Denies the enemy the use of specified areas. 5. Contaminates the enemy's equipment and supplies.

TASK: Disrupt Quartering Party Operations (5-OPFOR-0017)

CONDITION: The enemy is conducting quartering party operations. It has established an assembly area (AA) but has not moved in the main body.

STANDARD: The opposing forces (OPFOR) element attempts to disrupt quartering party operations and infiltrate the enemy's AA. 1. Locates the quartering party and the AA. 2. Surprises the main body. 3. Penetrates the AA with squad-size probes. 4. Inflicts personnel casualties and vehicle damage. 5. Disrupts the unit's preparations (prevents or delays beyond the unit's allotted time).

TASK: Disrupt Enemy Movement and Operations Using Persistent and Nonpersistent Chemical Weapons (5-OPFOR-0015)

CONDITION: The opposing forces (OPFOR) element has located the enemy. Priority intelligence requirements (PIR) and other intelligence requirements have been obtained by OPFOR patrols. The OPFOR units deliver chemical agents, by means of conventional artillery weapons or aircraft, along selected supply routes and key bases in the rear area.

STANDARD: The OPFOR element disrupts enemy movement and operations using persistent and nonpersistent chemical weapons. 1. Delivers chemical agents in low and densely wooded areas. 2. Delays the movement of enemy supplies and equipment to the forward areas. 3. Restricts the movement of the enemy units in the rear area. 4. Channels the movement of enemy units into predesignated ambush areas. 5. Contaminates enemy supplies and equipment. 6. Inflicts a high rate of casualties on enemy forces.

TASK: Disrupt Movement (5-OPFOR-0014)

CONDITION: The enemy is expected to move through the opposing forces (OPFOR) element's area of operations. The OPFOR element has received an operation order (OPORD) or fragmentary order (FRAGO) to disrupt enemy movement. The enemy has the capability to defend with direct fire and antiarmor weapons.

STANDARD: The OPFOR element delays enemy movement. 1. Delays the element. 2. Forces the element to deviate from its route. 3. Prevents the element from reaching its destination. 4. Surprises the element's main body.

TASK: Counter Passage of Lines (5-OPFOR-0012)

CONDITION: Enemy forces are in defensive positions, but they are expected to attempt passage-of-lines operations. The opposing forces (OPFOR) received orders to disrupt enemy passage-of-lines operations.

STANDARD: The OPFOR element delays or prevents enemy passage of lines. 1. Delays the passage. 2. Prevents the company from moving all personnel through the stationary unit. 3. Engages the main body of either the moving or the stationary unit.

TASK: Disrupt Assembly Area (AA) Activities (5-OPFOR-0013)

CONDITION: Intelligence reports indicate that platoon- and company-size enemy units are operating in the opposing forces (OPFOR) area of operations. Enemy units can defend from AAs with direct fire, antiarmor weapons, and indirect fire. The enemy has close air support (CAS) and nuclear, biological, and chemical (NBC) capabilities.

STANDARD: The OPFOR element locates and disrupts the enemy's AA activities. 1. Locates the element's AA. 2. Probes the AA with squad- or team-size elements. 3. Inflicts more than 5 percent casualties on the element. 4. Disrupts the element's preparations (prevents or delays beyond the element's allotted time).

TASK: Attack (5-OPFOR-0001)

CONDITION: The opposing forces (OPFOR) element has located the enemy. The priority intelligence requirements (PIR) and the other intelligence requirements have been obtained by OPFOR patrols. The OPFOR element has automatic and antiarmor weapons and light mortars.

STANDARD: The OPFOR element attempts to seize the terrain, the vehicles, or the equipment. 1. Develops an attack plan. 2. Surprises the enemy unit's main body. 3. Initiates the attack using a scheme of maneuver that exploits the enemy's flanks, gaps, and weaknesses. 4. Uses covered and concealed routes to approach the enemy forces' flanks, gaps, or weakly held areas. 5. Employs indirect fire to support the attack. 6. Penetrates enemy defenses. 7. Destroys the equipment and the supplies. 8. Inflicts heavy casualties. 9. Isolates the combat service support (CSS) base by blocking the reinforcements. 10. Forces the enemy units to displace. 11. Avoids being fixed in one position. 12. Withdraws before the CSS base is reinforced with tactical combat forces.

TASK: Conduct Air Attacks (5-OPFOR-0002)

CONDITION: The opposing forces (OPFOR) element in the rear area has forwarded the positions of the enemy support sites or the locations of moving elements. The OPFOR aircraft have been dispatched to attack enemy installations or convoys.

STANDARD: The OPFOR element attempts to delay, disrupt, or damage the enemy targets by air. 1. Locates the target (support sites or convoys). 2. Makes attack runs on the designated targets. 3. Inflicts heavy damage to the selected target. 4. Sustains no loss of aircraft. 5. Delays moving the force for more than one hour.

ELEMENTS: Engineer Battalion (Combat)(Heavy)
 Command Section
 S1 Section
 S2 Section
 S3 Section
 S4 Section
 Communication Section
 Unit Ministry Team
 Command Group

TASK: Perform Risk Management Procedures (71-2-0326.05-T01A)
 (AR 385-10) (FM 25-100) (FM 3-0)

ITERATION: 1 2 3 4 5 M (Circle)
COMMANDER/LEADER ASSESSMENT: T P U (Circle)

CONDITIONS: The element is deployed performing its combat mission. Some iterations of this task should be performed in MOPP4.

TASK STANDARDS: All leaders and soldiers are aware of all potential safety problems inherent in the conduct of the task. The element trains to standard and does not take shortcuts that endanger element members. All risks taken are necessary to accomplish the training objectives. Appropriate measures are taken to minimize risks. The time required to perform this task is increased when conducting it in mission-oriented protection posture (MOPP) 4.

TASK STEPS AND PERFORMANCE MEASURES	GO	NO-GO
<p>* 1. The commander identifies the risk or safety hazards.</p> <ul style="list-style-type: none"> a. Analyzed the operation plan (OPLAN), the fragmentary order (FRAGO), and the operation order (OPORD) for specified and implied missions (tasks). b. Integrated safety into every phase of the planning process. c. Assessed the risks before issuing a FRAGO when the mission or conditions changed. <p>* 2. Leaders evaluate the risk or safety hazards identified in the operation.</p> <ul style="list-style-type: none"> a. Compared the risk to the acceptable level of risk in the commander's intent, based on the stated training objective. b. Determined the likelihood of equipment and personnel losses from accidents. c. Described the operation in terms of high, medium, or low risk. d. Prepared courses of action (COAs) that minimized accidental losses. <p>* 3. The commander (or leaders) eliminates or reduces the risk or safety hazards.</p> <ul style="list-style-type: none"> a. Chose a COA that maximized the operation and minimized the risk. b. Developed procedures that reduced the risk or safety hazards. c. Prescribed the safety or protective equipment. d. Briefed the elements before all operations. <p>4. The element carries out the safety procedures.</p> <ul style="list-style-type: none"> a. Received safety briefings before all operations. b. Practiced the safety procedures during all mission rehearsals. c. Made on-the-spot safety corrections. <p>NOTES: 1. Safety is a part of realism--and realism includes building safety into the training so that safe practices, which eliminate accidents, become second nature during war</p>		

TASK STEPS AND PERFORMANCE MEASURES	GO	NO-GO
(refer to Field Manual [FM] 25-100). 2. FM 3-0 emphasizes the need for boldness and that commanders must take "risks and tenaciously press soldiers and systems" as an imperative of the Air Land Battle. However, such an imperative is founded on the premise that protecting the force to the maximum extent possible ensures winning the battle. Formally, risk is an expression of possible loss over a specific period of time or number of operational cycles as defined by the Center for Army Safety.		

TASK PERFORMANCE / EVALUATION SUMMARY BLOCK							
ITERATION	1	2	3	4	5	M	TOTAL
TOTAL TASK STEPS EVALUATED							
TOTAL TASK STEPS "GO"							
TRAINING STATUS "GO"/"NO-GO"							

"*" indicates a leader task step.

SUPPORTING INDIVIDUAL TASKS: NONE

SUPPORTING COLLECTIVE TASKS: NONE

OPFOR TASKS AND STANDARDS

TASK: Surrender to the Capturing Unit on the Battlefield (5-OPFOR-0024)

CONDITION: The enemy has captured opposing forces (OPFOR) element's soldiers, documents, and equipment sensitive to the OPFOR tactical operations.

STANDARD: The OPFOR soldiers retain or destroy documents and equipment. The OPFOR element surrenders the documents and the equipment of no tactical use to the enemy and attempts to conceal or destroy items of tactical value. The OPFOR element attempts escape and evasion. 1. Prevents the successful capture of the documents and the equipment. 2. Destroys the documents and the equipment. 3. Removes identifying markings from the equipment. 4. Removes unit-identifying insignia. 5. Provides misleading information. 6. Plans an escape. 7. Delays movement to the nearest collection point. 8. Prevents safeguarding of the enemy prisoners of war (EPWs) in order to cause embarrassment to the United States (US).

TASK: Disrupt a Route Reconnaissance (5-OPFOR-0021)

CONDITION: The enemy is conducting a route reconnaissance. The opposing forces (OPFOR) element is positioned along the enemy's route.

STANDARD: The OPFOR element attempts to disrupt a squad/section conducting a route reconnaissance. 1. Prevents the unit from meeting its specified time schedule. 2. Forces the unit to deviate from its specified route. 3. Prevents the unit from reaching its assigned destination. 4. Surprises the squad/section. 5. Inflicts casualties on the unit.

TASK: Conduct an Attack (5-OPFOR-0008)

CONDITION: The enemy is conducting tactical operations. The opposing forces (OPFOR) element receives orders to attack the enemy, the area of occupation, or the main supply route (MSR) with smoke.

STANDARD: The OPFOR element disrupts the enemy's movement and smoke operations. 1. Determines the delivery method of the smoke attack. 2. Locates the target. 3. Delivers the smoke attack downwind. 4. Attacks the enemy with smoke, and surge attacks when the enemy responds to the smoke.

TASK: Conduct a Raid (5-OPFOR-0004)

CONDITION: The opposing forces (OPFOR) element has occupied an objective rally point and has orders to conduct a raid on a combat service support (CSS) base.

STANDARD: The OPFOR element infiltrates the enemy's base and destroys all of the targets. 1. Surprises the enemy forces. 2. Assaults the support base and accomplishes the assigned tasks. 3. Destroys the specified equipment and supplies. 4. Avoids being decisively engaged. 5. Withdraws all personnel from the objective areas within the time prescribed. 6. Obtains all priority intelligence requirements (PIR) from the raid site. 7. Sustains only light casualties from enemy fire.

TASK: Conduct an Aerial Reconnaissance (5-OPFOR-0010)

CONDITION: The opposing forces (OPFOR) headquarters (HQ) element requires intelligence on the locations and identification of the enemy elements. Aircraft is dispatched to take photographs and make a visual inspection of the enemy rear area.

STANDARD: The OPFOR element gathers photograph intelligence of the enemy. 1. Photographs the assigned sectors. 2. Makes quick visual checks where the ceiling is low. 3. Locates enemy positions in the area, particularly support and storage bases, and command and control (C2) facilities. 4. Sustains no loss of aircraft. 5. Reports priority intelligence requirements (PIR) and other information requirements to the OPFOR HQ.

TASK: Defeat Obstacles (5-OPFOR-0009)

CONDITION: The opposing forces (OPFOR) element encounters an obstacle that blocks the avenue of approach as it advances upon the enemy forces.

STANDARD: The OPFOR element bypasses or breaches the enemy obstacle. 1. Detects the obstacle before halting its main body. 2. Defeats the obstacle. a. Bypasses the obstacle without entering the engagement areas. b. Breaches the obstacle within 45 minutes and passes its entire force through the obstacle. 3. Does not incur degradation to the point that the mission must be discontinued.

TASK: Disrupt Construction of Vehicle Fighting Positions (5-OPFOR-0020)

CONDITION: The opposing forces (OPFOR) element has located the enemy. The priority intelligence requirements (PIR) and other intelligence obtained by OPFOR patrols indicate the enemy is constructing vehicle fighting positions within its defensive area. The OPFOR element has automatic and antiarmor weapons and light mortars.

STANDARD: The OPFOR element attempts to disrupt the enemy's efforts to establish vehicle fighting positions. 1. Locates the defensive area. 2. Surprises the main body. 3. Penetrates the defensive area with squad-size probes. 4. Inflicts casualties on the unit. 5. Destroys vehicles. 6. Disrupts the unit's preparations (prevents or delays beyond the unit's allotted time).

TASK: Disrupt an Engineer Reconnaissance (5-OPFOR-0022)

CONDITION: The enemy is conducting an engineer reconnaissance. The opposing forces (OPFOR) element is positioned along the enemy's route.

STANDARD: The OPFOR element disrupts an engineer reconnaissance. 1. Prevents the unit from meeting its specified time schedule. 2. Forces the unit to deviate from its specified route. 3. Prevents the unit from accomplishing its assigned engineer reconnaissance. 4. Surprises the unit conducting the reconnaissance.

TASK: Defend a Minefield (5-OPFOR-0023)

CONDITION: The enemy is conducting a minefield sweeping operation. The opposing forces (OPFOR) element has a minefield placed in the enemy's path. The minefield is under constant observation and fire.

STANDARD: The OPFOR element defends a minefield against an enemy element conducting a minefield sweeping operation. 1. Prevents the unit from detecting the obstacle. 2. Disrupts the minefield sweeping operation. 3. Prevents the unit from conducting the minefield sweeping operation, prevents the unit from moving all personnel through the breach, or delays the completion of the minefield sweeping operation for more than 45 minutes.

TASK: Conduct Terrorist and Saboteur Attacks (5-OPFOR-0005)

CONDITION: The opposing forces (OPFOR) element dispatches small teams into the enemy's rear area to disrupt combat service support (CSS) operations.

STANDARD: The enemy sustains disrupted command and control (C2), destroyed equipment and supplies, and light casualties. 1. Locates rear support bases and C2 facilities. 2. Delays and disrupts CSS operations through probes. 3. Infiltrates CSS bases to conduct sabotage and terrorist activities. 4. Inflicts light casualties. 5. Destroys supplies and equipment.

TASK: Conduct Sniper Operations (5-OPFOR-0006)

CONDITION: The opposing forces (OPFOR) element has assigned snipers (regular or irregular elements) in the enemy's rear area along the main supply route (MSR) and near support sites.

STANDARD: The OPFOR element kills or wounds targets. 1. Sets up a well-concealed location. 2. Engages vehicle drivers or personnel on foot with short bursts of semiautomatic fire. 3. Kills or wounds selected targets. 4. Prevents the position from being discovered by enemy forces. 5. Evacuates the area without being spotted. 6. Reports all specified priority intelligence requirements (PIR) and other intelligence requirements to the OPFOR headquarters (HQ).

TASK: Maintain Contact (5-OPFOR-0003)

CONDITION: The opposing forces (OPFOR) element is engaged with enemy base-defense forces. The enemy forces are withdrawing under pressure.

STANDARD: The OPFOR element maintains enemy contact while the enemy withdraws. 1. Engages the enemy forces decisively. 2. Advances the OPFOR as the enemy forces withdraw. 3. Inflicts heavy casualties. 4. Captures the members of the enemy force. 5. Captures documents and equipment. 6. Safeguards the captured documents, the equipment, and the personnel.

TASK: Conduct an Ambush (5-OPFOR-0007)

CONDITION: The enemy is moving in a convoy. The opposing forces (OPFOR) element is positioned along the enemy's route.

STANDARD: The OPFOR element inflicts casualties on the enemy and causes vehicle and equipment damage. 1. Prepares an ambush site before the element arrives. 2. Surprises march element forces. 3. Inflicts heavy casualties within the designated kill zone. 4. Inflicts heavy damage to the vehicles and the equipment within the designated kill zone. 5. Delays the march element from reaching a specified destination for a specified period of time. 6. Withdraws on order. 7. Sustains no casualties. 8. Reports actions to superiors.

TASK: Disrupt a Net Control Station (NCS) (5-OPFOR-0019)

CONDITION: The enemy has established a NCS. The opposing forces (OPFOR) element has radio and jamming equipment.

STANDARD: The OPFOR element attempts to disrupt an NCS. 1. Attempts to locate the radio frequency that the unit is operating on. 2. Attempts to enter the radio net. 3. Attempts to issue "bogus" orders to a unit on the net. 4. Jams the radio frequency and forces the unit to go to an alternate frequency.

TASK: Disrupt Defensive Preparations (5-OPFOR-0018)

CONDITION: The opposing forces (OPFOR) element has located the enemy. Priority intelligence requirements (PIR) and other intelligence requirements obtained by OPFOR patrols indicate that the enemy elements are establishing defensive positions. The OPFOR element has automatic and antiarmor weapons and light mortars.

STANDARD: The OPFOR element disrupts and delays the enemy's defensive preparations. 1. Locates and penetrates the enemy's security system. 2. Forces the enemy to delay defensive preparations. 3. Disrupts the enemy's obstacle preparations.

TASK: Disrupt Enemy Movement and Operations Using Tactical Nuclear Weapons (5-OPFOR-0016)

CONDITION: The opposing forces (OPFOR) element has located the enemy. Priority intelligence requirements (PIR) and other intelligence requirements have been obtained by OPFOR patrols. Tactical nuclear weapons are employed against key locations in the rear area.

STANDARD: The OPFOR element disrupts enemy movement and operations. 1. Disrupts or delays the movement of the enemy's equipment and supplies to the forward areas. 2. Destroys enemy equipment and supplies. 3. Inflicts a high rate of nuclear casualties among the enemy forces. 4. Denies the enemy the use of specified areas. 5. Contaminates the enemy's equipment and supplies.

TASK: Disrupt Quartering Party Operations (5-OPFOR-0017)

CONDITION: The enemy is conducting quartering party operations. It has established an assembly area (AA) but has not moved in the main body.

STANDARD: The opposing forces (OPFOR) element attempts to disrupt quartering party operations and infiltrate the enemy's AA. 1. Locates the quartering party and the AA. 2. Surprises the main body. 3. Penetrates the AA with squad-size probes. 4. Inflicts personnel casualties and vehicle damage. 5. Disrupts the unit's preparations (prevents or delays beyond the unit's allotted time).

TASK: Disrupt Enemy Movement and Operations Using Persistent and Nonpersistent Chemical Weapons (5-OPFOR-0015)

CONDITION: The opposing forces (OPFOR) element has located the enemy. Priority intelligence requirements (PIR) and other intelligence requirements have been obtained by OPFOR patrols. The OPFOR units deliver chemical agents, by means of conventional artillery weapons or aircraft, along selected supply routes and key bases in the rear area.

STANDARD: The OPFOR element disrupts enemy movement and operations using persistent and nonpersistent chemical weapons. 1. Delivers chemical agents in low and densely wooded areas. 2. Delays the movement of enemy supplies and equipment to the forward areas. 3. Restricts the movement of the enemy units in the rear area. 4. Channels the movement of enemy units into predesignated ambush areas. 5. Contaminates enemy supplies and equipment. 6. Inflicts a high rate of casualties on enemy forces.

TASK: Disrupt Movement (5-OPFOR-0014)

CONDITION: The enemy is expected to move through the opposing forces (OPFOR) element's area of operations. The OPFOR element has received an operation order (OPORD) or fragmentary order (FRAGO) to disrupt enemy movement. The enemy has the capability to defend with direct fire and antiarmor weapons.

STANDARD: The OPFOR element delays enemy movement. 1. Delays the element. 2. Forces the element to deviate from its route. 3. Prevents the element from reaching its destination. 4. Surprises the element's main body.

TASK: Counter Passage of Lines (5-OPFOR-0012)

CONDITION: Enemy forces are in defensive positions, but they are expected to attempt passage-of-lines operations. The opposing forces (OPFOR) received orders to disrupt enemy passage-of-lines operations.

STANDARD: The OPFOR element delays or prevents enemy passage of lines. 1. Delays the passage. 2. Prevents the company from moving all personnel through the stationary unit. 3. Engages the main body of either the moving or the stationary unit.

TASK: Disrupt Assembly Area (AA) Activities (5-OPFOR-0013)

CONDITION: Intelligence reports indicate that platoon- and company-size enemy units are operating in the opposing forces (OPFOR) area of operations. Enemy units can defend from AAs with direct fire, antiarmor weapons, and indirect fire. The enemy has close air support (CAS) and nuclear, biological, and chemical (NBC) capabilities.

STANDARD: The OPFOR element locates and disrupts the enemy's AA activities. 1. Locates the element's AA. 2. Probes the AA with squad- or team-size elements. 3. Inflicts more than 5 percent casualties on the element. 4. Disrupts the element's preparations (prevents or delays beyond the element's allotted time).

TASK: Attack (5-OPFOR-0001)

CONDITION: The opposing forces (OPFOR) element has located the enemy. The priority intelligence requirements (PIR) and the other intelligence requirements have been obtained by OPFOR patrols. The OPFOR element has automatic and antiarmor weapons and light mortars.

STANDARD: The OPFOR element attempts to seize the terrain, the vehicles, or the equipment. 1. Develops an attack plan. 2. Surprises the enemy unit's main body. 3. Initiates the attack using a scheme of maneuver that exploits the enemy's flanks, gaps, and weaknesses. 4. Uses covered and concealed routes to approach the enemy forces' flanks, gaps, or weakly held areas. 5. Employs indirect fire to support the attack. 6. Penetrates enemy defenses. 7. Destroys the equipment and the supplies. 8. Inflicts heavy casualties. 9. Isolates the combat service support (CSS) base by blocking the reinforcements. 10. Forces the enemy units to displace. 11. Avoids being fixed in one position. 12. Withdraws before the CSS base is reinforced with tactical combat forces.

TASK: Conduct Air Attacks (5-OPFOR-0002)

CONDITION: The opposing forces (OPFOR) element in the rear area has forwarded the positions of the enemy support sites or the locations of moving elements. The OPFOR aircraft have been dispatched to attack enemy installations or convoys.

STANDARD: The OPFOR element attempts to delay, disrupt, or damage the enemy targets by air. 1. Locates the target (support sites or convoys). 2. Makes attack runs on the designated targets. 3. Inflicts heavy damage to the selected target. 4. Sustains no loss of aircraft. 5. Delays moving the force for more than one hour.

ELEMENT: S3 Section

TASK: Perform Combat Construction Survey Operations (05-1-0700)
 (FM 5-233) (FM 5-430-00-1) (FM 5-430-00-2)

ITERATION: 1 2 3 4 5 M (Circle)

COMMANDER/LEADER ASSESSMENT: T P U (Circle)

CONDITIONS: The battalion receives an operation order (OPORD) to site a combat road or trail to pass a brigade-size mechanized maneuver force. The order specifies the start and finish points and the completion time. The road or trail will be through a secure area. Some iterations of this task should be performed in MOPP4.

TASK STANDARDS: The section locates and marks at least one route capable of being constructed with available equipment and passing the maneuver force. The time required to perform this task is increased when conducting it in mission-oriented protection posture (MOPP) 4.

TASK STEPS AND PERFORMANCE MEASURES	GO	NO-GO
<p>1. The Intelligence Officer (US Army) (S2) or the Operations and Training Officer (US Army) (S3) conducts a preliminary study.</p> <ul style="list-style-type: none"> a. Completed a map reconnaissance. b. Completed an aerial photoreconnaissance, if photos were available. c. Completed special purpose topographic product studies (such as cross-country mobility, road, and bridge). d. Identified potential routes for field reconnaissance. e. Selected personnel to supervise and support survey operations. f. Briefed the survey party on potential routes. <p>2. The S3 coordinates with the unit securing the reconnaissance area.</p> <p>* 3. The survey party chief conducts troop-leading procedures and ensures the unit has the necessary tools and supplies.</p> <p>4. The survey party moves to the start point and conducts face-to-face coordination with the unit that is securing the area.</p> <p>5. The survey party marks the recommended route based on the ground reconnaissance using stakes, tape, or other expedient markers.</p> <ul style="list-style-type: none"> a. Assessed the existing roads and trails. <p>NOTE: The route requires a minimum width of 6 meters; grades less than 14 percent; and a minimum bridge classification of 70.</p> <ul style="list-style-type: none"> b. Evaluated cross-country mobility. <p>NOTE: Grades are less than 14 percent and trees are spaced at least 6 meters apart.</p> <ul style="list-style-type: none"> c. Evaluated the surface and potential subsurface water (for example, streams, swamps, and soggy ground). d. Evaluated soil conditions (for example, rock outcropping, gravel, clay, and loam). e. Evaluated the potential for concealed movement (for example, overhead cover, vegetation density, open areas). f. The party chief selected and marked the route satisfying the mission statement with the minimum construction effort. Marked the route centerline using such means as spray paint on trees, survey tape fastened to objects, and stakes. 		

TASK STEPS AND PERFORMANCE MEASURES	GO	NO-GO
* 6. The party chief submits status reports to the S3 according to the unit's standing operating procedure (SOP). As a minimum, the final report includes a map overlay, survey notes identifying special construction problems, and an estimate of the construction effort required.		

TASK PERFORMANCE / EVALUATION SUMMARY BLOCK							
ITERATION	1	2	3	4	5	M	TOTAL
TOTAL TASK STEPS EVALUATED							
TOTAL TASK STEPS "GO"							
TRAINING STATUS "GO"/"NO-GO"							

"**" indicates a leader task step.

SUPPORTING INDIVIDUAL TASKS: NONE

SUPPORTING COLLECTIVE TASKS

Task Number	Task Title	References
05-3-0501	Perform a Mission Survey	ARTEP 5-617-10-MTP ARTEP 5-617-11-MTP
05-5-0933	Conduct Hydrographic Reconnaissance and Surveys to Include Seas, Rivers, Lakes and Inland Waterways	ARTEP 5-500-24-MTP ARTEP 5-530-10-MTP ARTEP 5-530-12-MTP

OPFOR TASKS AND STANDARDS

TASK: Conduct Air Attacks (5-OPFOR-0002)

CONDITION: The opposing forces (OPFOR) element in the rear area has forwarded the positions of the enemy support sites or the locations of moving elements. The OPFOR aircraft have been dispatched to attack enemy installations or convoys.

STANDARD: The OPFOR element attempts to delay, disrupt, or damage the enemy targets by air. 1. Locates the target (support sites or convoys). 2. Makes attack runs on the designated targets. 3. Inflicts heavy damage to the selected target. 4. Sustains no loss of aircraft. 5. Delays moving the force for more than one hour.

TASK: Conduct a Raid (5-OPFOR-0004)

CONDITION: The opposing forces (OPFOR) element has occupied an objective rally point and has orders to conduct a raid on a combat service support (CSS) base.

STANDARD: The OPFOR element infiltrates the enemy's base and destroys all of the targets. 1. Surprises the enemy forces. 2. Assaults the support base and accomplishes the assigned tasks. 3. Destroys the specified equipment and supplies. 4. Avoids being decisively engaged. 5. Withdraws all personnel from the objective areas within the time prescribed. 6. Obtains all priority intelligence requirements (PIR) from the raid site. 7. Sustains only light casualties from enemy fire.

TASK: Conduct Terrorist and Saboteur Attacks (5-OPFOR-0005)

CONDITION: The opposing forces (OPFOR) element dispatches small teams into the enemy's rear area to disrupt combat service support (CSS) operations.

STANDARD: The enemy sustains disrupted command and control (C2), destroyed equipment and supplies, and light casualties. 1. Locates rear support bases and C2 facilities. 2. Delays and disrupts CSS operations through probes. 3. Infiltrates CSS bases to conduct sabotage and terrorist activities. 4. Inflicts light casualties. 5. Destroys supplies and equipment.

TASK: Conduct an Attack (5-OPFOR-0008)

CONDITION: The enemy is conducting tactical operations. The opposing forces (OPFOR) element receives orders to attack the enemy, the area of occupation, or the main supply route (MSR) with smoke.

STANDARD: The OPFOR element disrupts the enemy's movement and smoke operations. 1. Determines the delivery method of the smoke attack. 2. Locates the target. 3. Delivers the smoke attack downwind. 4. Attacks the enemy with smoke, and surge attacks when the enemy responds to the smoke.

TASK: Conduct an Aerial Reconnaissance (5-OPFOR-0010)

CONDITION: The opposing forces (OPFOR) headquarters (HQ) element requires intelligence on the locations and identification of the enemy elements. Aircraft is dispatched to take photographs and make a visual inspection of the enemy rear area.

STANDARD: The OPFOR element gathers photograph intelligence of the enemy. 1. Photographs the assigned sectors. 2. Makes quick visual checks where the ceiling is low. 3. Locates enemy positions in the area, particularly support and storage bases, and command and control (C2) facilities. 4. Sustains no loss of aircraft. 5. Reports priority intelligence requirements (PIR) and other information requirements to the OPFOR HQ.

TASK: Gather Intelligence (5-OPFOR-0011)

CONDITION: The opposing forces (OPFOR) small element, operating in the rear area, is planning attacks on enemy bases. Information is needed to complete the plans.

STANDARD: The OPFOR element infiltrates, gathers intelligence information, and submits its findings to the command. 1. Identifies all priority intelligence requirements (PIR) and other intelligence requirements. 2. Passes through any outpost, defensive wire, or warning devices undetected. 3. Moves to an observation point that offers cover and concealment and is clear enough to gather PIR and other intelligence requirements. 4. Gathers all PIR and other intelligence requirements. 5. Withdraws from the area undetected. 6. Reports all information to the OPFOR headquarters (HQ).

TASK: Conduct Sniper Operations (5-OPFOR-0006)

CONDITION: The opposing forces (OPFOR) element has assigned snipers (regular or irregular elements) in the enemy's rear area along the main supply route (MSR) and near support sites.

STANDARD: The OPFOR element kills or wounds targets. 1. Sets up a well-concealed location. 2. Engages vehicle drivers or personnel on foot with short bursts of semiautomatic fire. 3. Kills or wounds selected targets. 4. Prevents the position from being discovered by enemy forces. 5. Evacuates the area without being spotted. 6. Reports all specified priority intelligence requirements (PIR) and other intelligence requirements to the OPFOR headquarters (HQ).

TASK: Defeat Obstacles (5-OPFOR-0009)

CONDITION: The opposing forces (OPFOR) element encounters an obstacle that blocks the avenue of approach as it advances upon the enemy forces.

STANDARD: The OPFOR element bypasses or breaches the enemy obstacle. 1. Detects the obstacle before halting its main body. 2. Defeats the obstacle. a. Bypasses the obstacle without entering the engagement areas. b. Breaches the obstacle within 45 minutes and passes its entire force through the obstacle. 3. Does not incur degradation to the point that the mission must be discontinued.

TASK: Disrupt a Route Reconnaissance (5-OPFOR-0021)

CONDITION: The enemy is conducting a route reconnaissance. The opposing forces (OPFOR) element is positioned along the enemy's route.

STANDARD: The OPFOR element attempts to disrupt a squad/section conducting a route reconnaissance. 1. Prevents the unit from meeting its specified time schedule. 2. Forces the unit to deviate from its specified route. 3. Prevents the unit from reaching its assigned destination. 4. Surprises the squad/section. 5. Inflicts casualties on the unit.

TASK: Disrupt a Net Control Station (NCS) (5-OPFOR-0019)

CONDITION: The enemy has established a NCS. The opposing forces (OPFOR) element has radio and jamming equipment.

STANDARD: The OPFOR element attempts to disrupt an NCS. 1. Attempts to locate the radio frequency that the unit is operating on. 2. Attempts to enter the radio net. 3. Attempts to issue "bogus" orders to a unit on the net. 4. Jams the radio frequency and forces the unit to go to an alternate frequency.

TASK: Disrupt Construction of Vehicle Fighting Positions (5-OPFOR-0020)

CONDITION: The opposing forces (OPFOR) element has located the enemy. The priority intelligence requirements (PIR) and other intelligence obtained by OPFOR patrols indicate the enemy is constructing vehicle fighting positions within its defensive area. The OPFOR element has automatic and antiarmor weapons and light mortars.

STANDARD: The OPFOR element attempts to disrupt the enemy's efforts to establish vehicle fighting positions. 1. Locates the defensive area. 2. Surprises the main body. 3. Penetrates the defensive area with squad-size probes. 4. Inflicts casualties on the unit. 5. Destroys vehicles. 6. Disrupts the unit's preparations (prevents or delays beyond the unit's allotted time).

TASK: Disrupt Defensive Preparations (5-OPFOR-0018)

CONDITION: The opposing forces (OPFOR) element has located the enemy. Priority intelligence requirements (PIR) and other intelligence requirements obtained by OPFOR patrols indicate that the enemy elements are establishing defensive positions. The OPFOR element has automatic and antiarmor weapons and light mortars.

STANDARD: The OPFOR element disrupts and delays the enemy's defensive preparations. 1. Locates and penetrates the enemy's security system. 2. Forces the enemy to delay defensive preparations. 3. Disrupts the enemy's obstacle preparations.

TASK: Disrupt Quartering Party Operations (5-OPFOR-0017)

CONDITION: The enemy is conducting quartering party operations. It has established an assembly area (AA) but has not moved in the main body.

STANDARD: The opposing forces (OPFOR) element attempts to disrupt quartering party operations and infiltrate the enemy's AA. 1. Locates the quartering party and the AA. 2. Surprises the main body. 3. Penetrates the AA with squad-size probes. 4. Inflicts personnel casualties and vehicle damage. 5. Disrupts the unit's preparations (prevents or delays beyond the unit's allotted time).

TASK: Disrupt Movement (5-OPFOR-0014)

CONDITION: The enemy is expected to move through the opposing forces (OPFOR) element's area of operations. The OPFOR element has received an operation order (OPORD) or fragmentary order (FRAGO) to disrupt enemy movement. The enemy has the capability to defend with direct fire and antiarmor weapons.

STANDARD: The OPFOR element delays enemy movement. 1. Delays the element. 2. Forces the element to deviate from its route. 3. Prevents the element from reaching its destination. 4. Surprises the element's main body.

TASK: Disrupt Enemy Movement and Operations Using Tactical Nuclear Weapons (5-OPFOR-0016)

CONDITION: The opposing forces (OPFOR) element has located the enemy. Priority intelligence requirements (PIR) and other intelligence requirements have been obtained by OPFOR patrols. Tactical nuclear weapons are employed against key locations in the rear area.

STANDARD: The OPFOR element disrupts enemy movement and operations. 1. Disrupts or delays the movement of the enemy's equipment and supplies to the forward areas. 2. Destroys enemy equipment and supplies. 3. Inflicts a high rate of nuclear casualties among the enemy forces. 4. Denies the enemy the use of specified areas. 5. Contaminates the enemy's equipment and supplies.

TASK: Disrupt Assembly Area (AA) Activities (5-OPFOR-0013)

CONDITION: Intelligence reports indicate that platoon- and company-size enemy units are operating in the opposing forces (OPFOR) area of operations. Enemy units can defend from AAs with direct fire, antiarmor weapons, and indirect fire. The enemy has close air support (CAS) and nuclear, biological, and chemical (NBC) capabilities.

STANDARD: The OPFOR element locates and disrupts the enemy's AA activities. 1. Locates the element's AA. 2. Probes the AA with squad- or team-size elements. 3. Inflicts more than 5 percent casualties on the element. 4. Disrupts the element's preparations (prevents or delays beyond the element's allotted time).

TASK: Disrupt Enemy Movement and Operations Using Persistent and Nonpersistent Chemical Weapons (5-OPFOR-0015)

CONDITION: The opposing forces (OPFOR) element has located the enemy. Priority intelligence requirements (PIR) and other intelligence requirements have been obtained by OPFOR patrols. The OPFOR units deliver chemical agents, by means of conventional artillery weapons or aircraft, along selected supply routes and key bases in the rear area.

STANDARD: The OPFOR element disrupts enemy movement and operations using persistent and nonpersistent chemical weapons. 1. Delivers chemical agents in low and densely wooded areas. 2. Delays the movement of enemy supplies and equipment to the forward areas. 3. Restricts the movement of the enemy units in the rear area. 4. Channels the movement of enemy units into predesignated ambush areas. 5. Contaminates enemy supplies and equipment. 6. Inflicts a high rate of casualties on enemy forces.

TASK: Counter Passage of Lines (5-OPFOR-0012)

CONDITION: Enemy forces are in defensive positions, but they are expected to attempt passage-of-lines operations. The opposing forces (OPFOR) received orders to disrupt enemy passage-of-lines operations.

STANDARD: The OPFOR element delays or prevents enemy passage of lines. 1. Delays the passage. 2. Prevents the company from moving all personnel through the stationary unit. 3. Engages the main body of either the moving or the stationary unit.

TASK: Defend a Minefield (5-OPFOR-0023)

CONDITION: The enemy is conducting a minefield sweeping operation. The opposing forces (OPFOR) element has a minefield placed in the enemy's path. The minefield is under constant observation and fire.

STANDARD: The OPFOR element defends a minefield against an enemy element conducting a minefield sweeping operation. 1. Prevents the unit from detecting the obstacle. 2. Disrupts the minefield sweeping operation. 3. Prevents the unit from conducting the minefield sweeping operation, prevents the unit from moving all personnel through the breach, or delays the completion of the minefield sweeping operation for more than 45 minutes.

TASK: Surrender to the Capturing Unit on the Battlefield (5-OPFOR-0024)

CONDITION: The enemy has captured opposing forces (OPFOR) element's soldiers, documents, and equipment sensitive to the OPFOR tactical operations.

STANDARD: The OPFOR soldiers retain or destroy documents and equipment. The OPFOR element surrenders the documents and the equipment of no tactical use to the enemy and attempts to conceal or destroy items of tactical value. The OPFOR element attempts escape and evasion. 1. Prevents the successful capture of the documents and the equipment. 2. Destroys the documents and the equipment. 3. Removes identifying markings from the equipment. 4. Removes unit-identifying insignia. 5. Provides misleading information. 6. Plans an escape. 7. Delays movement to the nearest collection point. 8. Prevents safeguarding of the enemy prisoners of war (EPWs) in order to cause embarrassment to the United States (US).

TASK: Attack (5-OPFOR-0001)

CONDITION: The opposing forces (OPFOR) element has located the enemy. The priority intelligence requirements (PIR) and the other intelligence requirements have been obtained by OPFOR patrols. The OPFOR element has automatic and antiarmor weapons and light mortars.

STANDARD: The OPFOR element attempts to seize the terrain, the vehicles, or the equipment. 1. Develops an attack plan. 2. Surprises the enemy unit's main body. 3. Initiates the attack using a scheme of maneuver that exploits the enemy's flanks, gaps, and weaknesses. 4. Uses covered and concealed routes to approach the enemy forces' flanks, gaps, or weakly held areas. 5. Employs indirect fire to support the attack. 6. Penetrates enemy defenses. 7. Destroys the equipment and the supplies. 8. Inflicts heavy casualties. 9. Isolates the combat service support (CSS) base by blocking the reinforcements. 10. Forces the enemy units to displace. 11. Avoids being fixed in one position. 12. Withdraws before the CSS base is reinforced with tactical combat forces.

TASK: Maintain Contact (5-OPFOR-0003)

CONDITION: The opposing forces (OPFOR) element is engaged with enemy base-defense forces. The enemy forces are withdrawing under pressure.

STANDARD: The OPFOR element maintains enemy contact while the enemy withdraws. 1. Engages the enemy forces decisively. 2. Advances the OPFOR as the enemy forces withdraw. 3. Inflicts heavy casualties. 4. Captures the members of the enemy force. 5. Captures documents and equipment. 6. Safeguards the captured documents, the equipment, and the personnel.

TASK: Disrupt an Engineer Reconnaissance (5-OPFOR-0022)

CONDITION: The enemy is conducting an engineer reconnaissance. The opposing forces (OPFOR) element is positioned along the enemy's route.

STANDARD: The OPFOR element disrupts an engineer reconnaissance. 1. Prevents the unit from meeting its specified time schedule. 2. Forces the unit to deviate from its specified route. 3. Prevents the unit from accomplishing its assigned engineer reconnaissance. 4. Surprises the unit conducting the reconnaissance.

TASK: Conduct an Ambush (5-OPFOR-0007)

CONDITION: The enemy is moving in a convoy. The opposing forces (OPFOR) element is positioned along the enemy's route.

STANDARD: The OPFOR element inflicts casualties on the enemy and causes vehicle and equipment damage. 1. Prepares an ambush site before the element arrives. 2. Surprises march element forces. 3. Inflicts heavy casualties within the designated kill zone. 4. Inflicts heavy damage to the vehicles and the equipment within the designated kill zone. 5. Delays the march element from reaching a specified destination for a specified period of time. 6. Withdraws on order. 7. Sustains no casualties. 8. Reports actions to superiors.

ELEMENT: S3 Section

TASK: Prepare Construction Estimates (05-1-0716)
(FM 5-412)

ITERATION: 1 2 3 4 5 M (Circle)

COMMANDER/LEADER ASSESSMENT: T P U (Circle)

CONDITIONS: The battalion receives a construction mission from higher headquarters (HQ). A mission statement, construction drawings, and specifications are included. Some iterations of this task should be performed in MOPP4.

TASK STANDARDS: The completed construction estimate includes a bill of material (BOM), equipment and personnel requirements, and a logic network diagram. The time required to perform this task is increased when conducting it in mission-oriented protection posture (MOPP) 4.

TASK STEPS AND PERFORMANCE MEASURES	GO	NO-GO
<p>* 1. The unit prepares a project activity list and a construction sequencing network.</p> <p>* 2. The unit prepares material estimates.</p> <ul style="list-style-type: none"> a. Planned project activities (work items) in detail. b. Used the construction drawings and specifications to compute quantities of materials, including a waste factor for each activity. c. Made material estimates on estimating work sheets. <p>* 3. The unit prepares equipment and personnel estimates.</p> <ul style="list-style-type: none"> a. Considered all available resources and construction methods. b. Determined work rates for activities in order of priority, experience, record, and references. c. Determined personnel effect of each activity. d. Determined equipment effort for each activity. e. Prepared a consolidated, itemized list of required equipment and personnel. f. Made equipment and personnel estimates on estimating work sheets. <p>* 4. The unit prepares the critical path method (CPM).</p> <ul style="list-style-type: none"> a. Determined the time duration based on equipment and personnel estimates. b. Determined the duration of the project from the CPM. c. Highlighted the critical path. d. Crashed the critical path if the calculated project completion was longer than the required project completion date. <p>NOTE: If the critical path cannot be crashed to meet the project completion date, the unit must request an extended project duration.</p> <p>5. The Operations and Training Officer (US Army) (S3) section presents the BOM, equipment and personnel requirements, and the CPM to higher headquarters (HQ).</p>		

TASK PERFORMANCE / EVALUATION SUMMARY BLOCK							
ITERATION	1	2	3	4	5	M	TOTAL
TOTAL TASK STEPS EVALUATED							
TOTAL TASK STEPS "GO"							
TRAINING STATUS "GO"/"NO-GO"							

"*" indicates a leader task step.

SUPPORTING INDIVIDUAL TASKS

Task Number	Task Title	References
052-227-3302	Direct Armored Combat Earthmover (ACE) Dozer/Scraper Operations	STP 5-12B24-SM-TG
052-256-3020	Interpret a Construction Print	STP 5-62G13-SM-TG
052-256-4141	Determine Events in a Construction Project	STP 5-62N34-SM-TG
052-256-4143	Schedule Work in a Construction Project	STP 5-62N34-SM-TG
052-256-4144	Execute a Quality Control Plan	STP 5-62N34-SM-TG

SUPPORTING COLLECTIVE TASKS: NONE

OPFOR TASKS AND STANDARDS

TASK: Defeat Obstacles (5-OPFOR-0009)

CONDITION: The opposing forces (OPFOR) element encounters an obstacle that blocks the avenue of approach as it advances upon the enemy forces.

STANDARD: The OPFOR element bypasses or breaches the enemy obstacle. 1. Detects the obstacle before halting its main body. 2. Defeats the obstacle. a. Bypasses the obstacle without entering the engagement areas. b. Breaches the obstacle within 45 minutes and passes its entire force through the obstacle. 3. Does not incur degradation to the point that the mission must be discontinued.

TASK: Disrupt a Route Reconnaissance (5-OPFOR-0021)

CONDITION: The enemy is conducting a route reconnaissance. The opposing forces (OPFOR) element is positioned along the enemy's route.

STANDARD: The OPFOR element attempts to disrupt a squad/section conducting a route reconnaissance. 1. Prevents the unit from meeting its specified time schedule. 2. Forces the unit to deviate from its specified route. 3. Prevents the unit from reaching its assigned destination. 4. Surprises the squad/section. 5. Inflicts casualties on the unit.

TASK: Conduct Terrorist and Saboteur Attacks (5-OPFOR-0005)

CONDITION: The opposing forces (OPFOR) element dispatches small teams into the enemy's rear area to disrupt combat service support (CSS) operations.

STANDARD: The enemy sustains disrupted command and control (C2), destroyed equipment and supplies, and light casualties. 1. Locates rear support bases and C2 facilities. 2. Delays and disrupts CSS operations through probes. 3. Infiltrates CSS bases to conduct sabotage and terrorist activities. 4. Inflicts light casualties. 5. Destroys supplies and equipment.

TASK: Disrupt a Net Control Station (NCS) (5-OPFOR-0019)

CONDITION: The enemy has established a NCS. The opposing forces (OPFOR) element has radio and jamming equipment.

STANDARD: The OPFOR element attempts to disrupt an NCS. 1. Attempts to locate the radio frequency that the unit is operating on. 2. Attempts to enter the radio net. 3. Attempts to issue "bogus" orders to a unit on the net. 4. Jams the radio frequency and forces the unit to go to an alternate frequency.

TASK: Disrupt Construction of Vehicle Fighting Positions (5-OPFOR-0020)

CONDITION: The opposing forces (OPFOR) element has located the enemy. The priority intelligence requirements (PIR) and other intelligence obtained by OPFOR patrols indicate the enemy is constructing vehicle fighting positions within its defensive area. The OPFOR element has automatic and antiarmor weapons and light mortars.

STANDARD: The OPFOR element attempts to disrupt the enemy's efforts to establish vehicle fighting positions. 1. Locates the defensive area. 2. Surprises the main body. 3. Penetrates the defensive area with squad-size probes. 4. Inflicts casualties on the unit. 5. Destroys vehicles. 6. Disrupts the unit's preparations (prevents or delays beyond the unit's allotted time).

TASK: Conduct an Aerial Reconnaissance (5-OPFOR-0010)

CONDITION: The opposing forces (OPFOR) headquarters (HQ) element requires intelligence on the locations and identification of the enemy elements. Aircraft is dispatched to take photographs and make a visual inspection of the enemy rear area.

STANDARD: The OPFOR element gathers photograph intelligence of the enemy. 1. Photographs the assigned sectors. 2. Makes quick visual checks where the ceiling is low. 3. Locates enemy positions in the area, particularly support and storage bases, and command and control (C2) facilities. 4. Sustains no loss of aircraft. 5. Reports priority intelligence requirements (PIR) and other information requirements to the OPFOR HQ.

TASK: Disrupt Defensive Preparations (5-OPFOR-0018)

CONDITION: The opposing forces (OPFOR) element has located the enemy. Priority intelligence requirements (PIR) and other intelligence requirements obtained by OPFOR patrols indicate that the enemy elements are establishing defensive positions. The OPFOR element has automatic and antiarmor weapons and light mortars.

STANDARD: The OPFOR element disrupts and delays the enemy's defensive preparations. 1. Locates and penetrates the enemy's security system. 2. Forces the enemy to delay defensive preparations. 3. Disrupts the enemy's obstacle preparations.

TASK: Disrupt Quarters Party Operations (5-OPFOR-0017)

CONDITION: The enemy is conducting quarters party operations. It has established an assembly area (AA) but has not moved in the main body.

STANDARD: The opposing forces (OPFOR) element attempts to disrupt quartering party operations and infiltrate the enemy's AA. 1. Locates the quartering party and the AA. 2. Surprises the main body. 3. Penetrates the AA with squad-size probes. 4. Inflicts personnel casualties and vehicle damage. 5. Disrupts the unit's preparations (prevents or delays beyond the unit's allotted time).

TASK: Disrupt Movement (5-OPFOR-0014)

CONDITION: The enemy is expected to move through the opposing forces (OPFOR) element's area of operations. The OPFOR element has received an operation order (OPORD) or fragmentary order (FRAGO) to disrupt enemy movement. The enemy has the capability to defend with direct fire and antiarmor weapons.

STANDARD: The OPFOR element delays enemy movement. 1. Delays the element. 2. Forces the element to deviate from its route. 3. Prevents the element from reaching its destination. 4. Surprises the element's main body.

TASK: Disrupt Enemy Movement and Operations Using Tactical Nuclear Weapons (5-OPFOR-0016)

CONDITION: The opposing forces (OPFOR) element has located the enemy. Priority intelligence requirements (PIR) and other intelligence requirements have been obtained by OPFOR patrols. Tactical nuclear weapons are employed against key locations in the rear area.

STANDARD: The OPFOR element disrupts enemy movement and operations. 1. Disrupts or delays the movement of the enemy's equipment and supplies to the forward areas. 2. Destroys enemy equipment and supplies. 3. Inflicts a high rate of nuclear casualties among the enemy forces. 4. Denies the enemy the use of specified areas. 5. Contaminates the enemy's equipment and supplies.

TASK: Disrupt Assembly Area (AA) Activities (5-OPFOR-0013)

CONDITION: Intelligence reports indicate that platoon- and company-size enemy units are operating in the opposing forces (OPFOR) area of operations. Enemy units can defend from AAs with direct fire, antiarmor weapons, and indirect fire. The enemy has close air support (CAS) and nuclear, biological, and chemical (NBC) capabilities.

STANDARD: The OPFOR element locates and disrupts the enemy's AA activities. 1. Locates the element's AA. 2. Probes the AA with squad- or team-size elements. 3. Inflicts more than 5 percent casualties on the element. 4. Disrupts the element's preparations (prevents or delays beyond the element's allotted time).

TASK: Disrupt Enemy Movement and Operations Using Persistent and Nonpersistent Chemical Weapons (5-OPFOR-0015)

CONDITION: The opposing forces (OPFOR) element has located the enemy. Priority intelligence requirements (PIR) and other intelligence requirements have been obtained by OPFOR patrols. The OPFOR units deliver chemical agents, by means of conventional artillery weapons or aircraft, along selected supply routes and key bases in the rear area.

STANDARD: The OPFOR element disrupts enemy movement and operations using persistent and nonpersistent chemical weapons. 1. Delivers chemical agents in low and densely wooded areas. 2. Delays the movement of enemy supplies and equipment to the forward areas. 3. Restricts the movement of the enemy units in the rear area. 4. Channels the movement of enemy units into predesignated ambush areas. 5. Contaminates enemy supplies and equipment. 6. Inflicts a high rate of casualties on enemy forces.

TASK: Counter Passage of Lines (5-OPFOR-0012)

CONDITION: Enemy forces are in defensive positions, but they are expected to attempt passage-of-lines operations. The opposing forces (OPFOR) received orders to disrupt enemy passage-of-lines operations.

STANDARD: The OPFOR element delays or prevents enemy passage of lines. 1. Delays the passage. 2. Prevents the company from moving all personnel through the stationary unit. 3. Engages the main body of either the moving or the stationary unit.

TASK: Conduct Air Attacks (5-OPFOR-0002)

CONDITION: The opposing forces (OPFOR) element in the rear area has forwarded the positions of the enemy support sites or the locations of moving elements. The OPFOR aircraft have been dispatched to attack enemy installations or convoys.

STANDARD: The OPFOR element attempts to delay, disrupt, or damage the enemy targets by air. 1. Locates the target (support sites or convoys). 2. Makes attack runs on the designated targets. 3. Inflicts heavy damage to the selected target. 4. Sustains no loss of aircraft. 5. Delays moving the force for more than one hour.

TASK: Surrender to the Capturing Unit on the Battlefield (5-OPFOR-0024)

CONDITION: The enemy has captured opposing forces (OPFOR) element's soldiers, documents, and equipment sensitive to the OPFOR tactical operations.

STANDARD: The OPFOR soldiers retain or destroy documents and equipment. The OPFOR element surrenders the documents and the equipment of no tactical use to the enemy and attempts to conceal or destroy items of tactical value. The OPFOR element attempts escape and evasion. 1. Prevents the successful capture of the documents and the equipment. 2. Destroys the documents and the equipment. 3. Removes identifying markings from the equipment. 4. Removes unit-identifying insignia. 5. Provides misleading information. 6. Plans an escape. 7. Delays movement to the nearest collection point. 8. Prevents safeguarding of the enemy prisoners of war (EPWs) in order to cause embarrassment to the United States (US).

TASK: Attack (5-OPFOR-0001)

CONDITION: The opposing forces (OPFOR) element has located the enemy. The priority intelligence requirements (PIR) and the other intelligence requirements have been obtained by OPFOR patrols. The OPFOR element has automatic and antiarmor weapons and light mortars.

STANDARD: The OPFOR element attempts to seize the terrain, the vehicles, or the equipment. 1. Develops an attack plan. 2. Surprises the enemy unit's main body. 3. Initiates the attack using a scheme of maneuver that exploits the enemy's flanks, gaps, and weaknesses. 4. Uses covered and concealed routes to approach the enemy forces' flanks, gaps, or weakly held areas. 5. Employs indirect fire to support the attack. 6. Penetrates enemy defenses. 7. Destroys the equipment and the supplies. 8. Inflicts heavy casualties. 9. Isolates the combat service support (CSS) base by blocking the reinforcements. 10. Forces the enemy units to displace. 11. Avoids being fixed in one position. 12. Withdraws before the CSS base is reinforced with tactical combat forces.

TASK: Conduct a Raid (5-OPFOR-0004)

CONDITION: The opposing forces (OPFOR) element has occupied an objective rally point and has orders to conduct a raid on a combat service support (CSS) base.

STANDARD: The OPFOR element infiltrates the enemy's base and destroys all of the targets. 1. Surprises the enemy forces. 2. Assaults the support base and accomplishes the assigned tasks. 3. Destroys the specified equipment and supplies. 4. Avoids being decisively engaged. 5. Withdraws all personnel from the objective areas within the time prescribed. 6. Obtains all priority intelligence requirements (PIR) from the raid site. 7. Sustains only light casualties from enemy fire.

TASK: Conduct Sniper Operations (5-OPFOR-0006)

CONDITION: The opposing forces (OPFOR) element has assigned snipers (regular or irregular elements) in the enemy's rear area along the main supply route (MSR) and near support sites.

STANDARD: The OPFOR element kills or wounds targets. 1. Sets up a well-concealed location. 2. Engages vehicle drivers or personnel on foot with short bursts of semiautomatic fire. 3. Kills or wounds selected targets. 4. Prevents the position from being discovered by enemy forces. 5. Evacuates the area without being spotted. 6. Reports all specified priority intelligence requirements (PIR) and other intelligence requirements to the OPFOR headquarters (HQ).

TASK: Defend a Minefield (5-OPFOR-0023)

CONDITION: The enemy is conducting a minefield sweeping operation. The opposing forces (OPFOR) element has a minefield placed in the enemy's path. The minefield is under constant observation and fire.

STANDARD: The OPFOR element defends a minefield against an enemy element conducting a minefield sweeping operation. 1. Prevents the unit from detecting the obstacle. 2. Disrupts the minefield sweeping operation. 3. Prevents the unit from conducting the minefield sweeping operation, prevents the unit from moving all personnel through the breach, or delays the completion of the minefield sweeping operation for more than 45 minutes.

TASK: Maintain Contact (5-OPFOR-0003)

CONDITION: The opposing forces (OPFOR) element is engaged with enemy base-defense forces. The enemy forces are withdrawing under pressure.

STANDARD: The OPFOR element maintains enemy contact while the enemy withdraws. 1. Engages the enemy forces decisively. 2. Advances the OPFOR as the enemy forces withdraw. 3. Inflicts heavy casualties. 4. Captures the members of the enemy force. 5. Captures documents and equipment. 6. Safeguards the captured documents, the equipment, and the personnel.

TASK: Disrupt an Engineer Reconnaissance (5-OPFOR-0022)

CONDITION: The enemy is conducting an engineer reconnaissance. The opposing forces (OPFOR) element is positioned along the enemy's route.

STANDARD: The OPFOR element disrupts an engineer reconnaissance. 1. Prevents the unit from meeting its specified time schedule. 2. Forces the unit to deviate from its specified route. 3. Prevents the unit from accomplishing its assigned engineer reconnaissance. 4. Surprises the unit conducting the reconnaissance.

TASK: Conduct an Attack (5-OPFOR-0008)

CONDITION: The enemy is conducting tactical operations. The opposing forces (OPFOR) element receives orders to attack the enemy, the area of occupation, or the main supply route (MSR) with smoke.

STANDARD: The OPFOR element disrupts the enemy's movement and smoke operations. 1. Determines the delivery method of the smoke attack. 2. Locates the target. 3. Delivers the smoke attack downwind. 4. Attacks the enemy with smoke, and surge attacks when the enemy responds to the smoke.

TASK: Conduct an Ambush (5-OPFOR-0007)

CONDITION: The enemy is moving in a convoy. The opposing forces (OPFOR) element is positioned along the enemy's route.

STANDARD: The OPFOR element inflicts casualties on the enemy and causes vehicle and equipment damage. 1. Prepares an ambush site before the element arrives. 2. Surprises march element forces. 3. Inflicts heavy casualties within the designated kill zone. 4. Inflicts heavy damage to the vehicles and the equipment within the designated kill zone. 5. Delays the march element from reaching a specified destination for a specified period of time. 6. Withdraws on order. 7. Sustains no casualties. 8. Reports actions to superiors.

ELEMENT: S3 Section

TASK: Site-Adapt a Standard Construction Design (05-1-0725)
 (TM 5-303) (TM 5-304)

ITERATION: 1 2 3 4 5 M (Circle)

COMMANDER/LEADER ASSESSMENT: T P U (Circle)

CONDITIONS: The battalion has been assigned a construction mission that requires site-adapting to meet existing conditions. Some iterations of this task should be performed in MOPP4.

TASK STANDARDS: Revised drawings and specifications of a standard design are prepared. If necessary, a construction change directive to subordinate companies is issued. The time required to perform this task is increased when conducting it in mission-oriented protection posture (MOPP) 4.

TASK STEPS AND PERFORMANCE MEASURES	GO	NO-GO
1. The Operations and Training Officer (S3) construction section prepares drawings and specifications. <ul style="list-style-type: none"> a. Reflected proper dimensions (United States [US] versus metric). b. Ensured that substitute and local materials were design compatible. c. Ensured structural integrity of the completed project. <ul style="list-style-type: none"> (1) Did not move or remove load-bearing columns or walls. (2) Did not add additional loads without increasing the strength of the structure. d. Incorporated local construction materials, codes, and specifications as required. e. Reduced or increased the standard design, as necessary. f. Used appropriate technical manuals (TMs) depending on the construction mission location. 2. The S3 construction section maximizes the use of existing roads, utilities, and facilities as they site-adapt the standard design. 3. The S3 ensures that quality control is maintained throughout the preparation of the drawings and specifications. 4. The S3 construction section ensures that adequate funding is available to execute the revised design, if applicable. 5. The S3 construction section issues construction change directives to subordinate companies, as required. 6. The battalion submits status reports as prescribed in the unit's standing operating procedure (SOP).		

TASK PERFORMANCE / EVALUATION SUMMARY BLOCK							
ITERATION	1	2	3	4	5	M	TOTAL
TOTAL TASK STEPS EVALUATED							
TOTAL TASK STEPS "GO"							
TRAINING STATUS "GO"/"NO-GO"							

"*" indicates a leader task step.

SUPPORTING INDIVIDUAL TASKS

Task Number	Task Title	References
052-239-3031	Annotate Construction Print Indicating "As Built"	STP 5-51H34-SM-TG

SUPPORTING COLLECTIVE TASKS: NONE**OPFOR TASKS AND STANDARDS**

TASK: Defeat Obstacles (5-OPFOR-0009)

CONDITION: The opposing forces (OPFOR) element encounters an obstacle that blocks the avenue of approach as it advances upon the enemy forces.

STANDARD: The OPFOR element bypasses or breaches the enemy obstacle. 1. Detects the obstacle before halting its main body. 2. Defeats the obstacle. a. Bypasses the obstacle without entering the engagement areas. b. Breaches the obstacle within 45 minutes and passes its entire force through the obstacle. 3. Does not incur degradation to the point that the mission must be discontinued.

TASK: Disrupt a Route Reconnaissance (5-OPFOR-0021)

CONDITION: The enemy is conducting a route reconnaissance. The opposing forces (OPFOR) element is positioned along the enemy's route.

STANDARD: The OPFOR element attempts to disrupt a squad/section conducting a route reconnaissance. 1. Prevents the unit from meeting its specified time schedule. 2. Forces the unit to deviate from its specified route. 3. Prevents the unit from reaching its assigned destination. 4. Surprises the squad/section. 5. Inflicts casualties on the unit.

TASK: Conduct Terrorist and Saboteur Attacks (5-OPFOR-0005)

CONDITION: The opposing forces (OPFOR) element dispatches small teams into the enemy's rear area to disrupt combat service support (CSS) operations.

STANDARD: The enemy sustains disrupted command and control (C2), destroyed equipment and supplies, and light casualties. 1. Locates rear support bases and C2 facilities. 2. Delays and disrupts CSS operations through probes. 3. Infiltrates CSS bases to conduct sabotage and terrorist activities. 4. Inflicts light casualties. 5. Destroys supplies and equipment.

TASK: Disrupt a Net Control Station (NCS) (5-OPFOR-0019)

CONDITION: The enemy has established a NCS. The opposing forces (OPFOR) element has radio and jamming equipment.

STANDARD: The OPFOR element attempts to disrupt an NCS. 1. Attempts to locate the radio frequency that the unit is operating on. 2. Attempts to enter the radio net. 3. Attempts to issue "bogus" orders to a unit on the net. 4. Jams the radio frequency and forces the unit to go to an alternate frequency.

TASK: Disrupt Construction of Vehicle Fighting Positions (5-OPFOR-0020)

CONDITION: The opposing forces (OPFOR) element has located the enemy. The priority intelligence requirements (PIR) and other intelligence obtained by OPFOR patrols indicate the enemy is constructing vehicle fighting positions within its defensive area. The OPFOR element has automatic and antiarmor weapons and light mortars.

STANDARD: The OPFOR element attempts to disrupt the enemy's efforts to establish vehicle fighting positions. 1. Locates the defensive area. 2. Surprises the main body. 3. Penetrates the defensive area with squad-size probes. 4. Inflicts casualties on the unit. 5. Destroys vehicles. 6. Disrupts the unit's preparations (prevents or delays beyond the unit's allotted time).

TASK: Conduct an Aerial Reconnaissance (5-OPFOR-0010)

CONDITION: The opposing forces (OPFOR) headquarters (HQ) element requires intelligence on the locations and identification of the enemy elements. Aircraft is dispatched to take photographs and make a visual inspection of the enemy rear area.

STANDARD: The OPFOR element gathers photograph intelligence of the enemy. 1. Photographs the assigned sectors. 2. Makes quick visual checks where the ceiling is low. 3. Locates enemy positions in the area, particularly support and storage bases, and command and control (C2) facilities. 4. Sustains no loss of aircraft. 5. Reports priority intelligence requirements (PIR) and other information requirements to the OPFOR HQ.

TASK: Disrupt Defensive Preparations (5-OPFOR-0018)

CONDITION: The opposing forces (OPFOR) element has located the enemy. Priority intelligence requirements (PIR) and other intelligence requirements obtained by OPFOR patrols indicate that the enemy elements are establishing defensive positions. The OPFOR element has automatic and antiarmor weapons and light mortars.

STANDARD: The OPFOR element disrupts and delays the enemy's defensive preparations. 1. Locates and penetrates the enemy's security system. 2. Forces the enemy to delay defensive preparations. 3. Disrupts the enemy's obstacle preparations.

TASK: Disrupt Quartering Party Operations (5-OPFOR-0017)

CONDITION: The enemy is conducting quartering party operations. It has established an assembly area (AA) but has not moved in the main body.

STANDARD: The opposing forces (OPFOR) element attempts to disrupt quartering party operations and infiltrate the enemy's AA. 1. Locates the quartering party and the AA. 2. Surprises the main body. 3. Penetrates the AA with squad-size probes. 4. Inflicts personnel casualties and vehicle damage. 5. Disrupts the unit's preparations (prevents or delays beyond the unit's allotted time).

TASK: Disrupt Movement (5-OPFOR-0014)

CONDITION: The enemy is expected to move through the opposing forces (OPFOR) element's area of operations. The OPFOR element has received an operation order (OPORD) or fragmentary order (FRAGO) to disrupt enemy movement. The enemy has the capability to defend with direct fire and antiarmor weapons.

STANDARD: The OPFOR element delays enemy movement. 1. Delays the element. 2. Forces the element to deviate from its route. 3. Prevents the element from reaching its destination. 4. Surprises the element's main body.

TASK: Disrupt Enemy Movement and Operations Using Tactical Nuclear Weapons (5-OPFOR-0016)

CONDITION: The opposing forces (OPFOR) element has located the enemy. Priority intelligence requirements (PIR) and other intelligence requirements have been obtained by OPFOR patrols. Tactical nuclear weapons are employed against key locations in the rear area.

STANDARD: The OPFOR element disrupts enemy movement and operations. 1. Disrupts or delays the movement of the enemy's equipment and supplies to the forward areas. 2. Destroys enemy equipment and supplies. 3. Inflicts a high rate of nuclear casualties among the enemy forces. 4. Denies the enemy the use of specified areas. 5. Contaminates the enemy's equipment and supplies.

TASK: Disrupt Assembly Area (AA) Activities (5-OPFOR-0013)

CONDITION: Intelligence reports indicate that platoon- and company-size enemy units are operating in the opposing forces (OPFOR) area of operations. Enemy units can defend from AAs with direct fire, antiarmor weapons, and indirect fire. The enemy has close air support (CAS) and nuclear, biological, and chemical (NBC) capabilities.

STANDARD: The OPFOR element locates and disrupts the enemy's AA activities. 1. Locates the element's AA. 2. Probes the AA with squad- or team-size elements. 3. Inflicts more than 5 percent casualties on the element. 4. Disrupts the element's preparations (prevents or delays beyond the element's allotted time).

TASK: Disrupt Enemy Movement and Operations Using Persistent and Nonpersistent Chemical Weapons (5-OPFOR-0015)

CONDITION: The opposing forces (OPFOR) element has located the enemy. Priority intelligence requirements (PIR) and other intelligence requirements have been obtained by OPFOR patrols. The OPFOR units deliver chemical agents, by means of conventional artillery weapons or aircraft, along selected supply routes and key bases in the rear area.

STANDARD: The OPFOR element disrupts enemy movement and operations using persistent and nonpersistent chemical weapons. 1. Delivers chemical agents in low and densely wooded areas. 2. Delays the movement of enemy supplies and equipment to the forward areas. 3. Restricts the movement of the enemy units in the rear area. 4. Channels the movement of enemy units into predesignated ambush areas. 5. Contaminates enemy supplies and equipment. 6. Inflicts a high rate of casualties on enemy forces.

TASK: Counter Passage of Lines (5-OPFOR-0012)

CONDITION: Enemy forces are in defensive positions, but they are expected to attempt passage-of-lines operations. The opposing forces (OPFOR) received orders to disrupt enemy passage-of-lines operations.

STANDARD: The OPFOR element delays or prevents enemy passage of lines. 1. Delays the passage. 2. Prevents the company from moving all personnel through the stationary unit. 3. Engages the main body of either the moving or the stationary unit.

TASK: Conduct a Raid (5-OPFOR-0004)

CONDITION: The opposing forces (OPFOR) element has occupied an objective rally point and has orders to conduct a raid on a combat service support (CSS) base.

STANDARD: The OPFOR element infiltrates the enemy's base and destroys all of the targets. 1. Surprises the enemy forces. 2. Assaults the support base and accomplishes the assigned tasks. 3. Destroys the specified equipment and supplies. 4. Avoids being decisively engaged. 5. Withdraws all personnel from the objective areas within the time prescribed. 6. Obtains all priority intelligence requirements (PIR) from the raid site. 7. Sustains only light casualties from enemy fire.

TASK: Conduct Air Attacks (5-OPFOR-0002)

CONDITION: The opposing forces (OPFOR) element in the rear area has forwarded the positions of the enemy support sites or the locations of moving elements. The OPFOR aircraft have been dispatched to attack enemy installations or convoys.

STANDARD: The OPFOR element attempts to delay, disrupt, or damage the enemy targets by air. 1. Locates the target (support sites or convoys). 2. Makes attack runs on the designated targets. 3. Inflicts heavy damage to the selected target. 4. Sustains no loss of aircraft. 5. Delays moving the force for more than one hour.

TASK: Surrender to the Capturing Unit on the Battlefield (5-OPFOR-0024)

CONDITION: The enemy has captured opposing forces (OPFOR) element's soldiers, documents, and equipment sensitive to the OPFOR tactical operations.

STANDARD: The OPFOR soldiers retain or destroy documents and equipment. The OPFOR element surrenders the documents and the equipment of no tactical use to the enemy and attempts to conceal or destroy items of tactical value. The OPFOR element attempts escape and evasion. 1. Prevents the successful capture of the documents and the equipment. 2. Destroys the documents and the equipment. 3. Removes identifying markings from the equipment. 4. Removes unit-identifying insignia. 5. Provides misleading information. 6. Plans an escape. 7. Delays movement to the nearest collection point. 8. Prevents safeguarding of the enemy prisoners of war (EPWs) in order to cause embarrassment to the United States (US).

TASK: Attack (5-OPFOR-0001)

CONDITION: The opposing forces (OPFOR) element has located the enemy. The priority intelligence requirements (PIR) and the other intelligence requirements have been obtained by OPFOR patrols. The OPFOR element has automatic and antiarmor weapons and light mortars.

STANDARD: The OPFOR element attempts to seize the terrain, the vehicles, or the equipment. 1. Develops an attack plan. 2. Surprises the enemy unit's main body. 3. Initiates the attack using a scheme of maneuver that exploits the enemy's flanks, gaps, and weaknesses. 4. Uses covered and concealed routes to approach the enemy forces' flanks, gaps, or weakly held areas. 5. Employs indirect fire to support the attack. 6. Penetrates enemy defenses. 7. Destroys the equipment and the supplies. 8. Inflicts heavy casualties. 9. Isolates the combat service support (CSS) base by blocking the reinforcements. 10. Forces the enemy units to displace. 11. Avoids being fixed in one position. 12. Withdraws before the CSS base is reinforced with tactical combat forces.

TASK: Conduct Sniper Operations (5-OPFOR-0006)

CONDITION: The opposing forces (OPFOR) element has assigned snipers (regular or irregular elements) in the enemy's rear area along the main supply route (MSR) and near support sites.

STANDARD: The OPFOR element kills or wounds targets. 1. Sets up a well-concealed location. 2. Engages vehicle drivers or personnel on foot with short bursts of semiautomatic fire. 3. Kills or wounds selected targets. 4. Prevents the position from being discovered by enemy forces. 5. Evacuates the area without being spotted. 6. Reports all specified priority intelligence requirements (PIR) and other intelligence requirements to the OPFOR headquarters (HQ).

TASK: Defend a Minefield (5-OPFOR-0023)

CONDITION: The enemy is conducting a minefield sweeping operation. The opposing forces (OPFOR) element has a minefield placed in the enemy's path. The minefield is under constant observation and fire.

STANDARD: The OPFOR element defends a minefield against an enemy element conducting a minefield sweeping operation. 1. Prevents the unit from detecting the obstacle. 2. Disrupts the minefield sweeping operation. 3. Prevents the unit from conducting the minefield sweeping operation, prevents the unit from moving all personnel through the breach, or delays the completion of the minefield sweeping operation for more than 45 minutes.

TASK: Maintain Contact (5-OPFOR-0003)

CONDITION: The opposing forces (OPFOR) element is engaged with enemy base-defense forces. The enemy forces are withdrawing under pressure.

STANDARD: The OPFOR element maintains enemy contact while the enemy withdraws. 1. Engages the enemy forces decisively. 2. Advances the OPFOR as the enemy forces withdraw. 3. Inflicts heavy casualties. 4. Captures the members of the enemy force. 5. Captures documents and equipment. 6. Safeguards the captured documents, the equipment, and the personnel.

TASK: Disrupt an Engineer Reconnaissance (5-OPFOR-0022)

CONDITION: The enemy is conducting an engineer reconnaissance. The opposing forces (OPFOR) element is positioned along the enemy's route.

STANDARD: The OPFOR element disrupts an engineer reconnaissance. 1. Prevents the unit from meeting its specified time schedule. 2. Forces the unit to deviate from its specified route. 3. Prevents the unit from accomplishing its assigned engineer reconnaissance. 4. Surprises the unit conducting the reconnaissance.

TASK: Conduct an Attack (5-OPFOR-0008)

CONDITION: The enemy is conducting tactical operations. The opposing forces (OPFOR) element receives orders to attack the enemy, the area of occupation, or the main supply route (MSR) with smoke.

STANDARD: The OPFOR element disrupts the enemy's movement and smoke operations. 1. Determines the delivery method of the smoke attack. 2. Locates the target. 3. Delivers the smoke attack downwind. 4. Attacks the enemy with smoke, and surge attacks when the enemy responds to the smoke.

TASK: Conduct an Ambush (5-OPFOR-0007)

CONDITION: The enemy is moving in a convoy. The opposing forces (OPFOR) element is positioned along the enemy's route.

STANDARD: The OPFOR element inflicts casualties on the enemy and causes vehicle and equipment damage. 1. Prepares an ambush site before the element arrives. 2. Surprises march element forces. 3. Inflicts heavy casualties within the designated kill zone. 4. Inflicts heavy damage to the vehicles and the equipment within the designated kill zone. 5. Delays the march element from reaching a specified destination for a specified period of time. 6. Withdraws on order. 7. Sustains no casualties. 8. Reports actions to superiors.

ELEMENT: S3 Section

TASK: Prepare Air Base Damage Repair Estimate (05-1-0732)
(TC 5-340)

ITERATION: 1 2 3 4 5 M (Circle)

COMMANDER/LEADER ASSESSMENT: T P U (Circle)

CONDITIONS: The unit has been directed to assist in emergency and beyond-emergency repair of a war-damaged air base. Some iterations of this task should be performed in MOPP4.

TASK STANDARDS: The Operations and Training Officer (US Army) (S3) section prepares an area damage report (ADR) estimate to include a bill of materials (BOM) and an equipment and manpower estimate. The section prepares a critical path method (CPM) for major projects. The time required to perform this task is increased when conducting it in mission-oriented protection posture (MOPP) 4.

TASK STEPS AND PERFORMANCE MEASURES	GO	NO-GO
<p>* 1. The S3 sends an assessment team to identify the damage and repair requirements.</p> <ul style="list-style-type: none"> a. Comprised an assessment team of at least two personnel, one from the S3 section, and one from the unit designated to provide ADR support. b. Ensured that personnel were qualified by military occupational specialty (MOS) or experience to make a valid estimate of the required repair. <p>2. The assessment team identifies the extent of damage and estimates repair requirements. The team coordinates with the Air Force damage control center on the Air Force base.</p> <ul style="list-style-type: none"> a. Identified the extent of the damage. b. Identified the extent of the repair required. c. Communicated repair requirements as soon as they were determined to reduce disruption caused by the damage. <p>* 3. The S3 establishes a communications link with the air base.</p> <p>* 4. A liaison officer coordinates the engineer unit plans with the ADR requirements of the supported air base.</p> <p>* 5. The battalion staff prepares an air base damage repair estimate.</p> <p>NOTE: The timing of emergency repairs is critical since only 4 hours is allowed.</p> <ul style="list-style-type: none"> a. Identified and prioritized ADR tasks. b. Determined required specialized support that was beyond the battalion's capability. c. Identified the host nation and other support units required or available. d. Identified other requirements, as appropriate. e. Prepared a BOM, repair estimate, and a CPM (for major projects). f. Submitted request for materials, as required. g. Requested required assets from higher echelons, as required, and coordinated the linkup. <p>6. The assessment team finalizes the ADR estimate and submits it to higher headquarters (HQ).</p>		

TASK PERFORMANCE / EVALUATION SUMMARY BLOCK							
ITERATION	1	2	3	4	5	M	TOTAL
TOTAL TASK STEPS EVALUATED							
TOTAL TASK STEPS "GO"							
TRAINING STATUS "GO"/"NO-GO"							

"*" indicates a leader task step.

SUPPORTING INDIVIDUAL TASKS

Task Number	Task Title	References
052-256-4141	Determine Events in a Construction Project	STP 5-62N34-SM-TG

SUPPORTING COLLECTIVE TASKS: NONE

OPFOR TASKS AND STANDARDS

TASK: Surrender to the Capturing Unit on the Battlefield (5-OPFOR-0024)

CONDITION: The enemy has captured opposing forces (OPFOR) element's soldiers, documents, and equipment sensitive to the OPFOR tactical operations.

STANDARD: The OPFOR soldiers retain or destroy documents and equipment. The OPFOR element surrenders the documents and the equipment of no tactical use to the enemy and attempts to conceal or destroy items of tactical value. The OPFOR element attempts escape and evasion. 1. Prevents the successful capture of the documents and the equipment. 2. Destroys the documents and the equipment. 3. Removes identifying markings from the equipment. 4. Removes unit-identifying insignia. 5. Provides misleading information. 6. Plans an escape. 7. Delays movement to the nearest collection point. 8. Prevents safeguarding of the enemy prisoners of war (EPWs) in order to cause embarrassment to the United States (US).

TASK: Defeat Obstacles (5-OPFOR-0009)

CONDITION: The opposing forces (OPFOR) element encounters an obstacle that blocks the avenue of approach as it advances upon the enemy forces.

STANDARD: The OPFOR element bypasses or breaches the enemy obstacle. 1. Detects the obstacle before halting its main body. 2. Defeats the obstacle. a. Bypasses the obstacle without entering the engagement areas. b. Breaches the obstacle within 45 minutes and passes its entire force through the obstacle. 3. Does not incur degradation to the point that the mission must be discontinued.

TASK: Disrupt a Route Reconnaissance (5-OPFOR-0021)

CONDITION: The enemy is conducting a route reconnaissance. The opposing forces (OPFOR) element is positioned along the enemy's route.

STANDARD: The OPFOR element attempts to disrupt a squad/section conducting a route reconnaissance. 1. Prevents the unit from meeting its specified time schedule. 2. Forces the unit to deviate from its specified route. 3. Prevents the unit from reaching its assigned destination. 4. Surprises the squad/section. 5. Inflicts casualties on the unit.

TASK: Conduct Terrorist and Saboteur Attacks (5-OPFOR-0005)

CONDITION: The opposing forces (OPFOR) element dispatches small teams into the enemy's rear area to disrupt combat service support (CSS) operations.

STANDARD: The enemy sustains disrupted command and control (C2), destroyed equipment and supplies, and light casualties. 1. Locates rear support bases and C2 facilities. 2. Delays and disrupts CSS operations through probes. 3. Infiltrates CSS bases to conduct sabotage and terrorist activities. 4. Inflicts light casualties. 5. Destroys supplies and equipment.

TASK: Disrupt a Net Control Station (NCS) (5-OPFOR-0019)

CONDITION: The enemy has established a NCS. The opposing forces (OPFOR) element has radio and jamming equipment.

STANDARD: The OPFOR element attempts to disrupt an NCS. 1. Attempts to locate the radio frequency that the unit is operating on. 2. Attempts to enter the radio net. 3. Attempts to issue "bogus" orders to a unit on the net. 4. Jams the radio frequency and forces the unit to go to an alternate frequency.

TASK: Disrupt Construction of Vehicle Fighting Positions (5-OPFOR-0020)

CONDITION: The opposing forces (OPFOR) element has located the enemy. The priority intelligence requirements (PIR) and other intelligence obtained by OPFOR patrols indicate the enemy is constructing vehicle fighting positions within its defensive area. The OPFOR element has automatic and antiarmor weapons and light mortars.

STANDARD: The OPFOR element attempts to disrupt the enemy's efforts to establish vehicle fighting positions. 1. Locates the defensive area. 2. Surprises the main body. 3. Penetrates the defensive area with squad-size probes. 4. Inflicts casualties on the unit. 5. Destroys vehicles. 6. Disrupts the unit's preparations (prevents or delays beyond the unit's allotted time).

TASK: Conduct an Aerial Reconnaissance (5-OPFOR-0010)

CONDITION: The opposing forces (OPFOR) headquarters (HQ) element requires intelligence on the locations and identification of the enemy elements. Aircraft is dispatched to take photographs and make a visual inspection of the enemy rear area.

STANDARD: The OPFOR element gathers photograph intelligence of the enemy. 1. Photographs the assigned sectors. 2. Makes quick visual checks where the ceiling is low. 3. Locates enemy positions in the area, particularly support and storage bases, and command and control (C2) facilities. 4. Sustains no loss of aircraft. 5. Reports priority intelligence requirements (PIR) and other information requirements to the OPFOR HQ.

TASK: Disrupt Defensive Preparations (5-OPFOR-0018)

CONDITION: The opposing forces (OPFOR) element has located the enemy. Priority intelligence requirements (PIR) and other intelligence requirements obtained by OPFOR patrols indicate that the enemy elements are establishing defensive positions. The OPFOR element has automatic and antiarmor weapons and light mortars.

STANDARD: The OPFOR element disrupts and delays the enemy's defensive preparations. 1. Locates and penetrates the enemy's security system. 2. Forces the enemy to delay defensive preparations. 3. Disrupts the enemy's obstacle preparations.

TASK: Disrupt Quartering Party Operations (5-OPFOR-0017)

CONDITION: The enemy is conducting quartering party operations. It has established an assembly area (AA) but has not moved in the main body.

STANDARD: The opposing forces (OPFOR) element attempts to disrupt quartering party operations and infiltrate the enemy's AA. 1. Locates the quartering party and the AA. 2. Surprises the main body. 3. Penetrates the AA with squad-size probes. 4. Inflicts personnel casualties and vehicle damage. 5. Disrupts the unit's preparations (prevents or delays beyond the unit's allotted time).

TASK: Disrupt Movement (5-OPFOR-0014)

CONDITION: The enemy is expected to move through the opposing forces (OPFOR) element's area of operations. The OPFOR element has received an operation order (OPORD) or fragmentary order (FRAGO) to disrupt enemy movement. The enemy has the capability to defend with direct fire and antiarmor weapons.

STANDARD: The OPFOR element delays enemy movement. 1. Delays the element. 2. Forces the element to deviate from its route. 3. Prevents the element from reaching its destination. 4. Surprises the element's main body.

TASK: Disrupt Enemy Movement and Operations Using Tactical Nuclear Weapons (5-OPFOR-0016)

CONDITION: The opposing forces (OPFOR) element has located the enemy. Priority intelligence requirements (PIR) and other intelligence requirements have been obtained by OPFOR patrols. Tactical nuclear weapons are employed against key locations in the rear area.

STANDARD: The OPFOR element disrupts enemy movement and operations. 1. Disrupts or delays the movement of the enemy's equipment and supplies to the forward areas. 2. Destroys enemy equipment and supplies. 3. Inflicts a high rate of nuclear casualties among the enemy forces. 4. Denies the enemy the use of specified areas. 5. Contaminates the enemy's equipment and supplies.

TASK: Disrupt Assembly Area (AA) Activities (5-OPFOR-0013)

CONDITION: Intelligence reports indicate that platoon- and company-size enemy units are operating in the opposing forces (OPFOR) area of operations. Enemy units can defend from AAs with direct fire, antiarmor weapons, and indirect fire. The enemy has close air support (CAS) and nuclear, biological, and chemical (NBC) capabilities.

STANDARD: The OPFOR element locates and disrupts the enemy's AA activities. 1. Locates the element's AA. 2. Probes the AA with squad- or team-size elements. 3. Inflicts more than 5 percent casualties on the element. 4. Disrupts the element's preparations (prevents or delays beyond the element's allotted time).

TASK: Disrupt Enemy Movement and Operations Using Persistent and Nonpersistent Chemical Weapons (5-OPFOR-0015)

CONDITION: The opposing forces (OPFOR) element has located the enemy. Priority intelligence requirements (PIR) and other intelligence requirements have been obtained by OPFOR patrols. The OPFOR units deliver chemical agents, by means of conventional artillery weapons or aircraft, along selected supply routes and key bases in the rear area.

STANDARD: The OPFOR element disrupts enemy movement and operations using persistent and nonpersistent chemical weapons. 1. Delivers chemical agents in low and densely wooded areas. 2. Delays the movement of enemy supplies and equipment to the forward areas. 3. Restricts the movement of the enemy units in the rear area. 4. Channels the movement of enemy units into predesignated ambush areas. 5. Contaminates enemy supplies and equipment. 6. Inflicts a high rate of casualties on enemy forces.

TASK: Counter Passage of Lines (5-OPFOR-0012)

CONDITION: Enemy forces are in defensive positions, but they are expected to attempt passage-of-lines operations. The opposing forces (OPFOR) received orders to disrupt enemy passage-of-lines operations.

STANDARD: The OPFOR element delays or prevents enemy passage of lines. 1. Delays the passage. 2. Prevents the company from moving all personnel through the stationary unit. 3. Engages the main body of either the moving or the stationary unit.

TASK: Conduct a Raid (5-OPFOR-0004)

CONDITION: The opposing forces (OPFOR) element has occupied an objective rally point and has orders to conduct a raid on a combat service support (CSS) base.

STANDARD: The OPFOR element infiltrates the enemy's base and destroys all of the targets. 1. Surprises the enemy forces. 2. Assaults the support base and accomplishes the assigned tasks. 3. Destroys the specified equipment and supplies. 4. Avoids being decisively engaged. 5. Withdraws all personnel from the objective areas within the time prescribed. 6. Obtains all priority intelligence requirements (PIR) from the raid site. 7. Sustains only light casualties from enemy fire.

TASK: Conduct Air Attacks (5-OPFOR-0002)

CONDITION: The opposing forces (OPFOR) element in the rear area has forwarded the positions of the enemy support sites or the locations of moving elements. The OPFOR aircraft have been dispatched to attack enemy installations or convoys.

STANDARD: The OPFOR element attempts to delay, disrupt, or damage the enemy targets by air. 1. Locates the target (support sites or convoys). 2. Makes attack runs on the designated targets. 3. Inflicts heavy damage to the selected target. 4. Sustains no loss of aircraft. 5. Delays moving the force for more than one hour.

TASK: Attack (5-OPFOR-0001)

CONDITION: The opposing forces (OPFOR) element has located the enemy. The priority intelligence requirements (PIR) and the other intelligence requirements have been obtained by OPFOR patrols. The OPFOR element has automatic and antiarmor weapons and light mortars.

STANDARD: The OPFOR element attempts to seize the terrain, the vehicles, or the equipment. 1. Develops an attack plan. 2. Surprises the enemy unit's main body. 3. Initiates the attack using a scheme of maneuver that exploits the enemy's flanks, gaps, and weaknesses. 4. Uses covered and concealed routes to approach the enemy forces' flanks, gaps, or weakly held areas. 5. Employs indirect fire to support the attack. 6. Penetrates enemy defenses. 7. Destroys the equipment and the supplies. 8. Inflicts heavy casualties. 9. Isolates the combat service support (CSS) base by blocking the reinforcements. 10. Forces the enemy units to displace. 11. Avoids being fixed in one position. 12. Withdraws before the CSS base is reinforced with tactical combat forces.

TASK: Conduct Sniper Operations (5-OPFOR-0006)

CONDITION: The opposing forces (OPFOR) element has assigned snipers (regular or irregular elements) in the enemy's rear area along the main supply route (MSR) and near support sites.

STANDARD: The OPFOR element kills or wounds targets. 1. Sets up a well-concealed location. 2. Engages vehicle drivers or personnel on foot with short bursts of semiautomatic fire. 3. Kills or wounds selected targets. 4. Prevents the position from being discovered by enemy forces. 5. Evacuates the area without being spotted. 6. Reports all specified priority intelligence requirements (PIR) and other intelligence requirements to the OPFOR headquarters (HQ).

TASK: Defend a Minefield (5-OPFOR-0023)

CONDITION: The enemy is conducting a minefield sweeping operation. The opposing forces (OPFOR) element has a minefield placed in the enemy's path. The minefield is under constant observation and fire.

STANDARD: The OPFOR element defends a minefield against an enemy element conducting a minefield sweeping operation. 1. Prevents the unit from detecting the obstacle. 2. Disrupts the minefield sweeping operation. 3. Prevents the unit from conducting the minefield sweeping operation, prevents the unit from moving all personnel through the breach, or delays the completion of the minefield sweeping operation for more than 45 minutes.

TASK: Maintain Contact (5-OPFOR-0003)

CONDITION: The opposing forces (OPFOR) element is engaged with enemy base-defense forces. The enemy forces are withdrawing under pressure.

STANDARD: The OPFOR element maintains enemy contact while the enemy withdraws. 1. Engages the enemy forces decisively. 2. Advances the OPFOR as the enemy forces withdraw. 3. Inflicts heavy casualties. 4. Captures the members of the enemy force. 5. Captures documents and equipment. 6. Safeguards the captured documents, the equipment, and the personnel.

TASK: Disrupt an Engineer Reconnaissance (5-OPFOR-0022)

CONDITION: The enemy is conducting an engineer reconnaissance. The opposing forces (OPFOR) element is positioned along the enemy's route.

STANDARD: The OPFOR element disrupts an engineer reconnaissance. 1. Prevents the unit from meeting its specified time schedule. 2. Forces the unit to deviate from its specified route. 3. Prevents the unit from accomplishing its assigned engineer reconnaissance. 4. Surprises the unit conducting the reconnaissance.

TASK: Conduct an Attack (5-OPFOR-0008)

CONDITION: The enemy is conducting tactical operations. The opposing forces (OPFOR) element receives orders to attack the enemy, the area of occupation, or the main supply route (MSR) with smoke.

STANDARD: The OPFOR element disrupts the enemy's movement and smoke operations. 1. Determines the delivery method of the smoke attack. 2. Locates the target. 3. Delivers the smoke attack downwind. 4. Attacks the enemy with smoke, and surge attacks when the enemy responds to the smoke.

TASK: Conduct an Ambush (5-OPFOR-0007)

CONDITION: The enemy is moving in a convoy. The opposing forces (OPFOR) element is positioned along the enemy's route.

STANDARD: The OPFOR element inflicts casualties on the enemy and causes vehicle and equipment damage. 1. Prepares an ambush site before the element arrives. 2. Surprises march element forces. 3. Inflicts heavy casualties within the designated kill zone. 4. Inflicts heavy damage to the vehicles and the equipment within the designated kill zone. 5. Delays the march element from reaching a specified destination for a specified period of time. 6. Withdraws on order. 7. Sustains no casualties. 8. Reports actions to superiors.

ELEMENT: S4 Section

TASK: Conduct Logistics Operations (05-1-1000)
 (FM 10-27-4) (AR 220-15) (AR 710-2)
 (DA PAM 710-2-1) (FM 101-5) (FM 10-23)

ITERATION: 1 2 3 4 5 M (Circle)

COMMANDER/LEADER ASSESSMENT: T P U (Circle)

CONDITIONS: The battalion has deployed to a field location. The Supply Officer (US Army) (S4) section is operational and has all required plans, standing operating procedures (SOPs), forms, manuals, and equipment. Digital units have performed functionality checks, and systems are operational. Some iterations of this task should be performed in MOPP4.

TASK STANDARDS: The S4 section provides logistical support for continuous operations without degrading the battalion's ability to perform the mission due to inadequate logistics operations. Digital units send and receive orders/reports using frequency-modulated (FM) or digital means. The time required to perform this task is increased when conducting it in mission-oriented protection posture (MOPP) 4.

TASK STEPS AND PERFORMANCE MEASURES	GO	NO-GO
<ol style="list-style-type: none"> 1. The S4 section maintains Department of the Army (DA) Form 1594 according to Army Regulation (AR) 220-15. <ol style="list-style-type: none"> a. Opened and closed the journal daily according to the unit's SOP. b. Made entries pertaining to significant events, information, messages, and documents. c. Reviewed the entries for correctness. 2. The S4 section serves as the primary staff section for logistical support, using AR 710-2, DA Pamphlet (PAM) 710-2-1, and the section's SOP as guidelines. NOTE: Digital units conduct operations and send and receive requests using digital systems according to the unit's tactical standing operating procedure (TACSOP). <ol style="list-style-type: none"> a. Provided detailed information on supply matters. b. Supervised and monitored the requisition, receipt, storage, and distribution of supplies and equipment (except Class VIII items). c. Supervised and monitored property accounting procedures. d. Planned and supervised logistics execution and the service support portion of plans and orders. e. Supervised and monitored supply and maintenance records procedures. f. Prepared forecasts for Class III and Class V items and maintained data on their use. g. Coordinated with the Operations and Training Officer (US Army) (S3) for training of supply personnel. h. Maintained the battalion property book. i. Established material storage areas containing vehicle turnarounds. j. Camouflaged areas according to the tactical situation. 3. The S4 section serves as the principal staff section for services, using Field Manual (FM) 10-23 as a guideline. <ol style="list-style-type: none"> a. Maintained and monitored food service operations. b. Coordinated field feeding operations. c. Prepared the battalion's feeding plan. d. Inspected field feeding operations for enforcement of the sanitation regulations. 		

TASK STEPS AND PERFORMANCE MEASURES	GO	NO-GO
<p>4. The S4 section serves as the principal staff section for other supply actions according to standards listed below.</p> <ul style="list-style-type: none"> a. Made arrangements for the receipt, storage, and issue of organizational clothing and individual equipment. b. Coordinated and monitored unit laundry support services. c. Selected the general location of service support areas. d. Coordinated and monitored the use of clothing exchange and bath points. e. Maintained data on the number of personnel requiring services and the dates and times services were offered. f. Designated collection points for salvage turn-in. g. Controlled the disposition of salvage. h. Coordinated the transportation of deceased personnel. i. Ensured that all quartermaster items issued to the unit were on hand and serviceable. <p>* 5. The battalion maintenance officer (BMO) serves as the principal staff officer for maintenance through the S4 section.</p> <ul style="list-style-type: none"> a. Supervised the battalion maintenance program. b. Monitored maintenance operations and equipment status. c. Reviewed unit status reports and material condition reports. d. Conducted spot-check inspections. e. Prepared the logistics portion of the unit status report. f. Reviewed and supervised the prescribed load list (PLL) and DA Form 3318 for Class IX repair parts. g. Coordinated for the recovery and evacuation of unserviceable or nonrepairable battalion vehicles. h. Monitored the distribution and storage of repair parts and maintenance supplies. i. Established maintenance priorities and monitored the controlled exchange program. j. Estimated the maintenance impact of planned operations. k. Monitored the Army Oil Analysis Program (AOAP) and the calibration program. <p>6. The S4 section, with the assistance of the BMO, conducts supply transactions using FM 10-27-4 as a guide.</p> <ul style="list-style-type: none"> a. Coordinated, controlled, and supervised the turn-in of supplies and equipment. <ul style="list-style-type: none"> (1) Inspected equipment for serviceability or repairs. (2) Ensured that all unit maintenance was performed. (3) Ensured that required fluids were drained and equipment was cleaned consistent with the supporting supply activity's SOP. (4) Ensured that all required forms were prepared reflecting equipment turn-in. b. Coordinated, controlled, and supervised the issues of supplies and equipment. <ul style="list-style-type: none"> (1) Inspected equipment. (2) Conducted a complete inventory. (3) Serviced and tested the equipment. (4) Prepared all required forms reflecting issue and receipt of supplies and equipment. <p>7. The S4 section serves as the principal staff section for transportation requirements.</p> <ul style="list-style-type: none"> a. Provided a movement officer for the battalion. 		

TASK STEPS AND PERFORMANCE MEASURES	GO	NO-GO
b. Developed and maintained the unit movement plan and SOP for all modes of transportation based on the operation plan (OPLAN). c. Ensured that movement plans included-- (1) Vehicle preparation. (2) Load plans. (3) Personnel processing procedures. (4) Security procedures. (5) The duties and responsibilities of unit personnel. d. Updated the movement and load plans when changes to the modification table of organization and equipment (MTOE) were approved. e. Coordinated with the S3 to determine the priorities for movement. f. Reviewed and coordinated the movement and load plans of subordinate units. g. Determined transportation requirements for the move and submitted requests for external transportation. h. Obtained road clearance for movement.		

TASK PERFORMANCE / EVALUATION SUMMARY BLOCK							
ITERATION	1	2	3	4	5	M	TOTAL
TOTAL TASK STEPS EVALUATED							
TOTAL TASK STEPS "GO"							
TRAINING STATUS "GO"/"NO-GO"							

"*" indicates a leader task step.

SUPPORTING INDIVIDUAL TASKS: NONE

SUPPORTING COLLECTIVE TASKS: NONE

OPFOR TASKS AND STANDARDS

TASK: Disrupt Movement (5-OPFOR-0014)

CONDITION: The enemy is expected to move through the opposing forces (OPFOR) element's area of operations. The OPFOR element has received an operation order (OPORD) or fragmentary order (FRAGO) to disrupt enemy movement. The enemy has the capability to defend with direct fire and antiarmor weapons.

STANDARD: The OPFOR element delays enemy movement. 1. Delays the element. 2. Forces the element to deviate from its route. 3. Prevents the element from reaching its destination. 4. Surprises the element's main body.

TASK: Counter Passage of Lines (5-OPFOR-0012)

CONDITION: Enemy forces are in defensive positions, but they are expected to attempt passage-of-lines operations. The opposing forces (OPFOR) received orders to disrupt enemy passage-of-lines operations.

STANDARD: The OPFOR element delays or prevents enemy passage of lines. 1. Delays the passage. 2. Prevents the company from moving all personnel through the stationary unit. 3. Engages the main body of either the moving or the stationary unit.

TASK: Disrupt Assembly Area (AA) Activities (5-OPFOR-0013)

CONDITION: Intelligence reports indicate that platoon- and company-size enemy units are operating in the opposing forces (OPFOR) area of operations. Enemy units can defend from AAs with direct fire, antiarmor weapons, and indirect fire. The enemy has close air support (CAS) and nuclear, biological, and chemical (NBC) capabilities.

STANDARD: The OPFOR element locates and disrupts the enemy's AA activities. 1. Locates the element's AA. 2. Probes the AA with squad- or team-size elements. 3. Inflicts more than 5 percent casualties on the element. 4. Disrupts the element's preparations (prevents or delays beyond the element's allotted time).

TASK: Disrupt Defensive Preparations (5-OPFOR-0018)

CONDITION: The opposing forces (OPFOR) element has located the enemy. Priority intelligence requirements (PIR) and other intelligence requirements obtained by OPFOR patrols indicate that the enemy elements are establishing defensive positions. The OPFOR element has automatic and antiarmor weapons and light mortars.

STANDARD: The OPFOR element disrupts and delays the enemy's defensive preparations. 1. Locates and penetrates the enemy's security system. 2. Forces the enemy to delay defensive preparations. 3. Disrupts the enemy's obstacle preparations.

TASK: Defeat Obstacles (5-OPFOR-0009)

CONDITION: The opposing forces (OPFOR) element encounters an obstacle that blocks the avenue of approach as it advances upon the enemy forces.

STANDARD: The OPFOR element bypasses or breaches the enemy obstacle. 1. Detects the obstacle before halting its main body. 2. Defeats the obstacle. a. Bypasses the obstacle without entering the engagement areas. b. Breaches the obstacle within 45 minutes and passes its entire force through the obstacle. 3. Does not incur degradation to the point that the mission must be discontinued.

TASK: Disrupt a Route Reconnaissance (5-OPFOR-0021)

CONDITION: The enemy is conducting a route reconnaissance. The opposing forces (OPFOR) element is positioned along the enemy's route.

STANDARD: The OPFOR element attempts to disrupt a squad/section conducting a route reconnaissance. 1. Prevents the unit from meeting its specified time schedule. 2. Forces the unit to deviate from its specified route. 3. Prevents the unit from reaching its assigned destination. 4. Surprises the squad/section. 5. Inflicts casualties on the unit.

TASK: Conduct Terrorist and Saboteur Attacks (5-OPFOR-0005)

CONDITION: The opposing forces (OPFOR) element dispatches small teams into the enemy's rear area to disrupt combat service support (CSS) operations.

STANDARD: The enemy sustains disrupted command and control (C2), destroyed equipment and supplies, and light casualties. 1. Locates rear support bases and C2 facilities. 2. Delays and disrupts CSS operations through probes. 3. Infiltrates CSS bases to conduct sabotage and terrorist activities. 4. Inflicts light casualties. 5. Destroys supplies and equipment.

TASK: Disrupt a Net Control Station (NCS) (5-OPFOR-0019)

CONDITION: The enemy has established a NCS. The opposing forces (OPFOR) element has radio and jamming equipment.

STANDARD: The OPFOR element attempts to disrupt an NCS. 1. Attempts to locate the radio frequency that the unit is operating on. 2. Attempts to enter the radio net. 3. Attempts to issue "bogus" orders to a unit on the net. 4. Jams the radio frequency and forces the unit to go to an alternate frequency.

TASK: Disrupt Construction of Vehicle Fighting Positions (5-OPFOR-0020)

CONDITION: The opposing forces (OPFOR) element has located the enemy. The priority intelligence requirements (PIR) and other intelligence obtained by OPFOR patrols indicate the enemy is constructing vehicle fighting positions within its defensive area. The OPFOR element has automatic and antiarmor weapons and light mortars.

STANDARD: The OPFOR element attempts to disrupt the enemy's efforts to establish vehicle fighting positions. 1. Locates the defensive area. 2. Surprises the main body. 3. Penetrates the defensive area with squad-size probes. 4. Inflicts casualties on the unit. 5. Destroys vehicles. 6. Disrupts the unit's preparations (prevents or delays beyond the unit's allotted time).

TASK: Conduct an Aerial Reconnaissance (5-OPFOR-0010)

CONDITION: The opposing forces (OPFOR) headquarters (HQ) element requires intelligence on the locations and identification of the enemy elements. Aircraft is dispatched to take photographs and make a visual inspection of the enemy rear area.

STANDARD: The OPFOR element gathers photograph intelligence of the enemy. 1. Photographs the assigned sectors. 2. Makes quick visual checks where the ceiling is low. 3. Locates enemy positions in the area, particularly support and storage bases, and command and control (C2) facilities. 4. Sustains no loss of aircraft. 5. Reports priority intelligence requirements (PIR) and other information requirements to the OPFOR HQ.

TASK: Conduct an Ambush (5-OPFOR-0007)

CONDITION: The enemy is moving in a convoy. The opposing forces (OPFOR) element is positioned along the enemy's route.

STANDARD: The OPFOR element inflicts casualties on the enemy and causes vehicle and equipment damage. 1. Prepares an ambush site before the element arrives. 2. Surprises march element forces. 3. Inflicts heavy casualties within the designated kill zone. 4. Inflicts heavy damage to the vehicles and the equipment within the designated kill zone. 5. Delays the march element from reaching a specified destination for a specified period of time. 6. Withdraws on order. 7. Sustains no casualties. 8. Reports actions to superiors.

TASK: Surrender to the Capturing Unit on the Battlefield (5-OPFOR-0024)

CONDITION: The enemy has captured opposing forces (OPFOR) element's soldiers, documents, and equipment sensitive to the OPFOR tactical operations.

STANDARD: The OPFOR soldiers retain or destroy documents and equipment. The OPFOR element surrenders the documents and the equipment of no tactical use to the enemy and attempts to conceal or destroy items of tactical value. The OPFOR element attempts escape and evasion. 1. Prevents the successful capture of the documents and the equipment. 2. Destroys the documents and the equipment. 3. Removes identifying markings from the equipment. 4. Removes unit-identifying insignia. 5. Provides misleading information. 6. Plans an escape. 7. Delays movement to the nearest collection point. 8. Prevents safeguarding of the enemy prisoners of war (EPWs) in order to cause embarrassment to the United States (US).

TASK: Disrupt Quarters Party Operations (5-OPFOR-0017)

CONDITION: The enemy is conducting quarters party operations. It has established an assembly area (AA) but has not moved in the main body.

STANDARD: The opposing forces (OPFOR) element attempts to disrupt quarters party operations and infiltrate the enemy's AA. 1. Locates the quarters party and the AA. 2. Surprises the main body. 3. Penetrates the AA with squad-size probes. 4. Inflicts personnel casualties and vehicle damage. 5. Disrupts the unit's preparations (prevents or delays beyond the unit's allotted time).

TASK: Disrupt Enemy Movement and Operations Using Tactical Nuclear Weapons (5-OPFOR-0016)

CONDITION: The opposing forces (OPFOR) element has located the enemy. Priority intelligence requirements (PIR) and other intelligence requirements have been obtained by OPFOR patrols. Tactical nuclear weapons are employed against key locations in the rear area.

STANDARD: The OPFOR element disrupts enemy movement and operations. 1. Disrupts or delays the movement of the enemy's equipment and supplies to the forward areas. 2. Destroys enemy equipment and supplies. 3. Inflicts a high rate of nuclear casualties among the enemy forces. 4. Denies the enemy the use of specified areas. 5. Contaminates the enemy's equipment and supplies.

TASK: Disrupt Enemy Movement and Operations Using Persistent and Nonpersistent Chemical Weapons (5-OPFOR-0015)

CONDITION: The opposing forces (OPFOR) element has located the enemy. Priority intelligence requirements (PIR) and other intelligence requirements have been obtained by OPFOR patrols. The OPFOR units deliver chemical agents, by means of conventional artillery weapons or aircraft, along selected supply routes and key bases in the rear area.

STANDARD: The OPFOR element disrupts enemy movement and operations using persistent and nonpersistent chemical weapons. 1. Delivers chemical agents in low and densely wooded areas. 2. Delays the movement of enemy supplies and equipment to the forward areas. 3. Restricts the movement of the enemy units in the rear area. 4. Channels the movement of enemy units into predesignated ambush areas. 5. Contaminates enemy supplies and equipment. 6. Inflicts a high rate of casualties on enemy forces.

TASK: Conduct a Raid (5-OPFOR-0004)

CONDITION: The opposing forces (OPFOR) element has occupied an objective rally point and has orders to conduct a raid on a combat service support (CSS) base.

STANDARD: The OPFOR element infiltrates the enemy's base and destroys all of the targets. 1. Surprises the enemy forces. 2. Assaults the support base and accomplishes the assigned tasks. 3. Destroys the specified equipment and supplies. 4. Avoids being decisively engaged. 5. Withdraws all personnel from the objective areas within the time prescribed. 6. Obtains all priority intelligence requirements (PIR) from the raid site. 7. Sustains only light casualties from enemy fire.

TASK: Defend a Minefield (5-OPFOR-0023)

CONDITION: The enemy is conducting a minefield sweeping operation. The opposing forces (OPFOR) element has a minefield placed in the enemy's path. The minefield is under constant observation and fire.

STANDARD: The OPFOR element defends a minefield against an enemy element conducting a minefield sweeping operation. 1. Prevents the unit from detecting the obstacle. 2. Disrupts the minefield sweeping operation. 3. Prevents the unit from conducting the minefield sweeping operation, prevents the unit from moving all personnel through the breach, or delays the completion of the minefield sweeping operation for more than 45 minutes.

TASK: Conduct Air Attacks (5-OPFOR-0002)

CONDITION: The opposing forces (OPFOR) element in the rear area has forwarded the positions of the enemy support sites or the locations of moving elements. The OPFOR aircraft have been dispatched to attack enemy installations or convoys.

STANDARD: The OPFOR element attempts to delay, disrupt, or damage the enemy targets by air. 1. Locates the target (support sites or convoys). 2. Makes attack runs on the designated targets. 3. Inflicts heavy damage to the selected target. 4. Sustains no loss of aircraft. 5. Delays moving the force for more than one hour.

TASK: Attack (5-OPFOR-0001)

CONDITION: The opposing forces (OPFOR) element has located the enemy. The priority intelligence requirements (PIR) and the other intelligence requirements have been obtained by OPFOR patrols. The OPFOR element has automatic and antiarmor weapons and light mortars.

STANDARD: The OPFOR element attempts to seize the terrain, the vehicles, or the equipment. 1. Develops an attack plan. 2. Surprises the enemy unit's main body. 3. Initiates the attack using a scheme of maneuver that exploits the enemy's flanks, gaps, and weaknesses. 4. Uses covered and concealed routes to approach the enemy forces' flanks, gaps, or weakly held areas. 5. Employs indirect fire to support the attack. 6. Penetrates enemy defenses. 7. Destroys the equipment and the supplies. 8. Inflicts heavy casualties. 9. Isolates the combat service support (CSS) base by blocking the reinforcements. 10. Forces the enemy units to displace. 11. Avoids being fixed in one position. 12. Withdraws before the CSS base is reinforced with tactical combat forces.

TASK: Conduct Sniper Operations (5-OPFOR-0006)

CONDITION: The opposing forces (OPFOR) element has assigned snipers (regular or irregular elements) in the enemy's rear area along the main supply route (MSR) and near support sites.

STANDARD: The OPFOR element kills or wounds targets. 1. Sets up a well-concealed location. 2. Engages vehicle drivers or personnel on foot with short bursts of semiautomatic fire. 3. Kills or wounds selected targets. 4. Prevents the position from being discovered by enemy forces. 5. Evacuates the area without being spotted. 6. Reports all specified priority intelligence requirements (PIR) and other intelligence requirements to the OPFOR headquarters (HQ).

TASK: Maintain Contact (5-OPFOR-0003)

CONDITION: The opposing forces (OPFOR) element is engaged with enemy base-defense forces. The enemy forces are withdrawing under pressure.

STANDARD: The OPFOR element maintains enemy contact while the enemy withdraws. 1. Engages the enemy forces decisively. 2. Advances the OPFOR as the enemy forces withdraw. 3. Inflicts heavy casualties. 4. Captures the members of the enemy force. 5. Captures documents and equipment. 6. Safeguards the captured documents, the equipment, and the personnel.

TASK: Disrupt an Engineer Reconnaissance (5-OPFOR-0022)

CONDITION: The enemy is conducting an engineer reconnaissance. The opposing forces (OPFOR) element is positioned along the enemy's route.

STANDARD: The OPFOR element disrupts an engineer reconnaissance. 1. Prevents the unit from meeting its specified time schedule. 2. Forces the unit to deviate from its specified route. 3. Prevents the unit from accomplishing its assigned engineer reconnaissance. 4. Surprises the unit conducting the reconnaissance.

TASK: Conduct an Attack (5-OPFOR-0008)

CONDITION: The enemy is conducting tactical operations. The opposing forces (OPFOR) element receives orders to attack the enemy, the area of occupation, or the main supply route (MSR) with smoke.

STANDARD: The OPFOR element disrupts the enemy's movement and smoke operations. 1. Determines the delivery method of the smoke attack. 2. Locates the target. 3. Delivers the smoke attack downwind. 4. Attacks the enemy with smoke, and surge attacks when the enemy responds to the smoke.

ELEMENTS: S2 Section
S3 Section

TASK: Perform Construction Survey Operations (05-4-0712)
(FM 5-233) (FM 5-430-00-1) (FM 5-430-00-2)

ITERATION: 1 2 3 4 5 M (Circle)

COMMANDER/LEADER ASSESSMENT: T P U (Circle)

CONDITIONS: The routes and location of a proposed construction project have been determined, and all necessary survey equipment and required drawing equipment and materials are available. Some iterations of this task should be performed in MOPP4.

TASK STANDARDS: Construction survey is performed according to the drawings and specifications provided. The resulting layout is clearly marked and documented for accurate construction effort without delays. The time required to perform this task is increased when conducting it in mission-oriented protection posture (MOPP) 4.

TASK STEPS AND PERFORMANCE MEASURES	GO	NO-GO
<ol style="list-style-type: none"> 1. The battalion Intelligence Officer (US Army) (S2) or the Operations and Training Officer (US Army) (S3) section conducts a site study. <ol style="list-style-type: none"> a. Reviewed pertinent map data. b. Compared aerial photos to maps, if available. c. Identified benchmarks in the project area. d. Reviewed historical survey data. * 2. The survey party chief conducts a reconnaissance survey of the project site. <ol style="list-style-type: none"> a. Briefed the survey team. b. Verified benchmarks at the field location. c. Identified and marked trees and obstacles for removal. d. Recorded the field data in the proper format. e. Verified maps and photos, recording any discrepancies. f. Identified unusual drainage, grade, and alignment problems. 3. The survey party conducts a preliminary survey of the construction site. <ol style="list-style-type: none"> a. Referenced control points for both horizontal and vertical control. b. Established any required benchmarks to an accuracy of .0031 meters. c. Tied traverse lines or project perimeters to existing controls. d. Determined and recorded the topography of the natural ground, to include data to plan drainage requirements. e. Located and marked existing utilities. f. Plotted the data from field notes. g. Verified the final location of the project. 4. The survey party (and drafting section as needed) conducts a final location survey of the project. <ol style="list-style-type: none"> a. Prepared required maps and plans from survey notes. b. Staked road centerlines every 30.48 meters on the straightway and as required on horizontal curves. c. Run elevations to an accuracy of .0031 meters. d. Made horizontal and vertical curve computations from given and preliminary survey data to an accuracy of .0031 meters. e. Staked and referenced the point of curvature (PC) and the point of tangency (PT). 		

TASK STEPS AND PERFORMANCE MEASURES	GO	NO-GO
f. Marked all stakes uniformly. g. Run, recorded, and plotted profile and cross-section levels. h. Plotted grade lines on profile drawings. i. Established the baselines for building locations to an accuracy of .0031 meters, if the project involved vertical construction. j. Made and expressed estimates of earthwork volumes in cubic yards. 5. The survey section conducts the construction layout survey. a. Provided the alignment, grade, and location stakes to guide the construction operation. b. Worked ahead of the construction activity. c. Set construction and slope stakes with the grade and location of slope stakes accurate to within .0305 meters. d. Marked all stakes uniformly. e. Set building foundation corner hubs and floor elevations as shown on drawings. f. Established the building grade and alignment on batter boards set .9144 meters to 1.2191 meters from the corner hubs for building layouts. g. Determined and staked the vertical and horizontal placement of utilities, as necessary. h. Checked and supported drainage during construction operations as requested by the project supervisor. 6. The survey section prepares as-built measurements and plans or drawings.		

TASK PERFORMANCE / EVALUATION SUMMARY BLOCK							
ITERATION	1	2	3	4	5	M	TOTAL
TOTAL TASK STEPS EVALUATED							
TOTAL TASK STEPS "GO"							
TRAINING STATUS "GO"/"NO-GO"							

"**" indicates a leader task step.

SUPPORTING INDIVIDUAL TASKS: NONE

SUPPORTING COLLECTIVE TASKS: NONE

OPFOR TASKS AND STANDARDS

TASK: Conduct a Raid (5-OPFOR-0004)

CONDITION: The opposing forces (OPFOR) element has occupied an objective rally point and has orders to conduct a raid on a combat service support (CSS) base.

STANDARD: The OPFOR element infiltrates the enemy's base and destroys all of the targets. 1. Surprises the enemy forces. 2. Assaults the support base and accomplishes the assigned tasks. 3. Destroys the specified equipment and supplies. 4. Avoids being decisively engaged. 5. Withdraws all personnel from the objective areas within the time prescribed. 6. Obtains all priority intelligence requirements (PIR) from the raid site. 7. Sustains only light casualties from enemy fire.

TASK: Conduct an Aerial Reconnaissance (5-OPFOR-0010)

CONDITION: The opposing forces (OPFOR) headquarters (HQ) element requires intelligence on the locations and identification of the enemy elements. Aircraft is dispatched to take photographs and make a visual inspection of the enemy rear area.

STANDARD: The OPFOR element gathers photograph intelligence of the enemy. 1. Photographs the assigned sectors. 2. Makes quick visual checks where the ceiling is low. 3. Locates enemy positions in the area, particularly support and storage bases, and command and control (C2) facilities. 4. Sustains no loss of aircraft. 5. Reports priority intelligence requirements (PIR) and other information requirements to the OPFOR HQ.

TASK: Disrupt Construction of Vehicle Fighting Positions (5-OPFOR-0020)

CONDITION: The opposing forces (OPFOR) element has located the enemy. The priority intelligence requirements (PIR) and other intelligence obtained by OPFOR patrols indicate the enemy is constructing vehicle fighting positions within its defensive area. The OPFOR element has automatic and antiarmor weapons and light mortars.

STANDARD: The OPFOR element attempts to disrupt the enemy's efforts to establish vehicle fighting positions. 1. Locates the defensive area. 2. Surprises the main body. 3. Penetrates the defensive area with squad-size probes. 4. Inflicts casualties on the unit. 5. Destroys vehicles. 6. Disrupts the unit's preparations (prevents or delays beyond the unit's allotted time).

TASK: Defeat Obstacles (5-OPFOR-0009)

CONDITION: The opposing forces (OPFOR) element encounters an obstacle that blocks the avenue of approach as it advances upon the enemy forces.

STANDARD: The OPFOR element bypasses or breaches the enemy obstacle. 1. Detects the obstacle before halting its main body. 2. Defeats the obstacle. a. Bypasses the obstacle without entering the engagement areas. b. Breaches the obstacle within 45 minutes and passes its entire force through the obstacle. 3. Does not incur degradation to the point that the mission must be discontinued.

TASK: Conduct an Attack (5-OPFOR-0008)

CONDITION: The enemy is conducting tactical operations. The opposing forces (OPFOR) element receives orders to attack the enemy, the area of occupation, or the main supply route (MSR) with smoke.

STANDARD: The OPFOR element disrupts the enemy's movement and smoke operations. 1. Determines the delivery method of the smoke attack. 2. Locates the target. 3. Delivers the smoke attack downwind. 4. Attacks the enemy with smoke, and surge attacks when the enemy responds to the smoke.

TASK: Disrupt an Engineer Reconnaissance (5-OPFOR-0022)

CONDITION: The enemy is conducting an engineer reconnaissance. The opposing forces (OPFOR) element is positioned along the enemy's route.

STANDARD: The OPFOR element disrupts an engineer reconnaissance. 1. Prevents the unit from meeting its specified time schedule. 2. Forces the unit to deviate from its specified route. 3. Prevents the unit from accomplishing its assigned engineer reconnaissance. 4. Surprises the unit conducting the reconnaissance.

TASK: Conduct Terrorist and Saboteur Attacks (5-OPFOR-0005)

CONDITION: The opposing forces (OPFOR) element dispatches small teams into the enemy's rear area to disrupt combat service support (CSS) operations.

STANDARD: The enemy sustains disrupted command and control (C2), destroyed equipment and supplies, and light casualties. 1. Locates rear support bases and C2 facilities. 2. Delays and disrupts CSS operations through probes. 3. Infiltrates CSS bases to conduct sabotage and terrorist activities. 4. Inflicts light casualties. 5. Destroys supplies and equipment.

TASK: Maintain Contact (5-OPFOR-0003)

CONDITION: The opposing forces (OPFOR) element is engaged with enemy base-defense forces. The enemy forces are withdrawing under pressure.

STANDARD: The OPFOR element maintains enemy contact while the enemy withdraws. 1. Engages the enemy forces decisively. 2. Advances the OPFOR as the enemy forces withdraw. 3. Inflicts heavy casualties. 4. Captures the members of the enemy force. 5. Captures documents and equipment. 6. Safeguards the captured documents, the equipment, and the personnel.

TASK: Conduct an Ambush (5-OPFOR-0007)

CONDITION: The enemy is moving in a convoy. The opposing forces (OPFOR) element is positioned along the enemy's route.

STANDARD: The OPFOR element inflicts casualties on the enemy and causes vehicle and equipment damage. 1. Prepares an ambush site before the element arrives. 2. Surprises march element forces. 3. Inflicts heavy casualties within the designated kill zone. 4. Inflicts heavy damage to the vehicles and the equipment within the designated kill zone. 5. Delays the march element from reaching a specified destination for a specified period of time. 6. Withdraws on order. 7. Sustains no casualties. 8. Reports actions to superiors.

TASK: Disrupt a Route Reconnaissance (5-OPFOR-0021)

CONDITION: The enemy is conducting a route reconnaissance. The opposing forces (OPFOR) element is positioned along the enemy's route.

STANDARD: The OPFOR element attempts to disrupt a squad/section conducting a route reconnaissance. 1. Prevents the unit from meeting its specified time schedule. 2. Forces the unit to deviate from its specified route. 3. Prevents the unit from reaching its assigned destination. 4. Surprises the squad/section. 5. Inflicts casualties on the unit.

TASK: Disrupt a Net Control Station (NCS) (5-OPFOR-0019)

CONDITION: The enemy has established a NCS. The opposing forces (OPFOR) element has radio and jamming equipment.

STANDARD: The OPFOR element attempts to disrupt an NCS. 1. Attempts to locate the radio frequency that the unit is operating on. 2. Attempts to enter the radio net. 3. Attempts to issue "bogus" orders to a unit on the net. 4. Jams the radio frequency and forces the unit to go to an alternate frequency.

TASK: Disrupt Defensive Preparations (5-OPFOR-0018)

CONDITION: The opposing forces (OPFOR) element has located the enemy. Priority intelligence requirements (PIR) and other intelligence requirements obtained by OPFOR patrols indicate that the enemy elements are establishing defensive positions. The OPFOR element has automatic and antiarmor weapons and light mortars.

STANDARD: The OPFOR element disrupts and delays the enemy's defensive preparations. 1. Locates and penetrates the enemy's security system. 2. Forces the enemy to delay defensive preparations. 3. Disrupts the enemy's obstacle preparations.

TASK: Disrupt Quarters Party Operations (5-OPFOR-0017)

CONDITION: The enemy is conducting quarters party operations. It has established an assembly area (AA) but has not moved in the main body.

STANDARD: The opposing forces (OPFOR) element attempts to disrupt quarters party operations and infiltrate the enemy's AA. 1. Locates the quarters party and the AA. 2. Surprises the main body. 3. Penetrates the AA with squad-size probes. 4. Inflicts personnel casualties and vehicle damage. 5. Disrupts the unit's preparations (prevents or delays beyond the unit's allotted time).

TASK: Disrupt Enemy Movement and Operations Using Tactical Nuclear Weapons (5-OPFOR-0016)

CONDITION: The opposing forces (OPFOR) element has located the enemy. Priority intelligence requirements (PIR) and other intelligence requirements have been obtained by OPFOR patrols. Tactical nuclear weapons are employed against key locations in the rear area.

STANDARD: The OPFOR element disrupts enemy movement and operations. 1. Disrupts or delays the movement of the enemy's equipment and supplies to the forward areas. 2. Destroys enemy equipment and supplies. 3. Inflicts a high rate of nuclear casualties among the enemy forces. 4. Denies the enemy the use of specified areas. 5. Contaminates the enemy's equipment and supplies.

TASK: Disrupt Enemy Movement and Operations Using Persistent and Nonpersistent Chemical Weapons (5-OPFOR-0015)

CONDITION: The opposing forces (OPFOR) element has located the enemy. Priority intelligence requirements (PIR) and other intelligence requirements have been obtained by OPFOR patrols. The OPFOR units deliver chemical agents, by means of conventional artillery weapons or aircraft, along selected supply routes and key bases in the rear area.

STANDARD: The OPFOR element disrupts enemy movement and operations using persistent and nonpersistent chemical weapons. 1. Delivers chemical agents in low and densely wooded areas. 2. Delays the movement of enemy supplies and equipment to the forward areas. 3. Restricts the movement of the enemy units in the rear area. 4. Channels the movement of enemy units into predesignated ambush areas. 5. Contaminates enemy supplies and equipment. 6. Inflicts a high rate of casualties on enemy forces.

TASK: Disrupt Movement (5-OPFOR-0014)

CONDITION: The enemy is expected to move through the opposing forces (OPFOR) element's area of operations. The OPFOR element has received an operation order (OPORD) or fragmentary order (FRAGO) to disrupt enemy movement. The enemy has the capability to defend with direct fire and antiarmor weapons.

STANDARD: The OPFOR element delays enemy movement. 1. Delays the element. 2. Forces the element to deviate from its route. 3. Prevents the element from reaching its destination. 4. Surprises the element's main body.

TASK: Counter Passage of Lines (5-OPFOR-0012)

CONDITION: Enemy forces are in defensive positions, but they are expected to attempt passage-of-lines operations. The opposing forces (OPFOR) received orders to disrupt enemy passage-of-lines operations.

STANDARD: The OPFOR element delays or prevents enemy passage of lines. 1. Delays the passage. 2. Prevents the company from moving all personnel through the stationary unit. 3. Engages the main body of either the moving or the stationary unit.

TASK: Disrupt Assembly Area (AA) Activities (5-OPFOR-0013)

CONDITION: Intelligence reports indicate that platoon- and company-size enemy units are operating in the opposing forces (OPFOR) area of operations. Enemy units can defend from AAs with direct fire, antiarmor weapons, and indirect fire. The enemy has close air support (CAS) and nuclear, biological, and chemical (NBC) capabilities.

STANDARD: The OPFOR element locates and disrupts the enemy's AA activities. 1. Locates the element's AA. 2. Probes the AA with squad- or team-size elements. 3. Inflicts more than 5 percent casualties on the element. 4. Disrupts the element's preparations (prevents or delays beyond the element's allotted time).

TASK: Attack (5-OPFOR-0001)

CONDITION: The opposing forces (OPFOR) element has located the enemy. The priority intelligence requirements (PIR) and the other intelligence requirements have been obtained by OPFOR patrols. The OPFOR element has automatic and antiarmor weapons and light mortars.

STANDARD: The OPFOR element attempts to seize the terrain, the vehicles, or the equipment. 1. Develops an attack plan. 2. Surprises the enemy unit's main body. 3. Initiates the attack using a scheme of maneuver that exploits the enemy's flanks, gaps, and weaknesses. 4. Uses covered and concealed routes to approach the enemy forces' flanks, gaps, or weakly held areas. 5. Employs indirect fire to support the attack. 6. Penetrates enemy defenses. 7. Destroys the equipment and the supplies. 8. Inflicts heavy casualties. 9. Isolates the combat service support (CSS) base by blocking the reinforcements. 10. Forces the enemy units to displace. 11. Avoids being fixed in one position. 12. Withdraws before the CSS base is reinforced with tactical combat forces.

TASK: Surrender to the Capturing Unit on the Battlefield (5-OPFOR-0024)

CONDITION: The enemy has captured opposing forces (OPFOR) element's soldiers, documents, and equipment sensitive to the OPFOR tactical operations.

STANDARD: The OPFOR soldiers retain or destroy documents and equipment. The OPFOR element surrenders the documents and the equipment of no tactical use to the enemy and attempts to conceal or destroy items of tactical value. The OPFOR element attempts escape and evasion. 1. Prevents the successful capture of the documents and the equipment. 2. Destroys the documents and the equipment. 3. Removes identifying markings from the equipment. 4. Removes unit-identifying insignia. 5. Provides misleading information. 6. Plans an escape. 7. Delays movement to the nearest collection point. 8. Prevents safeguarding of the enemy prisoners of war (EPWs) in order to cause embarrassment to the United States (US).

TASK: Conduct Air Attacks (5-OPFOR-0002)

CONDITION: The opposing forces (OPFOR) element in the rear area has forwarded the positions of the enemy support sites or the locations of moving elements. The OPFOR aircraft have been dispatched to attack enemy installations or convoys.

STANDARD: The OPFOR element attempts to delay, disrupt, or damage the enemy targets by air. 1. Locates the target (support sites or convoys). 2. Makes attack runs on the designated targets. 3. Inflicts heavy damage to the selected target. 4. Sustains no loss of aircraft. 5. Delays moving the force for more than one hour.

TASK: Conduct Sniper Operations (5-OPFOR-0006)

CONDITION: The opposing forces (OPFOR) element has assigned snipers (regular or irregular elements) in the enemy's rear area along the main supply route (MSR) and near support sites.

STANDARD: The OPFOR element kills or wounds targets. 1. Sets up a well-concealed location. 2. Engages vehicle drivers or personnel on foot with short bursts of semiautomatic fire. 3. Kills or wounds selected targets. 4. Prevents the position from being discovered by enemy forces. 5. Evacuates the area without being spotted. 6. Reports all specified priority intelligence requirements (PIR) and other intelligence requirements to the OPFOR headquarters (HQ).

TASK: Defend a Minefield (5-OPFOR-0023)

CONDITION: The enemy is conducting a minefield sweeping operation. The opposing forces (OPFOR) element has a minefield placed in the enemy's path. The minefield is under constant observation and fire.

STANDARD: The OPFOR element defends a minefield against an enemy element conducting a minefield sweeping operation. 1. Prevents the unit from detecting the obstacle. 2. Disrupts the minefield sweeping operation. 3. Prevents the unit from conducting the minefield sweeping operation, prevents the unit from moving all personnel through the breach, or delays the completion of the minefield sweeping operation for more than 45 minutes.

ELEMENTS: Engineer Battalion (Combat)(Heavy)
 Command Section
 S1 Section
 S2 Section
 S3 Section
 S4 Section
 Communication Section
 Unit Ministry Team
 Command Group

TASK: Transport Casualties (for Units Without Medical Treatment Personnel) (08-2-C316.05-T01A)
 (FM 8-10-6) (AR 200-1) (AR 385-10)
 (FM 12-6) (FM 57-38)

ITERATION: 1 2 3 4 5 M (Circle)
COMMANDER/LEADER ASSESSMENT: T P U (Circle)

CONDITIONS: Unit personnel are wounded and some may be chemically contaminated. The unit has no organic medical treatment personnel. Threat force contact has been broken. Unit defenses have been reorganized. Casualties are transported from defensive positions to designated casualty collection points. All methods of transport are employed. Some wounded enemy prisoner of war (EPW) casualties may require transport. This task is performed simultaneously with other reorganization tasks. The tactical standing operating procedure (TACSOP) and the higher headquarters (HQ) operation order (OPORD) are available. Simplified collective-protection equipment (SCPE) is on hand and/or field-expedient and natural shelters are available. Some iterations of this task should be performed in MOPP4.

TASK STANDARDS: Casualties are transported as soon as the tactical situation permits according to the TACSOP, the OPORD, provisions of the Geneva Convention, and Field Manual (FM) 8-10-6. At mission-oriented protection posture (MOPP) 4, performance degradation factors increase the time required to transport casualties.

TASK STEPS AND PERFORMANCE MEASURES	GO	NO-GO
<p>* 1. The commander and leaders supervise the transport of casualties.</p> <ul style="list-style-type: none"> a. Monitored casualty transport operations for compliance with FM 8-10-6 and the TACSOP. b. Identified casualty collection points. c. Identified transport requirements. d. Supervised the preparation of casualties for transport. e. Coordinated the transport of casualties from the unit's area with the higher HQ personnel element according to FM 8-10-6 and the TACSOP. f. Coordinated security requirements for the pick-up site with subelements and the higher HQ operations element. g. Disseminated transport information to unit personnel. h. Forwarded the casualty feeder report and witness statements to the higher HQ personnel element according to FM 12-6 and the TACSOP. <p>2. Element personnel prepare casualties for transport.</p> <ul style="list-style-type: none"> a. Provided first aid treatment to casualties. <p>NOTE: See Task 08-2-0003 for detailed treatment procedures.</p> <ul style="list-style-type: none"> b. Reported casualties, as required. c. Collected classified documents such as the signal operation instructions (SOI) and standing signal instructions (SSI), maps, overlays, and key lists. 		

TASK STEPS AND PERFORMANCE MEASURES	GO	NO-GO
<p>d. Secured the custody of organizational equipment according to the TACSOP.</p> <p>e. Forwarded casualty feeder reports to unit HQ according to the TACSOP.</p> <p>3. Element personnel transport casualties to casualty collection points using manual carries.</p> <p>a. Selected the type of manual carry appropriate to the situation and the injury.</p> <p>b. Transported the casualty without causing further injury according to FM 8-10-6.</p> <p>4. Unit personnel transport casualties to casualty collection points using litter carries.</p> <p>a. Identified litter teams.</p> <p>b. Constructed an improvised litter from available material, as required.</p> <p>c. Secured the casualty on the litter.</p> <p>d. Transported the casualty without causing further injury according to FM 8-10-6.</p> <p>5. Element personnel transport casualties to a medical treatment facility (MTF) using available vehicles.</p> <p>a. Loaded the maximum number of casualties according to FM 8-10-6.</p> <p>b. Secured casualties in the vehicle.</p> <p>c. Transported casualties without causing further injury according to FM 8-10-6.</p> <p>* 6. The commander and leaders request aeromedical evacuation.</p> <p>a. Transmitted the request according to FM 8-10-6, the OPORD, and the TACSOP.</p> <p>b. Selected the landing site (which provides sufficient space for helicopter hover, landing, and take-off) according to FMs 8-10-6 and 57-38.</p> <p>c. Supervised the removal of all dangerous objects likely to be blown about before aircraft arrival.</p> <p>d. Supervised the security of the landing site according to the TACSOP.</p> <p>e. Ensured that the landing zone (LZ) was appropriately marked (light sets, smoke, and so forth) according to the TACSOP, if required.</p> <p>7. Element personnel assist in loading the ambulance.</p> <p>a. Employed the proper carrying and loading techniques according to FM 8-10-6.</p> <p>b. Loaded casualties in the sequence directed by the crew.</p> <p>c. Loaded casualties without causing unnecessary discomfort.</p> <p>d. Employed safety procedures according to Army Regulation (AR) 385-10, FM 8-10-6, and the TACSOP.</p> <p>e. Employed environmental-protection procedures according to AR 200-1 and the TACSOP.</p> <p>8. Element personnel transport chemically contaminated casualties.</p> <p>a. Assumed MOPP 4.</p> <p>b. Marked contaminated casualties according to the TACSOP.</p> <p>c. Notified the supporting MTF that contaminated casualties were en route to their location.</p> <p>d. Transported casualties directly to a designated decontamination and treatment station.</p> <p>e. Protected casualties from further contamination during transport.</p> <p>9. Unit personnel transport EPW casualties.</p>		

TASK STEPS AND PERFORMANCE MEASURES	GO	NO-GO
a. Maintained security of EPW casualties according to the TACSOP. b. Searched EPW casualties for weapons and ordnance before transport. c. Transported EPW casualties according to the provisions of the Geneva Convention and the TACSOP.		

TASK PERFORMANCE / EVALUATION SUMMARY BLOCK							
ITERATION	1	2	3	4	5	M	TOTAL
TOTAL TASK STEPS EVALUATED							
TOTAL TASK STEPS "GO"							
TRAINING STATUS "GO"/"NO-GO"							

"**" indicates a leader task step.

SUPPORTING INDIVIDUAL TASKS: NONE

SUPPORTING COLLECTIVE TASKS: NONE

OPFOR TASKS AND STANDARDS

TASK: Disrupt a Route Reconnaissance (5-OPFOR-0021)

CONDITION: The enemy is conducting a route reconnaissance. The opposing forces (OPFOR) element is positioned along the enemy's route.

STANDARD: The OPFOR element attempts to disrupt a squad/section conducting a route reconnaissance. 1. Prevents the unit from meeting its specified time schedule. 2. Forces the unit to deviate from its specified route. 3. Prevents the unit from reaching its assigned destination. 4. Surprises the squad/section. 5. Inflicts casualties on the unit.

TASK: Conduct an Aerial Reconnaissance (5-OPFOR-0010)

CONDITION: The opposing forces (OPFOR) headquarters (HQ) element requires intelligence on the locations and identification of the enemy elements. Aircraft is dispatched to take photographs and make a visual inspection of the enemy rear area.

STANDARD: The OPFOR element gathers photograph intelligence of the enemy. 1. Photographs the assigned sectors. 2. Makes quick visual checks where the ceiling is low. 3. Locates enemy positions in the area, particularly support and storage bases, and command and control (C2) facilities. 4. Sustains no loss of aircraft. 5. Reports priority intelligence requirements (PIR) and other information requirements to the OPFOR HQ.

TASK: Conduct a Raid (5-OPFOR-0004)

CONDITION: The opposing forces (OPFOR) element has occupied an objective rally point and has orders to conduct a raid on a combat service support (CSS) base.

STANDARD: The OPFOR element infiltrates the enemy's base and destroys all of the targets. 1. Surprises the enemy forces. 2. Assaults the support base and accomplishes the assigned tasks. 3. Destroys the specified equipment and supplies. 4. Avoids being decisively engaged. 5. Withdraws all personnel from the objective areas within the time prescribed. 6. Obtains all priority intelligence requirements (PIR) from the raid site. 7. Sustains only light casualties from enemy fire.

TASK: Defeat Obstacles (5-OPFOR-0009)

CONDITION: The opposing forces (OPFOR) element encounters an obstacle that blocks the avenue of approach as it advances upon the enemy forces.

STANDARD: The OPFOR element bypasses or breaches the enemy obstacle. 1. Detects the obstacle before halting its main body. 2. Defeats the obstacle. a. Bypasses the obstacle without entering the engagement areas. b. Breaches the obstacle within 45 minutes and passes its entire force through the obstacle. 3. Does not incur degradation to the point that the mission must be discontinued.

TASK: Conduct an Attack (5-OPFOR-0008)

CONDITION: The enemy is conducting tactical operations. The opposing forces (OPFOR) element receives orders to attack the enemy, the area of occupation, or the main supply route (MSR) with smoke.

STANDARD: The OPFOR element disrupts the enemy's movement and smoke operations. 1. Determines the delivery method of the smoke attack. 2. Locates the target. 3. Delivers the smoke attack downwind. 4. Attacks the enemy with smoke, and surge attacks when the enemy responds to the smoke.

TASK: Disrupt Construction of Vehicle Fighting Positions (5-OPFOR-0020)

CONDITION: The opposing forces (OPFOR) element has located the enemy. The priority intelligence requirements (PIR) and other intelligence obtained by OPFOR patrols indicate the enemy is constructing vehicle fighting positions within its defensive area. The OPFOR element has automatic and antiarmor weapons and light mortars.

STANDARD: The OPFOR element attempts to disrupt the enemy's efforts to establish vehicle fighting positions. 1. Locates the defensive area. 2. Surprises the main body. 3. Penetrates the defensive area with squad-size probes. 4. Inflicts casualties on the unit. 5. Destroys vehicles. 6. Disrupts the unit's preparations (prevents or delays beyond the unit's allotted time).

TASK: Disrupt an Engineer Reconnaissance (5-OPFOR-0022)

CONDITION: The enemy is conducting an engineer reconnaissance. The opposing forces (OPFOR) element is positioned along the enemy's route.

STANDARD: The OPFOR element disrupts an engineer reconnaissance. 1. Prevents the unit from meeting its specified time schedule. 2. Forces the unit to deviate from its specified route. 3. Prevents the unit from accomplishing its assigned engineer reconnaissance. 4. Surprises the unit conducting the reconnaissance.

TASK: Conduct Terrorist and Saboteur Attacks (5-OPFOR-0005)

CONDITION: The opposing forces (OPFOR) element dispatches small teams into the enemy's rear area to disrupt combat service support (CSS) operations.

STANDARD: The enemy sustains disrupted command and control (C2), destroyed equipment and supplies, and light casualties. 1. Locates rear support bases and C2 facilities. 2. Delays and disrupts CSS operations through probes. 3. Infiltrates CSS bases to conduct sabotage and terrorist activities. 4. Inflicts light casualties. 5. Destroys supplies and equipment.

TASK: Defend a Minefield (5-OPFOR-0023)

CONDITION: The enemy is conducting a minefield sweeping operation. The opposing forces (OPFOR) element has a minefield placed in the enemy's path. The minefield is under constant observation and fire.

STANDARD: The OPFOR element defends a minefield against an enemy element conducting a minefield sweeping operation. 1. Prevents the unit from detecting the obstacle. 2. Disrupts the minefield sweeping operation. 3. Prevents the unit from conducting the minefield sweeping operation, prevents the unit from moving all personnel through the breach, or delays the completion of the minefield sweeping operation for more than 45 minutes.

TASK: Conduct an Ambush (5-OPFOR-0007)

CONDITION: The enemy is moving in a convoy. The opposing forces (OPFOR) element is positioned along the enemy's route.

STANDARD: The OPFOR element inflicts casualties on the enemy and causes vehicle and equipment damage. 1. Prepares an ambush site before the element arrives. 2. Surprises march element forces. 3. Inflicts heavy casualties within the designated kill zone. 4. Inflicts heavy damage to the vehicles and the equipment within the designated kill zone. 5. Delays the march element from reaching a specified destination for a specified period of time. 6. Withdraws on order. 7. Sustains no casualties. 8. Reports actions to superiors.

TASK: Maintain Contact (5-OPFOR-0003)

CONDITION: The opposing forces (OPFOR) element is engaged with enemy base-defense forces. The enemy forces are withdrawing under pressure.

STANDARD: The OPFOR element maintains enemy contact while the enemy withdraws. 1. Engages the enemy forces decisively. 2. Advances the OPFOR as the enemy forces withdraw. 3. Inflicts heavy casualties. 4. Captures the members of the enemy force. 5. Captures documents and equipment. 6. Safeguards the captured documents, the equipment, and the personnel.

TASK: Surrender to the Capturing Unit on the Battlefield (5-OPFOR-0024)

CONDITION: The enemy has captured opposing forces (OPFOR) element's soldiers, documents, and equipment sensitive to the OPFOR tactical operations.

STANDARD: The OPFOR soldiers retain or destroy documents and equipment. The OPFOR element surrenders the documents and the equipment of no tactical use to the enemy and attempts to conceal or destroy items of tactical value. The OPFOR element attempts escape and evasion. 1. Prevents the successful capture of the documents and the equipment. 2. Destroys the documents and the equipment. 3. Removes identifying markings from the equipment. 4. Removes unit-identifying insignia. 5. Provides misleading information. 6. Plans an escape. 7. Delays movement to the nearest collection point. 8. Prevents safeguarding of the enemy prisoners of war (EPWs) in order to cause embarrassment to the United States (US).

TASK: Disrupt a Net Control Station (NCS) (5-OPFOR-0019)

CONDITION: The enemy has established a NCS. The opposing forces (OPFOR) element has radio and jamming equipment.

STANDARD: The OPFOR element attempts to disrupt an NCS. 1. Attempts to locate the radio frequency that the unit is operating on. 2. Attempts to enter the radio net. 3. Attempts to issue "bogus" orders to a unit on the net. 4. Jams the radio frequency and forces the unit to go to an alternate frequency.

TASK: Disrupt Defensive Preparations (5-OPFOR-0018)

CONDITION: The opposing forces (OPFOR) element has located the enemy. Priority intelligence requirements (PIR) and other intelligence requirements obtained by OPFOR patrols indicate that the enemy elements are establishing defensive positions. The OPFOR element has automatic and antiarmor weapons and light mortars.

STANDARD: The OPFOR element disrupts and delays the enemy's defensive preparations. 1. Locates and penetrates the enemy's security system. 2. Forces the enemy to delay defensive preparations. 3. Disrupts the enemy's obstacle preparations.

TASK: Disrupt Enemy Movement and Operations Using Tactical Nuclear Weapons (5-OPFOR-0016)

CONDITION: The opposing forces (OPFOR) element has located the enemy. Priority intelligence requirements (PIR) and other intelligence requirements have been obtained by OPFOR patrols. Tactical nuclear weapons are employed against key locations in the rear area.

STANDARD: The OPFOR element disrupts enemy movement and operations. 1. Disrupts or delays the movement of the enemy's equipment and supplies to the forward areas. 2. Destroys enemy equipment and supplies. 3. Inflicts a high rate of nuclear casualties among the enemy forces. 4. Denies the enemy the use of specified areas. 5. Contaminates the enemy's equipment and supplies.

TASK: Disrupt Quartering Party Operations (5-OPFOR-0017)

CONDITION: The enemy is conducting quartering party operations. It has established an assembly area (AA) but has not moved in the main body.

STANDARD: The opposing forces (OPFOR) element attempts to disrupt quartering party operations and infiltrate the enemy's AA. 1. Locates the quartering party and the AA. 2. Surprises the main body. 3. Penetrates the AA with squad-size probes. 4. Inflicts personnel casualties and vehicle damage. 5. Disrupts the unit's preparations (prevents or delays beyond the unit's allotted time).

TASK: Disrupt Enemy Movement and Operations Using Persistent and Nonpersistent Chemical Weapons (5-OPFOR-0015)

CONDITION: The opposing forces (OPFOR) element has located the enemy. Priority intelligence requirements (PIR) and other intelligence requirements have been obtained by OPFOR patrols. The OPFOR units deliver chemical agents, by means of conventional artillery weapons or aircraft, along selected supply routes and key bases in the rear area.

STANDARD: The OPFOR element disrupts enemy movement and operations using persistent and nonpersistent chemical weapons. 1. Delivers chemical agents in low and densely wooded areas. 2. Delays the movement of enemy supplies and equipment to the forward areas. 3. Restricts the movement of the enemy units in the rear area. 4. Channels the movement of enemy units into predesignated ambush areas. 5. Contaminates enemy supplies and equipment. 6. Inflicts a high rate of casualties on enemy forces.

TASK: Disrupt Movement (5-OPFOR-0014)

CONDITION: The enemy is expected to move through the opposing forces (OPFOR) element's area of operations. The OPFOR element has received an operation order (OPORD) or fragmentary order (FRAGO) to disrupt enemy movement. The enemy has the capability to defend with direct fire and antiarmor weapons.

STANDARD: The OPFOR element delays enemy movement. 1. Delays the element. 2. Forces the element to deviate from its route. 3. Prevents the element from reaching its destination. 4. Surprises the element's main body.

TASK: Counter Passage of Lines (5-OPFOR-0012)

CONDITION: Enemy forces are in defensive positions, but they are expected to attempt passage-of-lines operations. The opposing forces (OPFOR) received orders to disrupt enemy passage-of-lines operations.

STANDARD: The OPFOR element delays or prevents enemy passage of lines. 1. Delays the passage. 2. Prevents the company from moving all personnel through the stationary unit. 3. Engages the main body of either the moving or the stationary unit.

TASK: Disrupt Assembly Area (AA) Activities (5-OPFOR-0013)

CONDITION: Intelligence reports indicate that platoon- and company-size enemy units are operating in the opposing forces (OPFOR) area of operations. Enemy units can defend from AAs with direct fire, antiarmor weapons, and indirect fire. The enemy has close air support (CAS) and nuclear, biological, and chemical (NBC) capabilities.

STANDARD: The OPFOR element locates and disrupts the enemy's AA activities. 1. Locates the element's AA. 2. Probes the AA with squad- or team-size elements. 3. Inflicts more than 5 percent casualties on the element. 4. Disrupts the element's preparations (prevents or delays beyond the element's allotted time).

TASK: Attack (5-OPFOR-0001)

CONDITION: The opposing forces (OPFOR) element has located the enemy. The priority intelligence requirements (PIR) and the other intelligence requirements have been obtained by OPFOR patrols. The OPFOR element has automatic and antiarmor weapons and light mortars.

STANDARD: The OPFOR element attempts to seize the terrain, the vehicles, or the equipment. 1. Develops an attack plan. 2. Surprises the enemy unit's main body. 3. Initiates the attack using a scheme of maneuver that exploits the enemy's flanks, gaps, and weaknesses. 4. Uses covered and concealed routes to approach the enemy forces' flanks, gaps, or weakly held areas. 5. Employs indirect fire to support the attack. 6. Penetrates enemy defenses. 7. Destroys the equipment and the supplies. 8. Inflicts heavy casualties. 9. Isolates the combat service support (CSS) base by blocking the reinforcements. 10. Forces the enemy units to displace. 11. Avoids being fixed in one position. 12. Withdraws before the CSS base is reinforced with tactical combat forces.

TASK: Conduct Air Attacks (5-OPFOR-0002)

CONDITION: The opposing forces (OPFOR) element in the rear area has forwarded the positions of the enemy support sites or the locations of moving elements. The OPFOR aircraft have been dispatched to attack enemy installations or convoys.

STANDARD: The OPFOR element attempts to delay, disrupt, or damage the enemy targets by air. 1. Locates the target (support sites or convoys). 2. Makes attack runs on the designated targets. 3. Inflicts heavy damage to the selected target. 4. Sustains no loss of aircraft. 5. Delays moving the force for more than one hour.

TASK: Conduct Sniper Operations (5-OPFOR-0006)

CONDITION: The opposing forces (OPFOR) element has assigned snipers (regular or irregular elements) in the enemy's rear area along the main supply route (MSR) and near support sites.

STANDARD: The OPFOR element kills or wounds targets. 1. Sets up a well-concealed location. 2. Engages vehicle drivers or personnel on foot with short bursts of semiautomatic fire. 3. Kills or wounds selected targets. 4. Prevents the position from being discovered by enemy forces. 5. Evacuates the area without being spotted. 6. Reports all specified priority intelligence requirements (PIR) and other intelligence requirements to the OPFOR headquarters (HQ).

ELEMENTS: Engineer Battalion (Combat)(Heavy)
 Command Section
 S1 Section
 S2 Section
 S3 Section
 S4 Section
 Communication Section
 Unit Ministry Team
 Command Group

TASK: Conduct Battlefield Stress Reduction and Stress Prevention Procedures (08-2-R303.05-T01A)
 (FM 8-51) (FM 22-51)

ITERATION: 1 2 3 4 5 M (Circle)

COMMANDER/LEADER ASSESSMENT: T P U (Circle)

CONDITIONS: Combat health support (CHS) operations have commenced. Element personnel are deployed in support of higher headquarters (HQ) operations. The unit's sleep plan and the tactical standing operating procedure (TACSOP) to manage battle fatigue (BF) soldiers have been developed. Personnel have been cross-trained on critical tasks. Operations are continuous over a prolonged period causing stressful situations for personnel. The commander has directed that procedures for managing battlefield stress be implemented. Simplified collective-protection equipment (SCPE) is on hand or field-expedient and natural shelters are available.

NOTE: Due to the technical knowledge and skills required to perform some military occupational specialty (MOS-) specific tasks, caution must be exercised when cross-training personnel. For instance, nonmedical personnel cannot be cross-trained to perform MOS-specific medical tasks. Some iterations of this task should be performed in MOPP4.

TASK STANDARDS: The element applies techniques that counter battlefield stress. At mission-oriented protection posture (MOPP) 4, performance degradation factors increase the need for stress prevention implementation. The time required to perform this task is increased when conducting it in MOPP 4.

TASK STEPS AND PERFORMANCE MEASURES	GO	NO-GO
<ul style="list-style-type: none"> * 1. The commander and leaders perform stress prevention leader actions. <ul style="list-style-type: none"> a. Issued warning orders, operation orders (OPORDs), and fragmentary orders (FRAGOs) to the lowest possible level. b. Provided soldiers with an accurate assessment of the friendly and enemy situation. c. Briefed the leaders' intention to all unit personnel. d. Spoke positively concerning the unit's missions, purpose, and abilities. e. Encouraged a positive attitude throughout the unit. f. Instituted an information dissemination plan designed to quell and prevent rumors. g. Informed personnel of the availability of religious support. * 2. The commander and leaders implement the sleep plan. <ul style="list-style-type: none"> a. Provided a safe and secure area away from vehicles and other high-noise activities. b. Adjusted the sleep plan as dictated by the tactical situation. c. Enforced the sleep plan according to the TACSOP. * 3. Leaders implement task rotation or restructuring procedures. <ul style="list-style-type: none"> a. Alternated cross-trained unit personnel on critical tasks, as required. 		

TASK STEPS AND PERFORMANCE MEASURES	GO	NO-GO
<ul style="list-style-type: none"> b. Rotated unit personnel between demanding and nondemanding tasks. c. Assigned two soldiers to function independently on tasks requiring a high degree of accuracy. d. Adjusted task rotation policies and procedures to the tactical situation. <p>* 4. Leaders implement stress-coping and stress management techniques.</p> <ul style="list-style-type: none"> a. Integrated new unit members into the unit immediately. b. Assisted soldiers in resolving home front problems. c. Implemented a buddy system to observe signs of stress or BF among soldiers and leaders. d. Provided instruction on relaxation techniques to all personnel before deployment. e. Conducted after-action debriefings. f. Scheduled a critical-event debriefing after any especially traumatic event according to Field Manual (FM) 22-51. g. Conducted unit award, decoration, recognition, and memorial ceremonies. <p>* 5. The commander and leaders implement stress control techniques.</p> <ul style="list-style-type: none"> a. Implemented a plan to deal with mild, seriously stressed, or BF cases. b. Assigned soldiers showing signs of severe stress or BF to simple tasks. c. Directed personnel to be supportive of stressed or BF soldiers. d. Referred soldiers showing signs of serious stress or BF to the supporting medical treatment facility (MTF) for evaluation. e. Reintegrated return-to-duty (RTD) soldiers into their specific element. <p>6. Element personnel employ stress prevention measures.</p> <ul style="list-style-type: none"> a. Maintained a positive attitude concerning the unit's mission, purpose, and abilities. b. Complied with the commander's sleep plan. c. Identified other soldiers with signs of stress or BF. d. Provided immediate buddy-aid support. e. Reported signs of stress or BF in other soldiers to their immediate supervisor. f. Accepted new unit members immediately. g. Practiced relaxation techniques at appropriate times and places. h. Participated in buddy systems and after-action debriefings. 		

TASK PERFORMANCE / EVALUATION SUMMARY BLOCK							
ITERATION	1	2	3	4	5	M	TOTAL
TOTAL TASK STEPS EVALUATED							
TOTAL TASK STEPS "GO"							
TRAINING STATUS "GO"/"NO-GO"							

"*" indicates a leader task step.

SUPPORTING INDIVIDUAL TASKS: NONE

SUPPORTING COLLECTIVE TASKS: NONE

OPFOR TASKS AND STANDARDS

TASK: Disrupt a Route Reconnaissance (5-OPFOR-0021)

CONDITION: The enemy is conducting a route reconnaissance. The opposing forces (OPFOR) element is positioned along the enemy's route.

STANDARD: The OPFOR element attempts to disrupt a squad/section conducting a route reconnaissance. 1. Prevents the unit from meeting its specified time schedule. 2. Forces the unit to deviate from its specified route. 3. Prevents the unit from reaching its assigned destination. 4. Surprises the squad/section. 5. Inflicts casualties on the unit.

TASK: Conduct an Aerial Reconnaissance (5-OPFOR-0010)

CONDITION: The opposing forces (OPFOR) headquarters (HQ) element requires intelligence on the locations and identification of the enemy elements. Aircraft is dispatched to take photographs and make a visual inspection of the enemy rear area.

STANDARD: The OPFOR element gathers photograph intelligence of the enemy. 1. Photographs the assigned sectors. 2. Makes quick visual checks where the ceiling is low. 3. Locates enemy positions in the area, particularly support and storage bases, and command and control (C2) facilities. 4. Sustains no loss of aircraft. 5. Reports priority intelligence requirements (PIR) and other information requirements to the OPFOR HQ.

TASK: Conduct a Raid (5-OPFOR-0004)

CONDITION: The opposing forces (OPFOR) element has occupied an objective rally point and has orders to conduct a raid on a combat service support (CSS) base.

STANDARD: The OPFOR element infiltrates the enemy's base and destroys all of the targets. 1. Surprises the enemy forces. 2. Assaults the support base and accomplishes the assigned tasks. 3. Destroys the specified equipment and supplies. 4. Avoids being decisively engaged. 5. Withdraws all personnel from the objective areas within the time prescribed. 6. Obtains all priority intelligence requirements (PIR) from the raid site. 7. Sustains only light casualties from enemy fire.

TASK: Defeat Obstacles (5-OPFOR-0009)

CONDITION: The opposing forces (OPFOR) element encounters an obstacle that blocks the avenue of approach as it advances upon the enemy forces.

STANDARD: The OPFOR element bypasses or breaches the enemy obstacle. 1. Detects the obstacle before halting its main body. 2. Defeats the obstacle. a. Bypasses the obstacle without entering the engagement areas. b. Breaches the obstacle within 45 minutes and passes its entire force through the obstacle. 3. Does not incur degradation to the point that the mission must be discontinued.

TASK: Conduct an Attack (5-OPFOR-0008)

CONDITION: The enemy is conducting tactical operations. The opposing forces (OPFOR) element receives orders to attack the enemy, the area of occupation, or the main supply route (MSR) with smoke.

STANDARD: The OPFOR element disrupts the enemy's movement and smoke operations. 1. Determines the delivery method of the smoke attack. 2. Locates the target. 3. Delivers the smoke attack downwind. 4. Attacks the enemy with smoke, and surge attacks when the enemy responds to the smoke.

TASK: Disrupt Construction of Vehicle Fighting Positions (5-OPFOR-0020)

CONDITION: The opposing forces (OPFOR) element has located the enemy. The priority intelligence requirements (PIR) and other intelligence obtained by OPFOR patrols indicate the enemy is constructing vehicle fighting positions within its defensive area. The OPFOR element has automatic and antiarmor weapons and light mortars.

STANDARD: The OPFOR element attempts to disrupt the enemy's efforts to establish vehicle fighting positions. 1. Locates the defensive area. 2. Surprises the main body. 3. Penetrates the defensive area with squad-size probes. 4. Inflicts casualties on the unit. 5. Destroys vehicles. 6. Disrupts the unit's preparations (prevents or delays beyond the unit's allotted time).

TASK: Disrupt an Engineer Reconnaissance (5-OPFOR-0022)

CONDITION: The enemy is conducting an engineer reconnaissance. The opposing forces (OPFOR) element is positioned along the enemy's route.

STANDARD: The OPFOR element disrupts an engineer reconnaissance. 1. Prevents the unit from meeting its specified time schedule. 2. Forces the unit to deviate from its specified route. 3. Prevents the unit from accomplishing its assigned engineer reconnaissance. 4. Surprises the unit conducting the reconnaissance.

TASK: Conduct Terrorist and Saboteur Attacks (5-OPFOR-0005)

CONDITION: The opposing forces (OPFOR) element dispatches small teams into the enemy's rear area to disrupt combat service support (CSS) operations.

STANDARD: The enemy sustains disrupted command and control (C2), destroyed equipment and supplies, and light casualties. 1. Locates rear support bases and C2 facilities. 2. Delays and disrupts CSS operations through probes. 3. Infiltrates CSS bases to conduct sabotage and terrorist activities. 4. Inflicts light casualties. 5. Destroys supplies and equipment.

TASK: Defend a Minefield (5-OPFOR-0023)

CONDITION: The enemy is conducting a minefield sweeping operation. The opposing forces (OPFOR) element has a minefield placed in the enemy's path. The minefield is under constant observation and fire.

STANDARD: The OPFOR element defends a minefield against an enemy element conducting a minefield sweeping operation. 1. Prevents the unit from detecting the obstacle. 2. Disrupts the minefield sweeping operation. 3. Prevents the unit from conducting the minefield sweeping operation, prevents the unit from moving all personnel through the breach, or delays the completion of the minefield sweeping operation for more than 45 minutes.

TASK: Conduct an Ambush (5-OPFOR-0007)

CONDITION: The enemy is moving in a convoy. The opposing forces (OPFOR) element is positioned along the enemy's route.

STANDARD: The OPFOR element inflicts casualties on the enemy and causes vehicle and equipment damage. 1. Prepares an ambush site before the element arrives. 2. Surprises march element forces. 3. Inflicts heavy casualties within the designated kill zone. 4. Inflicts heavy damage to the vehicles and the equipment within the designated kill zone. 5. Delays the march element from reaching a specified destination for a specified period of time. 6. Withdraws on order. 7. Sustains no casualties. 8. Reports actions to superiors.

TASK: Maintain Contact (5-OPFOR-0003)

CONDITION: The opposing forces (OPFOR) element is engaged with enemy base-defense forces. The enemy forces are withdrawing under pressure.

STANDARD: The OPFOR element maintains enemy contact while the enemy withdraws. 1. Engages the enemy forces decisively. 2. Advances the OPFOR as the enemy forces withdraw. 3. Inflicts heavy casualties. 4. Captures the members of the enemy force. 5. Captures documents and equipment. 6. Safeguards the captured documents, the equipment, and the personnel.

TASK: Disrupt a Net Control Station (NCS) (5-OPFOR-0019)

CONDITION: The enemy has established a NCS. The opposing forces (OPFOR) element has radio and jamming equipment.

STANDARD: The OPFOR element attempts to disrupt an NCS. 1. Attempts to locate the radio frequency that the unit is operating on. 2. Attempts to enter the radio net. 3. Attempts to issue "bogus" orders to a unit on the net. 4. Jams the radio frequency and forces the unit to go to an alternate frequency.

TASK: Disrupt Defensive Preparations (5-OPFOR-0018)

CONDITION: The opposing forces (OPFOR) element has located the enemy. Priority intelligence requirements (PIR) and other intelligence requirements obtained by OPFOR patrols indicate that the enemy elements are establishing defensive positions. The OPFOR element has automatic and antiarmor weapons and light mortars.

STANDARD: The OPFOR element disrupts and delays the enemy's defensive preparations. 1. Locates and penetrates the enemy's security system. 2. Forces the enemy to delay defensive preparations. 3. Disrupts the enemy's obstacle preparations.

TASK: Disrupt Enemy Movement and Operations Using Tactical Nuclear Weapons (5-OPFOR-0016)

CONDITION: The opposing forces (OPFOR) element has located the enemy. Priority intelligence requirements (PIR) and other intelligence requirements have been obtained by OPFOR patrols. Tactical nuclear weapons are employed against key locations in the rear area.

STANDARD: The OPFOR element disrupts enemy movement and operations. 1. Disrupts or delays the movement of the enemy's equipment and supplies to the forward areas. 2. Destroys enemy equipment and supplies. 3. Inflicts a high rate of nuclear casualties among the enemy forces. 4. Denies the enemy the use of specified areas. 5. Contaminates the enemy's equipment and supplies.

TASK: Disrupt Quartering Party Operations (5-OPFOR-0017)

CONDITION: The enemy is conducting quartering party operations. It has established an assembly area (AA) but has not moved in the main body.

STANDARD: The opposing forces (OPFOR) element attempts to disrupt quartering party operations and infiltrate the enemy's AA. 1. Locates the quartering party and the AA. 2. Surprises the main body. 3. Penetrates the AA with squad-size probes. 4. Inflicts personnel casualties and vehicle damage. 5. Disrupts the unit's preparations (prevents or delays beyond the unit's allotted time).

TASK: Disrupt Enemy Movement and Operations Using Persistent and Nonpersistent Chemical Weapons (5-OPFOR-0015)

CONDITION: The opposing forces (OPFOR) element has located the enemy. Priority intelligence requirements (PIR) and other intelligence requirements have been obtained by OPFOR patrols. The OPFOR units deliver chemical agents, by means of conventional artillery weapons or aircraft, along selected supply routes and key bases in the rear area.

STANDARD: The OPFOR element disrupts enemy movement and operations using persistent and nonpersistent chemical weapons. 1. Delivers chemical agents in low and densely wooded areas. 2. Delays the movement of enemy supplies and equipment to the forward areas. 3. Restricts the movement of the enemy units in the rear area. 4. Channels the movement of enemy units into predesignated ambush areas. 5. Contaminates enemy supplies and equipment. 6. Inflicts a high rate of casualties on enemy forces.

TASK: Disrupt Movement (5-OPFOR-0014)

CONDITION: The enemy is expected to move through the opposing forces (OPFOR) element's area of operations. The OPFOR element has received an operation order (OPORD) or fragmentary order (FRAGO) to disrupt enemy movement. The enemy has the capability to defend with direct fire and antiarmor weapons.

STANDARD: The OPFOR element delays enemy movement. 1. Delays the element. 2. Forces the element to deviate from its route. 3. Prevents the element from reaching its destination. 4. Surprises the element's main body.

TASK: Counter Passage of Lines (5-OPFOR-0012)

CONDITION: Enemy forces are in defensive positions, but they are expected to attempt passage-of-lines operations. The opposing forces (OPFOR) received orders to disrupt enemy passage-of-lines operations.

STANDARD: The OPFOR element delays or prevents enemy passage of lines. 1. Delays the passage. 2. Prevents the company from moving all personnel through the stationary unit. 3. Engages the main body of either the moving or the stationary unit.

TASK: Disrupt Assembly Area (AA) Activities (5-OPFOR-0013)

CONDITION: Intelligence reports indicate that platoon- and company-size enemy units are operating in the opposing forces (OPFOR) area of operations. Enemy units can defend from AAs with direct fire, antiarmor weapons, and indirect fire. The enemy has close air support (CAS) and nuclear, biological, and chemical (NBC) capabilities.

STANDARD: The OPFOR element locates and disrupts the enemy's AA activities. 1. Locates the element's AA. 2. Probes the AA with squad- or team-size elements. 3. Inflicts more than 5 percent casualties on the element. 4. Disrupts the element's preparations (prevents or delays beyond the element's allotted time).

TASK: Attack (5-OPFOR-0001)

CONDITION: The opposing forces (OPFOR) element has located the enemy. The priority intelligence requirements (PIR) and the other intelligence requirements have been obtained by OPFOR patrols. The OPFOR element has automatic and antiarmor weapons and light mortars.

STANDARD: The OPFOR element attempts to seize the terrain, the vehicles, or the equipment. 1. Develops an attack plan. 2. Surprises the enemy unit's main body. 3. Initiates the attack using a scheme of maneuver that exploits the enemy's flanks, gaps, and weaknesses. 4. Uses covered and concealed routes to approach the enemy forces' flanks, gaps, or weakly held areas. 5. Employs indirect fire to support the attack. 6. Penetrates enemy defenses. 7. Destroys the equipment and the supplies. 8. Inflicts heavy casualties. 9. Isolates the combat service support (CSS) base by blocking the reinforcements. 10. Forces the enemy units to displace. 11. Avoids being fixed in one position. 12. Withdraws before the CSS base is reinforced with tactical combat forces.

TASK: Surrender to the Capturing Unit on the Battlefield (5-OPFOR-0024)

CONDITION: The enemy has captured opposing forces (OPFOR) element's soldiers, documents, and equipment sensitive to the OPFOR tactical operations.

STANDARD: The OPFOR soldiers retain or destroy documents and equipment. The OPFOR element surrenders the documents and the equipment of no tactical use to the enemy and attempts to conceal or destroy items of tactical value. The OPFOR element attempts escape and evasion. 1. Prevents the successful capture of the documents and the equipment. 2. Destroys the documents and the equipment. 3. Removes identifying markings from the equipment. 4. Removes unit-identifying insignia. 5. Provides misleading information. 6. Plans an escape. 7. Delays movement to the nearest collection point. 8. Prevents safeguarding of the enemy prisoners of war (EPWs) in order to cause embarrassment to the United States (US).

TASK: Conduct Air Attacks (5-OPFOR-0002)

CONDITION: The opposing forces (OPFOR) element in the rear area has forwarded the positions of the enemy support sites or the locations of moving elements. The OPFOR aircraft have been dispatched to attack enemy installations or convoys.

STANDARD: The OPFOR element attempts to delay, disrupt, or damage the enemy targets by air. 1. Locates the target (support sites or convoys). 2. Makes attack runs on the designated targets. 3. Inflicts heavy damage to the selected target. 4. Sustains no loss of aircraft. 5. Delays moving the force for more than one hour.

TASK: Conduct Sniper Operations (5-OPFOR-0006)

CONDITION: The opposing forces (OPFOR) element has assigned snipers (regular or irregular elements) in the enemy's rear area along the main supply route (MSR) and near support sites.

STANDARD: The OPFOR element kills or wounds targets. 1. Sets up a well-concealed location. 2. Engages vehicle drivers or personnel on foot with short bursts of semiautomatic fire. 3. Kills or wounds selected targets. 4. Prevents the position from being discovered by enemy forces. 5. Evacuates the area without being spotted. 6. Reports all specified priority intelligence requirements (PIR) and other intelligence requirements to the OPFOR headquarters (HQ).

ELEMENTS: Engineer Battalion (Combat)(Heavy)
 Command Section
 S1 Section
 S2 Section
 S3 Section
 S4 Section
 Communication Section
 Unit Ministry Team
 Command Group

TASK: Perform Field Sanitation Functions (08-2-R315.05-T01A)
 (FM 21-10) (AR 200-1) (AR 385-10)
 (AR 40-5) (FM 21-10-1)

ITERATION: 1 2 3 4 5 M (Circle)

COMMANDER/LEADER ASSESSMENT: T P U (Circle)

CONDITIONS: Health hazards exist that require field sanitation measures. The element is in the field without permanent sanitation or water facilities. The commander has selected and trained the unit's field sanitation team (FST). The combat health support (CHS) plan, the tactical standing operating procedure (TACSOP), and higher headquarters's (HQ) operation order (OPORD) are available. All required sanitation equipment is available. Field sanitation measures are continuous and are performed simultaneously with other operational tasks. Simplified collective-protection equipment (SCPE) is on hand and field-expedient and natural shelters are available. Some iterations of this task should be performed in MOPP4.

TASK STANDARDS: The FST performs field sanitation measures according to the TACSOP, Field Manuals (FMs) 21-10 and 21-10-1, and the commander's guidance. At mission-oriented protection posture (MOPP) 4, only minimum-essential field sanitation activities are performed.

TASK STEPS AND PERFORMANCE MEASURES	GO	NO-GO
* 1. The commander directs field sanitation measures. <ul style="list-style-type: none"> a. Directed field sanitation activities to counter the medical threat. b. Monitored field sanitation activities for compliance with FMs 21-10 and 21-10-1 and the TACSOP. c. Enforced individual field sanitation measures. d. Requested assistance from the supporting preventive medicine (PVNTMED) element for sanitation problems that were beyond the expertise of the unit's FST according to the TACSOP and the OPORD. e. Corrected field sanitation deficiencies. f. Reported field sanitation deficiencies that could not be corrected by unit personnel to the FST. g. Enforced safety procedures according to Army Regulation (AR) 385-10 and the TACSOP. h. Enforced environmental-protection procedures according to AR 200-1 and the TACSOP. 2. The FST supervises the unit's field sanitation measures. <ul style="list-style-type: none"> a. Maintained field sanitation basic load according to AR 40-5 and FM 21-10-1. b. Supervised the distribution of field sanitation basic load items according to AR 40-5 and FM 21-10-1. 		

TASK STEPS AND PERFORMANCE MEASURES	GO	NO-GO
<ul style="list-style-type: none"> c. Tested the unit's water supply for the required chlorine residual level according to FM 21-10-1 and the TACSOP. d. Inspected water containers and trailers according to FM 21-10-1 and the TACSOP. e. Monitored personnel to ensure that they used personal protective measures (skin, clothing, and bed-net repellent) against arthropods and rodents according to applicable directives and the commander's guidance. f. Conducted rodent surveys, as required. g. Monitored personnel for employment of correct hygiene measures. h. Monitored waste facilities and procedures for compliance with AR 40-5, FM 21-10-1, and the TACSOP, as required. i. Inspected latrines and urinals according to FM 21-10-1 and the TACSOP. j. Inspected liquid and solid waste-disposal facilities to ensure their compliance with AR 40-5, FM 21-10-1, and the TACSOP. k. Inspected hand-washing devices according to FM 21-10-1 and the TACSOP. l. Inspected the transport, storage, preparation, and service of food for compliance with FM 21-10-1 and the TACSOP. m. Provided advice, recommendations, and training requirements to the commander. n. Enforced safety procedures according to AR 385-10 and the TACSOP. o. Enforced environmental-protection procedures according to AR 200-1 and the TACSOP. <p>3. Unit personnel employ field sanitation measures.</p> <ul style="list-style-type: none"> a. Maintained the prescribed load of water purification materials according to AR 40-5, FM 21-10, and the TACSOP. b. Prepared nonpotable water for personal use according to FM 21-10 and the TACSOP. c. Consumed only water designated as potable. d. Maintained latrines and hand-washing facilities according to FM 21-10 and the TACSOP. e. Employed preventive measures against cold and heat injuries. f. Employed personal-hygiene measures. g. Employed preventive measures against arthropod and rodent infestation, to include using skin, clothing, and bed-net repellent. h. Reported field sanitation deficiencies to the FST. i. Employed safety procedures according to AR 385-10 and the TACSOP. j. Employed environmental-protection procedures according to AR 200-1 and the TACSOP. 		

TASK PERFORMANCE / EVALUATION SUMMARY BLOCK							
ITERATION	1	2	3	4	5	M	TOTAL
TOTAL TASK STEPS EVALUATED							
TOTAL TASK STEPS "GO"							
TRAINING STATUS "GO"/"NO-GO"							

"*" indicates a leader task step.

SUPPORTING INDIVIDUAL TASKS: NONE

SUPPORTING COLLECTIVE TASKS: NONE**OPFOR TASKS AND STANDARDS**

TASK: Surrender to the Capturing Unit on the Battlefield (5-OPFOR-0024)

CONDITION: The enemy has captured opposing forces (OPFOR) element's soldiers, documents, and equipment sensitive to the OPFOR tactical operations.

STANDARD: The OPFOR soldiers retain or destroy documents and equipment. The OPFOR element surrenders the documents and the equipment of no tactical use to the enemy and attempts to conceal or destroy items of tactical value. The OPFOR element attempts escape and evasion. 1. Prevents the successful capture of the documents and the equipment. 2. Destroys the documents and the equipment. 3. Removes identifying markings from the equipment. 4. Removes unit-identifying insignia. 5. Provides misleading information. 6. Plans an escape. 7. Delays movement to the nearest collection point. 8. Prevents safeguarding of the enemy prisoners of war (EPWs) in order to cause embarrassment to the United States (US).

TASK: Disrupt a Route Reconnaissance (5-OPFOR-0021)

CONDITION: The enemy is conducting a route reconnaissance. The opposing forces (OPFOR) element is positioned along the enemy's route.

STANDARD: The OPFOR element attempts to disrupt a squad/section conducting a route reconnaissance. 1. Prevents the unit from meeting its specified time schedule. 2. Forces the unit to deviate from its specified route. 3. Prevents the unit from reaching its assigned destination. 4. Surprises the squad/section. 5. Inflicts casualties on the unit.

TASK: Conduct an Aerial Reconnaissance (5-OPFOR-0010)

CONDITION: The opposing forces (OPFOR) headquarters (HQ) element requires intelligence on the locations and identification of the enemy elements. Aircraft is dispatched to take photographs and make a visual inspection of the enemy rear area.

STANDARD: The OPFOR element gathers photograph intelligence of the enemy. 1. Photographs the assigned sectors. 2. Makes quick visual checks where the ceiling is low. 3. Locates enemy positions in the area, particularly support and storage bases, and command and control (C2) facilities. 4. Sustains no loss of aircraft. 5. Reports priority intelligence requirements (PIR) and other information requirements to the OPFOR HQ.

TASK: Conduct a Raid (5-OPFOR-0004)

CONDITION: The opposing forces (OPFOR) element has occupied an objective rally point and has orders to conduct a raid on a combat service support (CSS) base.

STANDARD: The OPFOR element infiltrates the enemy's base and destroys all of the targets. 1. Surprises the enemy forces. 2. Assaults the support base and accomplishes the assigned tasks. 3. Destroys the specified equipment and supplies. 4. Avoids being decisively engaged. 5. Withdraws all personnel from the objective areas within the time prescribed. 6. Obtains all priority intelligence requirements (PIR) from the raid site. 7. Sustains only light casualties from enemy fire.

TASK: Defeat Obstacles (5-OPFOR-0009)

CONDITION: The opposing forces (OPFOR) element encounters an obstacle that blocks the avenue of approach as it advances upon the enemy forces.

STANDARD: The OPFOR element bypasses or breaches the enemy obstacle. 1. Detects the obstacle before halting its main body. 2. Defeats the obstacle. a. Bypasses the obstacle without entering the engagement areas. b. Breaches the obstacle within 45 minutes and passes its entire force through the obstacle. 3. Does not incur degradation to the point that the mission must be discontinued.

TASK: Conduct an Attack (5-OPFOR-0008)

CONDITION: The enemy is conducting tactical operations. The opposing forces (OPFOR) element receives orders to attack the enemy, the area of occupation, or the main supply route (MSR) with smoke.

STANDARD: The OPFOR element disrupts the enemy's movement and smoke operations. 1. Determines the delivery method of the smoke attack. 2. Locates the target. 3. Delivers the smoke attack downwind. 4. Attacks the enemy with smoke, and surge attacks when the enemy responds to the smoke.

TASK: Disrupt Construction of Vehicle Fighting Positions (5-OPFOR-0020)

CONDITION: The opposing forces (OPFOR) element has located the enemy. The priority intelligence requirements (PIR) and other intelligence obtained by OPFOR patrols indicate the enemy is constructing vehicle fighting positions within its defensive area. The OPFOR element has automatic and antiarmor weapons and light mortars.

STANDARD: The OPFOR element attempts to disrupt the enemy's efforts to establish vehicle fighting positions. 1. Locates the defensive area. 2. Surprises the main body. 3. Penetrates the defensive area with squad-size probes. 4. Inflicts casualties on the unit. 5. Destroys vehicles. 6. Disrupts the unit's preparations (prevents or delays beyond the unit's allotted time).

TASK: Disrupt an Engineer Reconnaissance (5-OPFOR-0022)

CONDITION: The enemy is conducting an engineer reconnaissance. The opposing forces (OPFOR) element is positioned along the enemy's route.

STANDARD: The OPFOR element disrupts an engineer reconnaissance. 1. Prevents the unit from meeting its specified time schedule. 2. Forces the unit to deviate from its specified route. 3. Prevents the unit from accomplishing its assigned engineer reconnaissance. 4. Surprises the unit conducting the reconnaissance.

TASK: Conduct Terrorist and Saboteur Attacks (5-OPFOR-0005)

CONDITION: The opposing forces (OPFOR) element dispatches small teams into the enemy's rear area to disrupt combat service support (CSS) operations.

STANDARD: The enemy sustains disrupted command and control (C2), destroyed equipment and supplies, and light casualties. 1. Locates rear support bases and C2 facilities. 2. Delays and disrupts CSS operations through probes. 3. Infiltrates CSS bases to conduct sabotage and terrorist activities. 4. Inflicts light casualties. 5. Destroys supplies and equipment.

TASK: Defend a Minefield (5-OPFOR-0023)

CONDITION: The enemy is conducting a minefield sweeping operation. The opposing forces (OPFOR) element has a minefield placed in the enemy's path. The minefield is under constant observation and fire.

STANDARD: The OPFOR element defends a minefield against an enemy element conducting a minefield sweeping operation. 1. Prevents the unit from detecting the obstacle. 2. Disrupts the minefield sweeping operation. 3. Prevents the unit from conducting the minefield sweeping operation, prevents the unit from moving all personnel through the breach, or delays the completion of the minefield sweeping operation for more than 45 minutes.

TASK: Conduct an Ambush (5-OPFOR-0007)

CONDITION: The enemy is moving in a convoy. The opposing forces (OPFOR) element is positioned along the enemy's route.

STANDARD: The OPFOR element inflicts casualties on the enemy and causes vehicle and equipment damage. 1. Prepares an ambush site before the element arrives. 2. Surprises march element forces. 3. Inflicts heavy casualties within the designated kill zone. 4. Inflicts heavy damage to the vehicles and the equipment within the designated kill zone. 5. Delays the march element from reaching a specified destination for a specified period of time. 6. Withdraws on order. 7. Sustains no casualties. 8. Reports actions to superiors.

TASK: Maintain Contact (5-OPFOR-0003)

CONDITION: The opposing forces (OPFOR) element is engaged with enemy base-defense forces. The enemy forces are withdrawing under pressure.

STANDARD: The OPFOR element maintains enemy contact while the enemy withdraws. 1. Engages the enemy forces decisively. 2. Advances the OPFOR as the enemy forces withdraw. 3. Inflicts heavy casualties. 4. Captures the members of the enemy force. 5. Captures documents and equipment. 6. Safeguards the captured documents, the equipment, and the personnel.

TASK: Disrupt a Net Control Station (NCS) (5-OPFOR-0019)

CONDITION: The enemy has established a NCS. The opposing forces (OPFOR) element has radio and jamming equipment.

STANDARD: The OPFOR element attempts to disrupt an NCS. 1. Attempts to locate the radio frequency that the unit is operating on. 2. Attempts to enter the radio net. 3. Attempts to issue "bogus" orders to a unit on the net. 4. Jams the radio frequency and forces the unit to go to an alternate frequency.

TASK: Disrupt Defensive Preparations (5-OPFOR-0018)

CONDITION: The opposing forces (OPFOR) element has located the enemy. Priority intelligence requirements (PIR) and other intelligence requirements obtained by OPFOR patrols indicate that the enemy elements are establishing defensive positions. The OPFOR element has automatic and antiarmor weapons and light mortars.

STANDARD: The OPFOR element disrupts and delays the enemy's defensive preparations. 1. Locates and penetrates the enemy's security system. 2. Forces the enemy to delay defensive preparations. 3. Disrupts the enemy's obstacle preparations.

TASK: Disrupt Enemy Movement and Operations Using Tactical Nuclear Weapons (5-OPFOR-0016)

CONDITION: The opposing forces (OPFOR) element has located the enemy. Priority intelligence requirements (PIR) and other intelligence requirements have been obtained by OPFOR patrols. Tactical nuclear weapons are employed against key locations in the rear area.

STANDARD: The OPFOR element disrupts enemy movement and operations. 1. Disrupts or delays the movement of the enemy's equipment and supplies to the forward areas. 2. Destroys enemy equipment and supplies. 3. Inflicts a high rate of nuclear casualties among the enemy forces. 4. Denies the enemy the use of specified areas. 5. Contaminates the enemy's equipment and supplies.

TASK: Disrupt Quartering Party Operations (5-OPFOR-0017)

CONDITION: The enemy is conducting quartering party operations. It has established an assembly area (AA) but has not moved in the main body.

STANDARD: The opposing forces (OPFOR) element attempts to disrupt quartering party operations and infiltrate the enemy's AA. 1. Locates the quartering party and the AA. 2. Surprises the main body. 3. Penetrates the AA with squad-size probes. 4. Inflicts personnel casualties and vehicle damage. 5. Disrupts the unit's preparations (prevents or delays beyond the unit's allotted time).

TASK: Disrupt Enemy Movement and Operations Using Persistent and Nonpersistent Chemical Weapons (5-OPFOR-0015)

CONDITION: The opposing forces (OPFOR) element has located the enemy. Priority intelligence requirements (PIR) and other intelligence requirements have been obtained by OPFOR patrols. The OPFOR units deliver chemical agents, by means of conventional artillery weapons or aircraft, along selected supply routes and key bases in the rear area.

STANDARD: The OPFOR element disrupts enemy movement and operations using persistent and nonpersistent chemical weapons. 1. Delivers chemical agents in low and densely wooded areas. 2. Delays the movement of enemy supplies and equipment to the forward areas. 3. Restricts the movement of the enemy units in the rear area. 4. Channels the movement of enemy units into predesignated ambush areas. 5. Contaminates enemy supplies and equipment. 6. Inflicts a high rate of casualties on enemy forces.

TASK: Disrupt Movement (5-OPFOR-0014)

CONDITION: The enemy is expected to move through the opposing forces (OPFOR) element's area of operations. The OPFOR element has received an operation order (OPORD) or fragmentary order (FRAGO) to disrupt enemy movement. The enemy has the capability to defend with direct fire and antiarmor weapons.

STANDARD: The OPFOR element delays enemy movement. 1. Delays the element. 2. Forces the element to deviate from its route. 3. Prevents the element from reaching its destination. 4. Surprises the element's main body.

TASK: Counter Passage of Lines (5-OPFOR-0012)

CONDITION: Enemy forces are in defensive positions, but they are expected to attempt passage-of-lines operations. The opposing forces (OPFOR) received orders to disrupt enemy passage-of-lines operations.

STANDARD: The OPFOR element delays or prevents enemy passage of lines. 1. Delays the passage. 2. Prevents the company from moving all personnel through the stationary unit. 3. Engages the main body of either the moving or the stationary unit.

TASK: Disrupt Assembly Area (AA) Activities (5-OPFOR-0013)

CONDITION: Intelligence reports indicate that platoon- and company-size enemy units are operating in the opposing forces (OPFOR) area of operations. Enemy units can defend from AAs with direct fire, antiarmor weapons, and indirect fire. The enemy has close air support (CAS) and nuclear, biological, and chemical (NBC) capabilities.

STANDARD: The OPFOR element locates and disrupts the enemy's AA activities. 1. Locates the element's AA. 2. Probes the AA with squad- or team-size elements. 3. Inflicts more than 5 percent casualties on the element. 4. Disrupts the element's preparations (prevents or delays beyond the element's allotted time).

TASK: Attack (5-OPFOR-0001)

CONDITION: The opposing forces (OPFOR) element has located the enemy. The priority intelligence requirements (PIR) and the other intelligence requirements have been obtained by OPFOR patrols. The OPFOR element has automatic and antiarmor weapons and light mortars.

STANDARD: The OPFOR element attempts to seize the terrain, the vehicles, or the equipment. 1. Develops an attack plan. 2. Surprises the enemy unit's main body. 3. Initiates the attack using a scheme of maneuver that exploits the enemy's flanks, gaps, and weaknesses. 4. Uses covered and concealed routes to approach the enemy forces' flanks, gaps, or weakly held areas. 5. Employs indirect fire to support the attack. 6. Penetrates enemy defenses. 7. Destroys the equipment and the supplies. 8. Inflicts heavy casualties. 9. Isolates the combat service support (CSS) base by blocking the reinforcements. 10. Forces the enemy units to displace. 11. Avoids being fixed in one position. 12. Withdraws before the CSS base is reinforced with tactical combat forces.

TASK: Conduct Air Attacks (5-OPFOR-0002)

CONDITION: The opposing forces (OPFOR) element in the rear area has forwarded the positions of the enemy support sites or the locations of moving elements. The OPFOR aircraft have been dispatched to attack enemy installations or convoys.

STANDARD: The OPFOR element attempts to delay, disrupt, or damage the enemy targets by air. 1. Locates the target (support sites or convoys). 2. Makes attack runs on the designated targets. 3. Inflicts heavy damage to the selected target. 4. Sustains no loss of aircraft. 5. Delays moving the force for more than one hour.

TASK: Conduct Sniper Operations (5-OPFOR-0006)

CONDITION: The opposing forces (OPFOR) element has assigned snipers (regular or irregular elements) in the enemy's rear area along the main supply route (MSR) and near support sites.

STANDARD: The OPFOR element kills or wounds targets. 1. Sets up a well-concealed location. 2. Engages vehicle drivers or personnel on foot with short bursts of semiautomatic fire. 3. Kills or wounds selected targets. 4. Prevents the position from being discovered by enemy forces. 5. Evacuates the area without being spotted. 6. Reports all specified priority intelligence requirements (PIR) and other intelligence requirements to the OPFOR headquarters (HQ).

ELEMENT: Communication Section

TASK: Operate a Telephone Switch (Manual/SB22/PT) (11-5-0050.05-T01A)
(TC 24-20) (TM 11-5805-262-12)

ITERATION: 1 2 3 4 5 (Circle)

COMMANDER/LEADER ASSESSMENT: T P U (Circle)

CONDITIONS: The platoon occupies a defensive position and is directed to establish wire communications. Digital units have performed functionality checks, and systems are operational. This task should not be trained in MOPP4.

TASK STANDARDS: The platoon installs wire, a switchboard (SB), and telephones to establish and maintain communications with subordinate elements no later than the time specified in the operation order (OPORD). Digital units send and receive reports using frequency-modulated (FM) or digital means.

TASK STEPS AND PERFORMANCE MEASURES	GO	NO-GO
<ol style="list-style-type: none"> 1. Designated personnel operate a telephone SB. <ol style="list-style-type: none"> a. Inspected the SB22/PT for accountability and serviceability according to the packing list and Technical Manual (TM) 11-5805-262-12. If the packing list was not available, used the end-item list to check the components. b. Positioned the telephone SB on a flat surface, such as a table, a packing box, or a ledge in a foxhole, but not directly on the ground. Used a poncho, a shelter half, or canvas to protect the SB from the elements. c. Laid the SB on its side with its nameplate up. d. Grounded the equipment according to the grounding techniques specified in TM 11-5805-262-12. e. Performed the SB preoperation procedures according to TM 11-5805-262-12. f. Labeled the SB according to the unit's standing operating procedure (SOP). g. Connected local and trunk wire lines. 2. Designated personnel install the internal wiring and telephones. <ol style="list-style-type: none"> a. Tested the field wire or cable before installation. b. Laid the field wire and installed telephones according to the priority established by the platoon leader. c. Secured the field wire at starting points and at changes of direction to reduce strain. d. Used proper hardware (anything that did not cut or damage the wire) and ties (basket hitch, loop knot, clove hitch, or drop loop) for hanging tension bridges and securing points. e. Tagged the wire ties. f. Enhanced concealment using the terrain and vegetation. g. Ensured that the overhead wire construction met clearance requirements of at least 5.5 meters above secondary roads and 7.2 meters above primary roads. 3. Designated personnel operate the telephone SB. <ol style="list-style-type: none"> a. Tested the SB22/PT by performing communication checks with all users to ensure that the SB was operational. b. Processed calls. c. Performed preventive-maintenance checks and services (PMCS) on the telephone SB according to TM 11-5805-262-12. 		

TASK STEPS AND PERFORMANCE MEASURES	GO	NO-GO
4. Designated personnel inform the platoon leader when wire communications are established.		
5. Designated personnel perform PMCS on the field wire or cable lines. <ul style="list-style-type: none"> a. Maintained a 20-percent slack in the field wire or cable lines. b. Kept all wire splices and cable locks clear of standing water. 		

TASK PERFORMANCE / EVALUATION SUMMARY BLOCK							
ITERATION	1	2	3	4	5		TOTAL
TOTAL TASK STEPS EVALUATED							
TOTAL TASK STEPS "GO"							
TRAINING STATUS "GO"/"NO-GO"							

"*" indicates a leader task step.

SUPPORTING INDIVIDUAL TASKS: NONE

SUPPORTING COLLECTIVE TASKS: NONE

OPFOR TASKS AND STANDARDS

TASK: Disrupt a Route Reconnaissance (5-OPFOR-0021)

CONDITION: The enemy is conducting a route reconnaissance. The opposing forces (OPFOR) element is positioned along the enemy's route.

STANDARD: The OPFOR element attempts to disrupt a squad/section conducting a route reconnaissance. 1. Prevents the unit from meeting its specified time schedule. 2. Forces the unit to deviate from its specified route. 3. Prevents the unit from reaching its assigned destination. 4. Surprises the squad/section. 5. Inflicts casualties on the unit.

TASK: Conduct an Aerial Reconnaissance (5-OPFOR-0010)

CONDITION: The opposing forces (OPFOR) headquarters (HQ) element requires intelligence on the locations and identification of the enemy elements. Aircraft is dispatched to take photographs and make a visual inspection of the enemy rear area.

STANDARD: The OPFOR element gathers photograph intelligence of the enemy. 1. Photographs the assigned sectors. 2. Makes quick visual checks where the ceiling is low. 3. Locates enemy positions in the area, particularly support and storage bases, and command and control (C2) facilities. 4. Sustains no loss of aircraft. 5. Reports priority intelligence requirements (PIR) and other information requirements to the OPFOR HQ.

TASK: Conduct a Raid (5-OPFOR-0004)

CONDITION: The opposing forces (OPFOR) element has occupied an objective rally point and has orders to conduct a raid on a combat service support (CSS) base.

STANDARD: The OPFOR element infiltrates the enemy's base and destroys all of the targets. 1. Surprises the enemy forces. 2. Assaults the support base and accomplishes the assigned tasks. 3. Destroys the specified equipment and supplies. 4. Avoids being decisively engaged. 5. Withdraws all personnel from the objective areas within the time prescribed. 6. Obtains all priority intelligence requirements (PIR) from the raid site. 7. Sustains only light casualties from enemy fire.

TASK: Defeat Obstacles (5-OPFOR-0009)

CONDITION: The opposing forces (OPFOR) element encounters an obstacle that blocks the avenue of approach as it advances upon the enemy forces.

STANDARD: The OPFOR element bypasses or breaches the enemy obstacle. 1. Detects the obstacle before halting its main body. 2. Defeats the obstacle. a. Bypasses the obstacle without entering the engagement areas. b. Breaches the obstacle within 45 minutes and passes its entire force through the obstacle. 3. Does not incur degradation to the point that the mission must be discontinued.

TASK: Conduct an Attack (5-OPFOR-0008)

CONDITION: The enemy is conducting tactical operations. The opposing forces (OPFOR) element receives orders to attack the enemy, the area of occupation, or the main supply route (MSR) with smoke.

STANDARD: The OPFOR element disrupts the enemy's movement and smoke operations. 1. Determines the delivery method of the smoke attack. 2. Locates the target. 3. Delivers the smoke attack downwind. 4. Attacks the enemy with smoke, and surge attacks when the enemy responds to the smoke.

TASK: Disrupt Construction of Vehicle Fighting Positions (5-OPFOR-0020)

CONDITION: The opposing forces (OPFOR) element has located the enemy. The priority intelligence requirements (PIR) and other intelligence obtained by OPFOR patrols indicate the enemy is constructing vehicle fighting positions within its defensive area. The OPFOR element has automatic and antiarmor weapons and light mortars.

STANDARD: The OPFOR element attempts to disrupt the enemy's efforts to establish vehicle fighting positions. 1. Locates the defensive area. 2. Surprises the main body. 3. Penetrates the defensive area with squad-size probes. 4. Inflicts casualties on the unit. 5. Destroys vehicles. 6. Disrupts the unit's preparations (prevents or delays beyond the unit's allotted time).

TASK: Disrupt an Engineer Reconnaissance (5-OPFOR-0022)

CONDITION: The enemy is conducting an engineer reconnaissance. The opposing forces (OPFOR) element is positioned along the enemy's route.

STANDARD: The OPFOR element disrupts an engineer reconnaissance. 1. Prevents the unit from meeting its specified time schedule. 2. Forces the unit to deviate from its specified route. 3. Prevents the unit from accomplishing its assigned engineer reconnaissance. 4. Surprises the unit conducting the reconnaissance.

TASK: Conduct Terrorist and Saboteur Attacks (5-OPFOR-0005)

CONDITION: The opposing forces (OPFOR) element dispatches small teams into the enemy's rear area to disrupt combat service support (CSS) operations.

STANDARD: The enemy sustains disrupted command and control (C2), destroyed equipment and supplies, and light casualties. 1. Locates rear support bases and C2 facilities. 2. Delays and disrupts CSS operations through probes. 3. Infiltrates CSS bases to conduct sabotage and terrorist activities. 4. Inflicts light casualties. 5. Destroys supplies and equipment.

TASK: Defend a Minefield (5-OPFOR-0023)

CONDITION: The enemy is conducting a minefield sweeping operation. The opposing forces (OPFOR) element has a minefield placed in the enemy's path. The minefield is under constant observation and fire.

STANDARD: The OPFOR element defends a minefield against an enemy element conducting a minefield sweeping operation. 1. Prevents the unit from detecting the obstacle. 2. Disrupts the minefield sweeping operation. 3. Prevents the unit from conducting the minefield sweeping operation, prevents the unit from moving all personnel through the breach, or delays the completion of the minefield sweeping operation for more than 45 minutes.

TASK: Conduct an Ambush (5-OPFOR-0007)

CONDITION: The enemy is moving in a convoy. The opposing forces (OPFOR) element is positioned along the enemy's route.

STANDARD: The OPFOR element inflicts casualties on the enemy and causes vehicle and equipment damage. 1. Prepares an ambush site before the element arrives. 2. Surprises march element forces. 3. Inflicts heavy casualties within the designated kill zone. 4. Inflicts heavy damage to the vehicles and the equipment within the designated kill zone. 5. Delays the march element from reaching a specified destination for a specified period of time. 6. Withdraws on order. 7. Sustains no casualties. 8. Reports actions to superiors.

TASK: Maintain Contact (5-OPFOR-0003)

CONDITION: The opposing forces (OPFOR) element is engaged with enemy base-defense forces. The enemy forces are withdrawing under pressure.

STANDARD: The OPFOR element maintains enemy contact while the enemy withdraws. 1. Engages the enemy forces decisively. 2. Advances the OPFOR as the enemy forces withdraw. 3. Inflicts heavy casualties. 4. Captures the members of the enemy force. 5. Captures documents and equipment. 6. Safeguards the captured documents, the equipment, and the personnel.

TASK: Surrender to the Capturing Unit on the Battlefield (5-OPFOR-0024)

CONDITION: The enemy has captured opposing forces (OPFOR) element's soldiers, documents, and equipment sensitive to the OPFOR tactical operations.

STANDARD: The OPFOR soldiers retain or destroy documents and equipment. The OPFOR element surrenders the documents and the equipment of no tactical use to the enemy and attempts to conceal or destroy items of tactical value. The OPFOR element attempts escape and evasion. 1. Prevents the successful capture of the documents and the equipment. 2. Destroys the documents and the equipment. 3. Removes identifying markings from the equipment. 4. Removes unit-identifying insignia. 5. Provides misleading information. 6. Plans an escape. 7. Delays movement to the nearest collection point. 8. Prevents safeguarding of the enemy prisoners of war (EPWs) in order to cause embarrassment to the United States (US).

TASK: Disrupt a Net Control Station (NCS) (5-OPFOR-0019)

CONDITION: The enemy has established a NCS. The opposing forces (OPFOR) element has radio and jamming equipment.

STANDARD: The OPFOR element attempts to disrupt an NCS. 1. Attempts to locate the radio frequency that the unit is operating on. 2. Attempts to enter the radio net. 3. Attempts to issue "bogus" orders to a unit on the net. 4. Jams the radio frequency and forces the unit to go to an alternate frequency.

TASK: Disrupt Defensive Preparations (5-OPFOR-0018)

CONDITION: The opposing forces (OPFOR) element has located the enemy. Priority intelligence requirements (PIR) and other intelligence requirements obtained by OPFOR patrols indicate that the enemy elements are establishing defensive positions. The OPFOR element has automatic and antiarmor weapons and light mortars.

STANDARD: The OPFOR element disrupts and delays the enemy's defensive preparations. 1. Locates and penetrates the enemy's security system. 2. Forces the enemy to delay defensive preparations. 3. Disrupts the enemy's obstacle preparations.

TASK: Disrupt Enemy Movement and Operations Using Tactical Nuclear Weapons (5-OPFOR-0016)

CONDITION: The opposing forces (OPFOR) element has located the enemy. Priority intelligence requirements (PIR) and other intelligence requirements have been obtained by OPFOR patrols. Tactical nuclear weapons are employed against key locations in the rear area.

STANDARD: The OPFOR element disrupts enemy movement and operations. 1. Disrupts or delays the movement of the enemy's equipment and supplies to the forward areas. 2. Destroys enemy equipment and supplies. 3. Inflicts a high rate of nuclear casualties among the enemy forces. 4. Denies the enemy the use of specified areas. 5. Contaminates the enemy's equipment and supplies.

TASK: Disrupt Quartering Party Operations (5-OPFOR-0017)

CONDITION: The enemy is conducting quartering party operations. It has established an assembly area (AA) but has not moved in the main body.

STANDARD: The opposing forces (OPFOR) element attempts to disrupt quartering party operations and infiltrate the enemy's AA. 1. Locates the quartering party and the AA. 2. Surprises the main body. 3. Penetrates the AA with squad-size probes. 4. Inflicts personnel casualties and vehicle damage. 5. Disrupts the unit's preparations (prevents or delays beyond the unit's allotted time).

TASK: Disrupt Enemy Movement and Operations Using Persistent and Nonpersistent Chemical Weapons (5-OPFOR-0015)

CONDITION: The opposing forces (OPFOR) element has located the enemy. Priority intelligence requirements (PIR) and other intelligence requirements have been obtained by OPFOR patrols. The OPFOR units deliver chemical agents, by means of conventional artillery weapons or aircraft, along selected supply routes and key bases in the rear area.

STANDARD: The OPFOR element disrupts enemy movement and operations using persistent and nonpersistent chemical weapons. 1. Delivers chemical agents in low and densely wooded areas. 2. Delays the movement of enemy supplies and equipment to the forward areas. 3. Restricts the movement of the enemy units in the rear area. 4. Channels the movement of enemy units into predesignated ambush areas. 5. Contaminates enemy supplies and equipment. 6. Inflicts a high rate of casualties on enemy forces.

TASK: Disrupt Movement (5-OPFOR-0014)

CONDITION: The enemy is expected to move through the opposing forces (OPFOR) element's area of operations. The OPFOR element has received an operation order (OPORD) or fragmentary order (FRAGO) to disrupt enemy movement. The enemy has the capability to defend with direct fire and antiarmor weapons.

STANDARD: The OPFOR element delays enemy movement. 1. Delays the element. 2. Forces the element to deviate from its route. 3. Prevents the element from reaching its destination. 4. Surprises the element's main body.

TASK: Counter Passage of Lines (5-OPFOR-0012)

CONDITION: Enemy forces are in defensive positions, but they are expected to attempt passage-of-lines operations. The opposing forces (OPFOR) received orders to disrupt enemy passage-of-lines operations.

STANDARD: The OPFOR element delays or prevents enemy passage of lines. 1. Delays the passage. 2. Prevents the company from moving all personnel through the stationary unit. 3. Engages the main body of either the moving or the stationary unit.

TASK: Disrupt Assembly Area (AA) Activities (5-OPFOR-0013)

CONDITION: Intelligence reports indicate that platoon- and company-size enemy units are operating in the opposing forces (OPFOR) area of operations. Enemy units can defend from AAs with direct fire, antiarmor weapons, and indirect fire. The enemy has close air support (CAS) and nuclear, biological, and chemical (NBC) capabilities.

STANDARD: The OPFOR element locates and disrupts the enemy's AA activities. 1. Locates the element's AA. 2. Probes the AA with squad- or team-size elements. 3. Inflicts more than 5 percent casualties on the element. 4. Disrupts the element's preparations (prevents or delays beyond the element's allotted time).

TASK: Attack (5-OPFOR-0001)

CONDITION: The opposing forces (OPFOR) element has located the enemy. The priority intelligence requirements (PIR) and the other intelligence requirements have been obtained by OPFOR patrols. The OPFOR element has automatic and antiarmor weapons and light mortars.

STANDARD: The OPFOR element attempts to seize the terrain, the vehicles, or the equipment. 1. Develops an attack plan. 2. Surprises the enemy unit's main body. 3. Initiates the attack using a scheme of maneuver that exploits the enemy's flanks, gaps, and weaknesses. 4. Uses covered and concealed routes to approach the enemy forces' flanks, gaps, or weakly held areas. 5. Employs indirect fire to support the attack. 6. Penetrates enemy defenses. 7. Destroys the equipment and the supplies. 8. Inflicts heavy casualties. 9. Isolates the combat service support (CSS) base by blocking the reinforcements. 10. Forces the enemy units to displace. 11. Avoids being fixed in one position. 12. Withdraws before the CSS base is reinforced with tactical combat forces.

TASK: Conduct Sniper Operations (5-OPFOR-0006)

CONDITION: The opposing forces (OPFOR) element has assigned snipers (regular or irregular elements) in the enemy's rear area along the main supply route (MSR) and near support sites.

STANDARD: The OPFOR element kills or wounds targets. 1. Sets up a well-concealed location. 2. Engages vehicle drivers or personnel on foot with short bursts of semiautomatic fire. 3. Kills or wounds selected targets. 4. Prevents the position from being discovered by enemy forces. 5. Evacuates the area without being spotted. 6. Reports all specified priority intelligence requirements (PIR) and other intelligence requirements to the OPFOR headquarters (HQ).

TASK: Conduct Air Attacks (5-OPFOR-0002)

CONDITION: The opposing forces (OPFOR) element in the rear area has forwarded the positions of the enemy support sites or the locations of moving elements. The OPFOR aircraft have been dispatched to attack enemy installations or convoys.

STANDARD: The OPFOR element attempts to delay, disrupt, or damage the enemy targets by air. 1. Locates the target (support sites or convoys). 2. Makes attack runs on the designated targets. 3. Inflicts heavy damage to the selected target. 4. Sustains no loss of aircraft. 5. Delays moving the force for more than one hour.

ELEMENT: Communication Section

TASK: Provide a Field Cable or Wire System (11-5-0121.05-T01A)
 (FM 24-19) (TC 24-20) (TM 11-3895-203-15)
 (TM 11-5805-262-12) (TM 11-5805-294-12)

ITERATION: 1 2 3 4 5 M (Circle)
COMMANDER/LEADER ASSESSMENT: T P U (Circle)

CONDITIONS: The unit receives a fragmentary order (FRAGO) and a briefing on the size and shape of the facility or supported command post (CP), the location of each element, the required instruments, and the installation priority. Digital units have performed functionality checks, and systems are operational. Some iterations of this task should be performed in MOPP4.

TASK STANDARDS: The internal communications network is set up according to the unit's standing operating procedure (SOP) or the commander's guidance, and is operational by the time specified in the order. The time required to perform this task is increased when conducting it in mission-oriented protection posture (MOPP) 4.

TASK STEPS AND PERFORMANCE MEASURES	GO	NO-GO
<p>* 1. The section leader prepares a telephone cable or wire installation plan.</p> <ul style="list-style-type: none"> a. Selected a wire route (based on a map study) that met the requirements of the tactical situation and was easy to construct and maintain. b. Selected the most direct primary and alternate wire routes after conducting a ground reconnaissance. c. Prepared an interim plan indicating the routes of the wire lines. d. Allocated the manpower and materials to accomplish the task. e. Prepared a telephone traffic diagram showing the number of telephone circuits in the communications system. f. Prepared a telephone directory according to the signal operation instructions (SOI) or the standing signal instructions (SSI). Included the names and numbers of the telephone system users. <p>2. The section installs a telephone switchboard (SB).</p> <ul style="list-style-type: none"> a. Inspected the equipment for accountability and serviceability according to the packing list and the appropriate technical manual (TM). Used the end-item list if no packing list was available. b. Positioned the telephone SB on a flat surface, such as a table, packing box, or ledge in a foxhole, but not directly on the ground. Used a poncho, shelter half, or canvas to protect the SB from the elements. c. Laid the SB on its side with the nameplate up. d. Grounded the equipment using proper grounding techniques according to the appropriate TM. e. Performed SB preoperation procedures according to the appropriate TM. f. Labeled the SB according to the traffic diagram. g. Connected the local and trunk wire lines. <p>3. The section installs internal wiring and telephones.</p> <ul style="list-style-type: none"> a. Installed the distribution box. b. Tested the field cable or wire before installing. c. Laid the field wire and installed telephones according to the priority established by the communications section leader. d. Secured the field wire at all the starting points and at any changes of direction to reduce the strain. 		

TASK STEPS AND PERFORMANCE MEASURES	GO	NO-GO
e. Used proper hardware (anything that did not cut or damage the wire) and ties (basket hitch, loop knot, clove hitch, or drop loop) for hanging tension bridges and securing points. f. Tagged the wire ties. g. Used the terrain and vegetation to enhance concealment. h. Ensured that all overhead wire construction met clearance requirements of at least 5.5 meters above secondary roads and 7.2 meters above primary roads. i. Finished the line route map indicating the routes of wire lines, SBs, switching centrals, and test stations; the number of circuits along a route; and the type of wire construction. 4. The section operates the telephone SB. a. Tested the SB to ensure that it was operational. b. Used the turning hand-ringing generator on the telephone (TA 312/PT) to terminate and ring off circuits as they became available to called parties. c. Processed calls. d. Updated the traffic diagram, as required. e. Performed operator preventive-maintenance checks and services (PMCS) on the SB according to the appropriate TM. 5. The section performs PMCS on the field cable or wire lines. a. Maintained a 20-percent slack in the field cable or wire lines. b. Kept all wire splices and cable locks clear of standing water.		

TASK PERFORMANCE / EVALUATION SUMMARY BLOCK							
ITERATION	1	2	3	4	5	M	TOTAL
TOTAL TASK STEPS EVALUATED							
TOTAL TASK STEPS "GO"							
TRAINING STATUS "GO"/"NO-GO"							

"*" indicates a leader task step.

SUPPORTING INDIVIDUAL TASKS

Task Number	Task Title	References
052-191-1501	Perform Individual Camouflage	STP 21-1-SMCT

SUPPORTING COLLECTIVE TASKS: NONE

OPFOR TASKS AND STANDARDS

TASK: Surrender to the Capturing Unit on the Battlefield (5-OPFOR-0024)

CONDITION: The enemy has captured opposing forces (OPFOR) element's soldiers, documents, and equipment sensitive to the OPFOR tactical operations.

STANDARD: The OPFOR soldiers retain or destroy documents and equipment. The OPFOR element surrenders the documents and the equipment of no tactical use to the enemy and attempts to conceal or destroy items of tactical value. The OPFOR element attempts escape and evasion. 1. Prevents the successful capture of the documents and the equipment. 2. Destroys the documents and the equipment. 3. Removes identifying markings from the equipment. 4. Removes unit-identifying insignia. 5. Provides misleading information. 6. Plans an escape. 7. Delays movement to the nearest collection point. 8. Prevents safeguarding of the enemy prisoners of war (EPWs) in order to cause embarrassment to the United States (US).

TASK: Disrupt Defensive Preparations (5-OPFOR-0018)

CONDITION: The opposing forces (OPFOR) element has located the enemy. Priority intelligence requirements (PIR) and other intelligence requirements obtained by OPFOR patrols indicate that the enemy elements are establishing defensive positions. The OPFOR element has automatic and antiarmor weapons and light mortars.

STANDARD: The OPFOR element disrupts and delays the enemy's defensive preparations. 1. Locates and penetrates the enemy's security system. 2. Forces the enemy to delay defensive preparations. 3. Disrupts the enemy's obstacle preparations.

TASK: Disrupt a Route Reconnaissance (5-OPFOR-0021)

CONDITION: The enemy is conducting a route reconnaissance. The opposing forces (OPFOR) element is positioned along the enemy's route.

STANDARD: The OPFOR element attempts to disrupt a squad/section conducting a route reconnaissance. 1. Prevents the unit from meeting its specified time schedule. 2. Forces the unit to deviate from its specified route. 3. Prevents the unit from reaching its assigned destination. 4. Surprises the squad/section. 5. Inflicts casualties on the unit.

TASK: Conduct an Aerial Reconnaissance (5-OPFOR-0010)

CONDITION: The opposing forces (OPFOR) headquarters (HQ) element requires intelligence on the locations and identification of the enemy elements. Aircraft is dispatched to take photographs and make a visual inspection of the enemy rear area.

STANDARD: The OPFOR element gathers photograph intelligence of the enemy. 1. Photographs the assigned sectors. 2. Makes quick visual checks where the ceiling is low. 3. Locates enemy positions in the area, particularly support and storage bases, and command and control (C2) facilities. 4. Sustains no loss of aircraft. 5. Reports priority intelligence requirements (PIR) and other information requirements to the OPFOR HQ.

TASK: Conduct a Raid (5-OPFOR-0004)

CONDITION: The opposing forces (OPFOR) element has occupied an objective rally point and has orders to conduct a raid on a combat service support (CSS) base.

STANDARD: The OPFOR element infiltrates the enemy's base and destroys all of the targets. 1. Surprises the enemy forces. 2. Assaults the support base and accomplishes the assigned tasks. 3. Destroys the specified equipment and supplies. 4. Avoids being decisively engaged. 5. Withdraws all personnel from the objective areas within the time prescribed. 6. Obtains all priority intelligence requirements (PIR) from the raid site. 7. Sustains only light casualties from enemy fire.

TASK: Defeat Obstacles (5-OPFOR-0009)

CONDITION: The opposing forces (OPFOR) element encounters an obstacle that blocks the avenue of approach as it advances upon the enemy forces.

STANDARD: The OPFOR element bypasses or breaches the enemy obstacle. 1. Detects the obstacle before halting its main body. 2. Defeats the obstacle. a. Bypasses the obstacle without entering the engagement areas. b. Breaches the obstacle within 45 minutes and passes its entire force through the obstacle. 3. Does not incur degradation to the point that the mission must be discontinued.

TASK: Conduct an Attack (5-OPFOR-0008)

CONDITION: The enemy is conducting tactical operations. The opposing forces (OPFOR) element receives orders to attack the enemy, the area of occupation, or the main supply route (MSR) with smoke.

STANDARD: The OPFOR element disrupts the enemy's movement and smoke operations. 1. Determines the delivery method of the smoke attack. 2. Locates the target. 3. Delivers the smoke attack downwind. 4. Attacks the enemy with smoke, and surge attacks when the enemy responds to the smoke.

TASK: Disrupt Construction of Vehicle Fighting Positions (5-OPFOR-0020)

CONDITION: The opposing forces (OPFOR) element has located the enemy. The priority intelligence requirements (PIR) and other intelligence obtained by OPFOR patrols indicate the enemy is constructing vehicle fighting positions within its defensive area. The OPFOR element has automatic and antiarmor weapons and light mortars.

STANDARD: The OPFOR element attempts to disrupt the enemy's efforts to establish vehicle fighting positions. 1. Locates the defensive area. 2. Surprises the main body. 3. Penetrates the defensive area with squad-size probes. 4. Inflicts casualties on the unit. 5. Destroys vehicles. 6. Disrupts the unit's preparations (prevents or delays beyond the unit's allotted time).

TASK: Disrupt an Engineer Reconnaissance (5-OPFOR-0022)

CONDITION: The enemy is conducting an engineer reconnaissance. The opposing forces (OPFOR) element is positioned along the enemy's route.

STANDARD: The OPFOR element disrupts an engineer reconnaissance. 1. Prevents the unit from meeting its specified time schedule. 2. Forces the unit to deviate from its specified route. 3. Prevents the unit from accomplishing its assigned engineer reconnaissance. 4. Surprises the unit conducting the reconnaissance.

TASK: Conduct Terrorist and Saboteur Attacks (5-OPFOR-0005)

CONDITION: The opposing forces (OPFOR) element dispatches small teams into the enemy's rear area to disrupt combat service support (CSS) operations.

STANDARD: The enemy sustains disrupted command and control (C2), destroyed equipment and supplies, and light casualties. 1. Locates rear support bases and C2 facilities. 2. Delays and disrupts CSS operations through probes. 3. Infiltrates CSS bases to conduct sabotage and terrorist activities. 4. Inflicts light casualties. 5. Destroys supplies and equipment.

TASK: Defend a Minefield (5-OPFOR-0023)

CONDITION: The enemy is conducting a minefield sweeping operation. The opposing forces (OPFOR) element has a minefield placed in the enemy's path. The minefield is under constant observation and fire.

STANDARD: The OPFOR element defends a minefield against an enemy element conducting a minefield sweeping operation. 1. Prevents the unit from detecting the obstacle. 2. Disrupts the minefield sweeping operation. 3. Prevents the unit from conducting the minefield sweeping operation, prevents the unit from moving all personnel through the breach, or delays the completion of the minefield sweeping operation for more than 45 minutes.

TASK: Conduct an Ambush (5-OPFOR-0007)

CONDITION: The enemy is moving in a convoy. The opposing forces (OPFOR) element is positioned along the enemy's route.

STANDARD: The OPFOR element inflicts casualties on the enemy and causes vehicle and equipment damage. 1. Prepares an ambush site before the element arrives. 2. Surprises march element forces. 3. Inflicts heavy casualties within the designated kill zone. 4. Inflicts heavy damage to the vehicles and the equipment within the designated kill zone. 5. Delays the march element from reaching a specified destination for a specified period of time. 6. Withdraws on order. 7. Sustains no casualties. 8. Reports actions to superiors.

TASK: Maintain Contact (5-OPFOR-0003)

CONDITION: The opposing forces (OPFOR) element is engaged with enemy base-defense forces. The enemy forces are withdrawing under pressure.

STANDARD: The OPFOR element maintains enemy contact while the enemy withdraws. 1. Engages the enemy forces decisively. 2. Advances the OPFOR as the enemy forces withdraw. 3. Inflicts heavy casualties. 4. Captures the members of the enemy force. 5. Captures documents and equipment. 6. Safeguards the captured documents, the equipment, and the personnel.

TASK: Disrupt a Net Control Station (NCS) (5-OPFOR-0019)

CONDITION: The enemy has established a NCS. The opposing forces (OPFOR) element has radio and jamming equipment.

STANDARD: The OPFOR element attempts to disrupt an NCS. 1. Attempts to locate the radio frequency that the unit is operating on. 2. Attempts to enter the radio net. 3. Attempts to issue "bogus" orders to a unit on the net. 4. Jams the radio frequency and forces the unit to go to an alternate frequency.

TASK: Disrupt Enemy Movement and Operations Using Tactical Nuclear Weapons (5-OPFOR-0016)

CONDITION: The opposing forces (OPFOR) element has located the enemy. Priority intelligence requirements (PIR) and other intelligence requirements have been obtained by OPFOR patrols. Tactical nuclear weapons are employed against key locations in the rear area.

STANDARD: The OPFOR element disrupts enemy movement and operations. 1. Disrupts or delays the movement of the enemy's equipment and supplies to the forward areas. 2. Destroys enemy equipment and supplies. 3. Inflicts a high rate of nuclear casualties among the enemy forces. 4. Denies the enemy the use of specified areas. 5. Contaminates the enemy's equipment and supplies.

TASK: Disrupt Quartering Party Operations (5-OPFOR-0017)

CONDITION: The enemy is conducting quartering party operations. It has established an assembly area (AA) but has not moved in the main body.

STANDARD: The opposing forces (OPFOR) element attempts to disrupt quartering party operations and infiltrate the enemy's AA. 1. Locates the quartering party and the AA. 2. Surprises the main body. 3. Penetrates the AA with squad-size probes. 4. Inflicts personnel casualties and vehicle damage. 5. Disrupts the unit's preparations (prevents or delays beyond the unit's allotted time).

TASK: Disrupt Enemy Movement and Operations Using Persistent and Nonpersistent Chemical Weapons (5-OPFOR-0015)

CONDITION: The opposing forces (OPFOR) element has located the enemy. Priority intelligence requirements (PIR) and other intelligence requirements have been obtained by OPFOR patrols. The OPFOR units deliver chemical agents, by means of conventional artillery weapons or aircraft, along selected supply routes and key bases in the rear area.

STANDARD: The OPFOR element disrupts enemy movement and operations using persistent and nonpersistent chemical weapons. 1. Delivers chemical agents in low and densely wooded areas. 2. Delays the movement of enemy supplies and equipment to the forward areas. 3. Restricts the movement of the enemy units in the rear area. 4. Channels the movement of enemy units into predesignated ambush areas. 5. Contaminates enemy supplies and equipment. 6. Inflicts a high rate of casualties on enemy forces.

TASK: Disrupt Movement (5-OPFOR-0014)

CONDITION: The enemy is expected to move through the opposing forces (OPFOR) element's area of operations. The OPFOR element has received an operation order (OPORD) or fragmentary order (FRAGO) to disrupt enemy movement. The enemy has the capability to defend with direct fire and antiarmor weapons.

STANDARD: The OPFOR element delays enemy movement. 1. Delays the element. 2. Forces the element to deviate from its route. 3. Prevents the element from reaching its destination. 4. Surprises the element's main body.

TASK: Counter Passage of Lines (5-OPFOR-0012)

CONDITION: Enemy forces are in defensive positions, but they are expected to attempt passage-of-lines operations. The opposing forces (OPFOR) received orders to disrupt enemy passage-of-lines operations.

STANDARD: The OPFOR element delays or prevents enemy passage of lines. 1. Delays the passage. 2. Prevents the company from moving all personnel through the stationary unit. 3. Engages the main body of either the moving or the stationary unit.

TASK: Disrupt Assembly Area (AA) Activities (5-OPFOR-0013)

CONDITION: Intelligence reports indicate that platoon- and company-size enemy units are operating in the opposing forces (OPFOR) area of operations. Enemy units can defend from AAs with direct fire, antiarmor weapons, and indirect fire. The enemy has close air support (CAS) and nuclear, biological, and chemical (NBC) capabilities.

STANDARD: The OPFOR element locates and disrupts the enemy's AA activities. 1. Locates the element's AA. 2. Probes the AA with squad- or team-size elements. 3. Inflicts more than 5 percent casualties on the element. 4. Disrupts the element's preparations (prevents or delays beyond the element's allotted time).

TASK: Attack (5-OPFOR-0001)

CONDITION: The opposing forces (OPFOR) element has located the enemy. The priority intelligence requirements (PIR) and the other intelligence requirements have been obtained by OPFOR patrols. The OPFOR element has automatic and antiarmor weapons and light mortars.

STANDARD: The OPFOR element attempts to seize the terrain, the vehicles, or the equipment. 1. Develops an attack plan. 2. Surprises the enemy unit's main body. 3. Initiates the attack using a scheme of maneuver that exploits the enemy's flanks, gaps, and weaknesses. 4. Uses covered and concealed routes to approach the enemy forces' flanks, gaps, or weakly held areas. 5. Employs indirect fire to support the attack. 6. Penetrates enemy defenses. 7. Destroys the equipment and the supplies. 8. Inflicts heavy casualties. 9. Isolates the combat service support (CSS) base by blocking the reinforcements. 10. Forces the enemy units to displace. 11. Avoids being fixed in one position. 12. Withdraws before the CSS base is reinforced with tactical combat forces.

TASK: Conduct Sniper Operations (5-OPFOR-0006)

CONDITION: The opposing forces (OPFOR) element has assigned snipers (regular or irregular elements) in the enemy's rear area along the main supply route (MSR) and near support sites.

STANDARD: The OPFOR element kills or wounds targets. 1. Sets up a well-concealed location. 2. Engages vehicle drivers or personnel on foot with short bursts of semiautomatic fire. 3. Kills or wounds selected targets. 4. Prevents the position from being discovered by enemy forces. 5. Evacuates the area without being spotted. 6. Reports all specified priority intelligence requirements (PIR) and other intelligence requirements to the OPFOR headquarters (HQ).

TASK: Conduct Air Attacks (5-OPFOR-0002)

CONDITION: The opposing forces (OPFOR) element in the rear area has forwarded the positions of the enemy support sites or the locations of moving elements. The OPFOR aircraft have been dispatched to attack enemy installations or convoys.

STANDARD: The OPFOR element attempts to delay, disrupt, or damage the enemy targets by air. 1. Locates the target (support sites or convoys). 2. Makes attack runs on the designated targets. 3. Inflicts heavy damage to the selected target. 4. Sustains no loss of aircraft. 5. Delays moving the force for more than one hour.

ELEMENT: S1 Section

TASK: Report Casualties (12-1-0403.05-T01A)
 (FM 12-6) (AR 600-8-1) (TC 12-17)

ITERATION: 1 2 3 4 5 M (Circle)

COMMANDER/LEADER ASSESSMENT: T P U (Circle)

CONDITIONS: Soldiers have been either wounded, killed, captured, or are missing. Casualty reports are arriving from supported units. The unit is equipped with the Tactical Army Combat Service Support (CSS) Computer System (TACCS). Some iterations of this task should be performed in MOPP4.

TASK STANDARDS: Casualty information is processed and provided daily to the supporting personnel service company (PSC) and parent brigade. The time required to perform this task is increased when conducting it in mission-oriented protection posture (MOPP) 4.

TASK STEPS AND PERFORMANCE MEASURES	GO	NO-GO
1. The Adjutant (US Army) (S1) section collects casualty information. <ul style="list-style-type: none"> a. Logged casualty information on Department of the Army (DA) Form 1594. b. Completed missing information. c. Verified data. 2. The S1 section processes casualty data. <ul style="list-style-type: none"> a. Posted the battle roster. b. Initiated the casualty feeder report. c. Printed the casualty feeder report. d. Backed up the feeder report file. e. Restored the feeder files. f. Merged the feeder reports for task force units. g. Prepared the transmittal letters. h. Prepared letters of condolence and sympathy and forwarded them to the division Assistant Chief of Staff, G1 (Personnel) (G1) or separate brigade S1. * 3. The personnel staff noncommissioned officer (PSNCO) forwards casualty data. <ul style="list-style-type: none"> a. Reviewed casualty feeder reports for accuracy and completeness with data entered on DA Form 1594. b. Reconciled the casualty log with the strength accounting data. c. Corrected any deficiencies. d. Forwarded casualty feeder reports to the servicing PSC. * 4. The battalion S1 disseminates casualty information. <ul style="list-style-type: none"> a. Provided data to the battalion command group and staff. b. Coordinated religious rites with the chaplain. 		

TASK PERFORMANCE / EVALUATION SUMMARY BLOCK							
ITERATION	1	2	3	4	5	M	TOTAL
TOTAL TASK STEPS EVALUATED							
TOTAL TASK STEPS "GO"							
TRAINING STATUS "GO"/"NO-GO"							

"*" indicates a leader task step.

SUPPORTING INDIVIDUAL TASKS: NONE**SUPPORTING COLLECTIVE TASKS: NONE****OPFOR TASKS AND STANDARDS**

TASK: Surrender to the Capturing Unit on the Battlefield (5-OPFOR-0024)

CONDITION: The enemy has captured opposing forces (OPFOR) element's soldiers, documents, and equipment sensitive to the OPFOR tactical operations.

STANDARD: The OPFOR soldiers retain or destroy documents and equipment. The OPFOR element surrenders the documents and the equipment of no tactical use to the enemy and attempts to conceal or destroy items of tactical value. The OPFOR element attempts escape and evasion. 1. Prevents the successful capture of the documents and the equipment. 2. Destroys the documents and the equipment. 3. Removes identifying markings from the equipment. 4. Removes unit-identifying insignia. 5. Provides misleading information. 6. Plans an escape. 7. Delays movement to the nearest collection point. 8. Prevents safeguarding of the enemy prisoners of war (EPWs) in order to cause embarrassment to the United States (US).

TASK: Disrupt a Route Reconnaissance (5-OPFOR-0021)

CONDITION: The enemy is conducting a route reconnaissance. The opposing forces (OPFOR) element is positioned along the enemy's route.

STANDARD: The OPFOR element attempts to disrupt a squad/section conducting a route reconnaissance. 1. Prevents the unit from meeting its specified time schedule. 2. Forces the unit to deviate from its specified route. 3. Prevents the unit from reaching its assigned destination. 4. Surprises the squad/section. 5. Inflicts casualties on the unit.

TASK: Conduct an Aerial Reconnaissance (5-OPFOR-0010)

CONDITION: The opposing forces (OPFOR) headquarters (HQ) element requires intelligence on the locations and identification of the enemy elements. Aircraft is dispatched to take photographs and make a visual inspection of the enemy rear area.

STANDARD: The OPFOR element gathers photograph intelligence of the enemy. 1. Photographs the assigned sectors. 2. Makes quick visual checks where the ceiling is low. 3. Locates enemy positions in the area, particularly support and storage bases, and command and control (C2) facilities. 4. Sustains no loss of aircraft. 5. Reports priority intelligence requirements (PIR) and other information requirements to the OPFOR HQ.

TASK: Conduct a Raid (5-OPFOR-0004)

CONDITION: The opposing forces (OPFOR) element has occupied an objective rally point and has orders to conduct a raid on a combat service support (CSS) base.

STANDARD: The OPFOR element infiltrates the enemy's base and destroys all of the targets. 1. Surprises the enemy forces. 2. Assaults the support base and accomplishes the assigned tasks. 3. Destroys the specified equipment and supplies. 4. Avoids being decisively engaged. 5. Withdraws all personnel from the objective areas within the time prescribed. 6. Obtains all priority intelligence requirements (PIR) from the raid site. 7. Sustains only light casualties from enemy fire.

TASK: Defeat Obstacles (5-OPFOR-0009)

CONDITION: The opposing forces (OPFOR) element encounters an obstacle that blocks the avenue of approach as it advances upon the enemy forces.

STANDARD: The OPFOR element bypasses or breaches the enemy obstacle. 1. Detects the obstacle before halting its main body. 2. Defeats the obstacle. a. Bypasses the obstacle without entering the engagement areas. b. Breaches the obstacle within 45 minutes and passes its entire force through the obstacle. 3. Does not incur degradation to the point that the mission must be discontinued.

TASK: Conduct an Attack (5-OPFOR-0008)

CONDITION: The enemy is conducting tactical operations. The opposing forces (OPFOR) element receives orders to attack the enemy, the area of occupation, or the main supply route (MSR) with smoke.

STANDARD: The OPFOR element disrupts the enemy's movement and smoke operations. 1. Determines the delivery method of the smoke attack. 2. Locates the target. 3. Delivers the smoke attack downwind. 4. Attacks the enemy with smoke, and surge attacks when the enemy responds to the smoke.

TASK: Disrupt Construction of Vehicle Fighting Positions (5-OPFOR-0020)

CONDITION: The opposing forces (OPFOR) element has located the enemy. The priority intelligence requirements (PIR) and other intelligence obtained by OPFOR patrols indicate the enemy is constructing vehicle fighting positions within its defensive area. The OPFOR element has automatic and antiarmor weapons and light mortars.

STANDARD: The OPFOR element attempts to disrupt the enemy's efforts to establish vehicle fighting positions. 1. Locates the defensive area. 2. Surprises the main body. 3. Penetrates the defensive area with squad-size probes. 4. Inflicts casualties on the unit. 5. Destroys vehicles. 6. Disrupts the unit's preparations (prevents or delays beyond the unit's allotted time).

TASK: Disrupt an Engineer Reconnaissance (5-OPFOR-0022)

CONDITION: The enemy is conducting an engineer reconnaissance. The opposing forces (OPFOR) element is positioned along the enemy's route.

STANDARD: The OPFOR element disrupts an engineer reconnaissance. 1. Prevents the unit from meeting its specified time schedule. 2. Forces the unit to deviate from its specified route. 3. Prevents the unit from accomplishing its assigned engineer reconnaissance. 4. Surprises the unit conducting the reconnaissance.

TASK: Conduct Terrorist and Saboteur Attacks (5-OPFOR-0005)

CONDITION: The opposing forces (OPFOR) element dispatches small teams into the enemy's rear area to disrupt combat service support (CSS) operations.

STANDARD: The enemy sustains disrupted command and control (C2), destroyed equipment and supplies, and light casualties. 1. Locates rear support bases and C2 facilities. 2. Delays and disrupts CSS operations through probes. 3. Infiltrates CSS bases to conduct sabotage and terrorist activities. 4. Inflicts light casualties. 5. Destroys supplies and equipment.

TASK: Defend a Minefield (5-OPFOR-0023)

CONDITION: The enemy is conducting a minefield sweeping operation. The opposing forces (OPFOR) element has a minefield placed in the enemy's path. The minefield is under constant observation and fire.

STANDARD: The OPFOR element defends a minefield against an enemy element conducting a minefield sweeping operation. 1. Prevents the unit from detecting the obstacle. 2. Disrupts the minefield sweeping operation. 3. Prevents the unit from conducting the minefield sweeping operation, prevents the unit from moving all personnel through the breach, or delays the completion of the minefield sweeping operation for more than 45 minutes.

TASK: Conduct an Ambush (5-OPFOR-0007)

CONDITION: The enemy is moving in a convoy. The opposing forces (OPFOR) element is positioned along the enemy's route.

STANDARD: The OPFOR element inflicts casualties on the enemy and causes vehicle and equipment damage. 1. Prepares an ambush site before the element arrives. 2. Surprises march element forces. 3. Inflicts heavy casualties within the designated kill zone. 4. Inflicts heavy damage to the vehicles and the equipment within the designated kill zone. 5. Delays the march element from reaching a specified destination for a specified period of time. 6. Withdraws on order. 7. Sustains no casualties. 8. Reports actions to superiors.

TASK: Maintain Contact (5-OPFOR-0003)

CONDITION: The opposing forces (OPFOR) element is engaged with enemy base-defense forces. The enemy forces are withdrawing under pressure.

STANDARD: The OPFOR element maintains enemy contact while the enemy withdraws. 1. Engages the enemy forces decisively. 2. Advances the OPFOR as the enemy forces withdraw. 3. Inflicts heavy casualties. 4. Captures the members of the enemy force. 5. Captures documents and equipment. 6. Safeguards the captured documents, the equipment, and the personnel.

TASK: Disrupt a Net Control Station (NCS) (5-OPFOR-0019)

CONDITION: The enemy has established a NCS. The opposing forces (OPFOR) element has radio and jamming equipment.

STANDARD: The OPFOR element attempts to disrupt an NCS. 1. Attempts to locate the radio frequency that the unit is operating on. 2. Attempts to enter the radio net. 3. Attempts to issue "bogus" orders to a unit on the net. 4. Jams the radio frequency and forces the unit to go to an alternate frequency.

TASK: Disrupt Defensive Preparations (5-OPFOR-0018)

CONDITION: The opposing forces (OPFOR) element has located the enemy. Priority intelligence requirements (PIR) and other intelligence requirements obtained by OPFOR patrols indicate that the enemy elements are establishing defensive positions. The OPFOR element has automatic and antiarmor weapons and light mortars.

STANDARD: The OPFOR element disrupts and delays the enemy's defensive preparations. 1. Locates and penetrates the enemy's security system. 2. Forces the enemy to delay defensive preparations. 3. Disrupts the enemy's obstacle preparations.

TASK: Disrupt Enemy Movement and Operations Using Tactical Nuclear Weapons (5-OPFOR-0016)

CONDITION: The opposing forces (OPFOR) element has located the enemy. Priority intelligence requirements (PIR) and other intelligence requirements have been obtained by OPFOR patrols. Tactical nuclear weapons are employed against key locations in the rear area.

STANDARD: The OPFOR element disrupts enemy movement and operations. 1. Disrupts or delays the movement of the enemy's equipment and supplies to the forward areas. 2. Destroys enemy equipment and supplies. 3. Inflicts a high rate of nuclear casualties among the enemy forces. 4. Denies the enemy the use of specified areas. 5. Contaminates the enemy's equipment and supplies.

TASK: Disrupt Quartering Party Operations (5-OPFOR-0017)

CONDITION: The enemy is conducting quartering party operations. It has established an assembly area (AA) but has not moved in the main body.

STANDARD: The opposing forces (OPFOR) element attempts to disrupt quartering party operations and infiltrate the enemy's AA. 1. Locates the quartering party and the AA. 2. Surprises the main body. 3. Penetrates the AA with squad-size probes. 4. Inflicts personnel casualties and vehicle damage. 5. Disrupts the unit's preparations (prevents or delays beyond the unit's allotted time).

TASK: Disrupt Enemy Movement and Operations Using Persistent and Nonpersistent Chemical Weapons (5-OPFOR-0015)

CONDITION: The opposing forces (OPFOR) element has located the enemy. Priority intelligence requirements (PIR) and other intelligence requirements have been obtained by OPFOR patrols. The OPFOR units deliver chemical agents, by means of conventional artillery weapons or aircraft, along selected supply routes and key bases in the rear area.

STANDARD: The OPFOR element disrupts enemy movement and operations using persistent and nonpersistent chemical weapons. 1. Delivers chemical agents in low and densely wooded areas. 2. Delays the movement of enemy supplies and equipment to the forward areas. 3. Restricts the movement of the enemy units in the rear area. 4. Channels the movement of enemy units into predesignated ambush areas. 5. Contaminates enemy supplies and equipment. 6. Inflicts a high rate of casualties on enemy forces.

TASK: Disrupt Movement (5-OPFOR-0014)

CONDITION: The enemy is expected to move through the opposing forces (OPFOR) element's area of operations. The OPFOR element has received an operation order (OPORD) or fragmentary order (FRAGO) to disrupt enemy movement. The enemy has the capability to defend with direct fire and antiarmor weapons.

STANDARD: The OPFOR element delays enemy movement. 1. Delays the element. 2. Forces the element to deviate from its route. 3. Prevents the element from reaching its destination. 4. Surprises the element's main body.

TASK: Counter Passage of Lines (5-OPFOR-0012)

CONDITION: Enemy forces are in defensive positions, but they are expected to attempt passage-of-lines operations. The opposing forces (OPFOR) received orders to disrupt enemy passage-of-lines operations.

STANDARD: The OPFOR element delays or prevents enemy passage of lines. 1. Delays the passage. 2. Prevents the company from moving all personnel through the stationary unit. 3. Engages the main body of either the moving or the stationary unit.

TASK: Disrupt Assembly Area (AA) Activities (5-OPFOR-0013)

CONDITION: Intelligence reports indicate that platoon- and company-size enemy units are operating in the opposing forces (OPFOR) area of operations. Enemy units can defend from AAs with direct fire, antiarmor weapons, and indirect fire. The enemy has close air support (CAS) and nuclear, biological, and chemical (NBC) capabilities.

STANDARD: The OPFOR element locates and disrupts the enemy's AA activities. 1. Locates the element's AA. 2. Probes the AA with squad- or team-size elements. 3. Inflicts more than 5 percent casualties on the element. 4. Disrupts the element's preparations (prevents or delays beyond the element's allotted time).

TASK: Attack (5-OPFOR-0001)

CONDITION: The opposing forces (OPFOR) element has located the enemy. The priority intelligence requirements (PIR) and the other intelligence requirements have been obtained by OPFOR patrols. The OPFOR element has automatic and antiarmor weapons and light mortars.

STANDARD: The OPFOR element attempts to seize the terrain, the vehicles, or the equipment. 1. Develops an attack plan. 2. Surprises the enemy unit's main body. 3. Initiates the attack using a scheme of maneuver that exploits the enemy's flanks, gaps, and weaknesses. 4. Uses covered and concealed routes to approach the enemy forces' flanks, gaps, or weakly held areas. 5. Employs indirect fire to support the attack. 6. Penetrates enemy defenses. 7. Destroys the equipment and the supplies. 8. Inflicts heavy casualties. 9. Isolates the combat service support (CSS) base by blocking the reinforcements. 10. Forces the enemy units to displace. 11. Avoids being fixed in one position. 12. Withdraws before the CSS base is reinforced with tactical combat forces.

TASK: Conduct Air Attacks (5-OPFOR-0002)

CONDITION: The opposing forces (OPFOR) element in the rear area has forwarded the positions of the enemy support sites or the locations of moving elements. The OPFOR aircraft have been dispatched to attack enemy installations or convoys.

STANDARD: The OPFOR element attempts to delay, disrupt, or damage the enemy targets by air. 1. Locates the target (support sites or convoys). 2. Makes attack runs on the designated targets. 3. Inflicts heavy damage to the selected target. 4. Sustains no loss of aircraft. 5. Delays moving the force for more than one hour.

TASK: Conduct Sniper Operations (5-OPFOR-0006)

CONDITION: The opposing forces (OPFOR) element has assigned snipers (regular or irregular elements) in the enemy's rear area along the main supply route (MSR) and near support sites.

STANDARD: The OPFOR element kills or wounds targets. 1. Sets up a well-concealed location. 2. Engages vehicle drivers or personnel on foot with short bursts of semiautomatic fire. 3. Kills or wounds selected targets. 4. Prevents the position from being discovered by enemy forces. 5. Evacuates the area without being spotted. 6. Reports all specified priority intelligence requirements (PIR) and other intelligence requirements to the OPFOR headquarters (HQ).

ELEMENT: S1 Section

TASK: Perform Strength Accounting (12-1-0404.05-T01A)
(FM 12-6) (TC 22-6)

ITERATION: 1 2 3 4 5 M (Circle)

COMMANDER/LEADER ASSESSMENT: T P U (Circle)

CONDITIONS: Personnel losses and gains have occurred. The daily personnel status report (PSR) is required. The unit is Tactical Army Combat Service Support (CSS) Computer System (TACCS) equipped. Some iterations of this task should be performed in MOPP4.

TASK STANDARDS: The battalion strength data for supported units as recorded on the PSR is within plus or minus 5 percent of the actual companies' present-for-duty strength. The time required to perform this task is increased when conducting it in mission-oriented protection posture (MOPP) 4.

TASK STEPS AND PERFORMANCE MEASURES	GO	NO-GO
<ol style="list-style-type: none"> 1. The Adjutant (US Army) (S1) section collects strength information. <ol style="list-style-type: none"> a. Logged incoming situation reports (SITREPs) and messages from subordinate units. b. Spot-checked strength reports for missing information. c. Collected other personnel strength information from the tactical operation center (TOC) and the battalion aid station. 2. The Personnel and Administration Center (PAC) updates the Command and Control Strength Reporting System (C2SRS). <ol style="list-style-type: none"> a. Updated the battle roster. b. Entered individual changes. c. Posted the commander's narrative guidance. d. Printed personnel status (PS) and personnel requirements report (PRR). e. Forwarded the PS/PRR to the personnel staff noncommissioned officer (PSNCO). f. Created a TACCS floppy diskette of the PS/PRR. g. Printed an updated battle roster as required and provided it to the companies. * 3. The PSNCO reviews the C2SRS. <ol style="list-style-type: none"> a. Reviewed the PS/PRR for completeness and accuracy. b. Cross-checked the primary military occupational specialty (PMOS) or duty military occupational specialty (DMOS) report against the PRR. c. Forwarded the reports to the PAC supervisor. * 4. The PAC supervisor forwards strength information. <ol style="list-style-type: none"> a. Provided data to the supporting personnel service company (PSC). b. Provided data to the brigade S1. c. Provided data to the S1 section of attached units. * 5. The S1 disseminates strength data. <ol style="list-style-type: none"> a. Briefed the command group and staff daily. b. Supported the staff decision-planning process with personnel strength information. 		

TASK PERFORMANCE / EVALUATION SUMMARY BLOCK							
ITERATION	1	2	3	4	5	M	TOTAL
TOTAL TASK STEPS EVALUATED							
TOTAL TASK STEPS "GO"							
TRAINING STATUS "GO"/"NO-GO"							

"*" indicates a leader task step.

SUPPORTING INDIVIDUAL TASKS: NONE

SUPPORTING COLLECTIVE TASKS: NONE

OPFOR TASKS AND STANDARDS

TASK: Surrender to the Capturing Unit on the Battlefield (5-OPFOR-0024)

CONDITION: The enemy has captured opposing forces (OPFOR) element's soldiers, documents, and equipment sensitive to the OPFOR tactical operations.

STANDARD: The OPFOR soldiers retain or destroy documents and equipment. The OPFOR element surrenders the documents and the equipment of no tactical use to the enemy and attempts to conceal or destroy items of tactical value. The OPFOR element attempts escape and evasion. 1. Prevents the successful capture of the documents and the equipment. 2. Destroys the documents and the equipment. 3. Removes identifying markings from the equipment. 4. Removes unit-identifying insignia. 5. Provides misleading information. 6. Plans an escape. 7. Delays movement to the nearest collection point. 8. Prevents safeguarding of the enemy prisoners of war (EPWs) in order to cause embarrassment to the United States (US).

TASK: Disrupt a Route Reconnaissance (5-OPFOR-0021)

CONDITION: The enemy is conducting a route reconnaissance. The opposing forces (OPFOR) element is positioned along the enemy's route.

STANDARD: The OPFOR element attempts to disrupt a squad/section conducting a route reconnaissance. 1. Prevents the unit from meeting its specified time schedule. 2. Forces the unit to deviate from its specified route. 3. Prevents the unit from reaching its assigned destination. 4. Surprises the squad/section. 5. Inflicts casualties on the unit.

TASK: Conduct an Aerial Reconnaissance (5-OPFOR-0010)

CONDITION: The opposing forces (OPFOR) headquarters (HQ) element requires intelligence on the locations and identification of the enemy elements. Aircraft is dispatched to take photographs and make a visual inspection of the enemy rear area.

STANDARD: The OPFOR element gathers photograph intelligence of the enemy. 1. Photographs the assigned sectors. 2. Makes quick visual checks where the ceiling is low. 3. Locates enemy positions in the area, particularly support and storage bases, and command and control (C2) facilities. 4. Sustains no loss of aircraft. 5. Reports priority intelligence requirements (PIR) and other information requirements to the OPFOR HQ.

TASK: Conduct a Raid (5-OPFOR-0004)

CONDITION: The opposing forces (OPFOR) element has occupied an objective rally point and has orders to conduct a raid on a combat service support (CSS) base.

STANDARD: The OPFOR element infiltrates the enemy's base and destroys all of the targets. 1. Surprises the enemy forces. 2. Assaults the support base and accomplishes the assigned tasks. 3. Destroys the specified equipment and supplies. 4. Avoids being decisively engaged. 5. Withdraws all personnel from the objective areas within the time prescribed. 6. Obtains all priority intelligence requirements (PIR) from the raid site. 7. Sustains only light casualties from enemy fire.

TASK: Defeat Obstacles (5-OPFOR-0009)

CONDITION: The opposing forces (OPFOR) element encounters an obstacle that blocks the avenue of approach as it advances upon the enemy forces.

STANDARD: The OPFOR element bypasses or breaches the enemy obstacle. 1. Detects the obstacle before halting its main body. 2. Defeats the obstacle. a. Bypasses the obstacle without entering the engagement areas. b. Breaches the obstacle within 45 minutes and passes its entire force through the obstacle. 3. Does not incur degradation to the point that the mission must be discontinued.

TASK: Conduct an Attack (5-OPFOR-0008)

CONDITION: The enemy is conducting tactical operations. The opposing forces (OPFOR) element receives orders to attack the enemy, the area of occupation, or the main supply route (MSR) with smoke.

STANDARD: The OPFOR element disrupts the enemy's movement and smoke operations. 1. Determines the delivery method of the smoke attack. 2. Locates the target. 3. Delivers the smoke attack downwind. 4. Attacks the enemy with smoke, and surge attacks when the enemy responds to the smoke.

TASK: Disrupt Construction of Vehicle Fighting Positions (5-OPFOR-0020)

CONDITION: The opposing forces (OPFOR) element has located the enemy. The priority intelligence requirements (PIR) and other intelligence obtained by OPFOR patrols indicate the enemy is constructing vehicle fighting positions within its defensive area. The OPFOR element has automatic and antiarmor weapons and light mortars.

STANDARD: The OPFOR element attempts to disrupt the enemy's efforts to establish vehicle fighting positions. 1. Locates the defensive area. 2. Surprises the main body. 3. Penetrates the defensive area with squad-size probes. 4. Inflicts casualties on the unit. 5. Destroys vehicles. 6. Disrupts the unit's preparations (prevents or delays beyond the unit's allotted time).

TASK: Disrupt an Engineer Reconnaissance (5-OPFOR-0022)

CONDITION: The enemy is conducting an engineer reconnaissance. The opposing forces (OPFOR) element is positioned along the enemy's route.

STANDARD: The OPFOR element disrupts an engineer reconnaissance. 1. Prevents the unit from meeting its specified time schedule. 2. Forces the unit to deviate from its specified route. 3. Prevents the unit from accomplishing its assigned engineer reconnaissance. 4. Surprises the unit conducting the reconnaissance.

TASK: Conduct Terrorist and Saboteur Attacks (5-OPFOR-0005)

CONDITION: The opposing forces (OPFOR) element dispatches small teams into the enemy's rear area to disrupt combat service support (CSS) operations.

STANDARD: The enemy sustains disrupted command and control (C2), destroyed equipment and supplies, and light casualties. 1. Locates rear support bases and C2 facilities. 2. Delays and disrupts CSS operations through probes. 3. Infiltrates CSS bases to conduct sabotage and terrorist activities. 4. Inflicts light casualties. 5. Destroys supplies and equipment.

TASK: Defend a Minefield (5-OPFOR-0023)

CONDITION: The enemy is conducting a minefield sweeping operation. The opposing forces (OPFOR) element has a minefield placed in the enemy's path. The minefield is under constant observation and fire.

STANDARD: The OPFOR element defends a minefield against an enemy element conducting a minefield sweeping operation. 1. Prevents the unit from detecting the obstacle. 2. Disrupts the minefield sweeping operation. 3. Prevents the unit from conducting the minefield sweeping operation, prevents the unit from moving all personnel through the breach, or delays the completion of the minefield sweeping operation for more than 45 minutes.

TASK: Conduct an Ambush (5-OPFOR-0007)

CONDITION: The enemy is moving in a convoy. The opposing forces (OPFOR) element is positioned along the enemy's route.

STANDARD: The OPFOR element inflicts casualties on the enemy and causes vehicle and equipment damage. 1. Prepares an ambush site before the element arrives. 2. Surprises march element forces. 3. Inflicts heavy casualties within the designated kill zone. 4. Inflicts heavy damage to the vehicles and the equipment within the designated kill zone. 5. Delays the march element from reaching a specified destination for a specified period of time. 6. Withdraws on order. 7. Sustains no casualties. 8. Reports actions to superiors.

TASK: Maintain Contact (5-OPFOR-0003)

CONDITION: The opposing forces (OPFOR) element is engaged with enemy base-defense forces. The enemy forces are withdrawing under pressure.

STANDARD: The OPFOR element maintains enemy contact while the enemy withdraws. 1. Engages the enemy forces decisively. 2. Advances the OPFOR as the enemy forces withdraw. 3. Inflicts heavy casualties. 4. Captures the members of the enemy force. 5. Captures documents and equipment. 6. Safeguards the captured documents, the equipment, and the personnel.

TASK: Disrupt a Net Control Station (NCS) (5-OPFOR-0019)

CONDITION: The enemy has established a NCS. The opposing forces (OPFOR) element has radio and jamming equipment.

STANDARD: The OPFOR element attempts to disrupt an NCS. 1. Attempts to locate the radio frequency that the unit is operating on. 2. Attempts to enter the radio net. 3. Attempts to issue "bogus" orders to a unit on the net. 4. Jams the radio frequency and forces the unit to go to an alternate frequency.

TASK: Disrupt Defensive Preparations (5-OPFOR-0018)

CONDITION: The opposing forces (OPFOR) element has located the enemy. Priority intelligence requirements (PIR) and other intelligence requirements obtained by OPFOR patrols indicate that the enemy elements are establishing defensive positions. The OPFOR element has automatic and antiarmor weapons and light mortars.

STANDARD: The OPFOR element disrupts and delays the enemy's defensive preparations. 1. Locates and penetrates the enemy's security system. 2. Forces the enemy to delay defensive preparations. 3. Disrupts the enemy's obstacle preparations.

TASK: Disrupt Enemy Movement and Operations Using Tactical Nuclear Weapons (5-OPFOR-0016)

CONDITION: The opposing forces (OPFOR) element has located the enemy. Priority intelligence requirements (PIR) and other intelligence requirements have been obtained by OPFOR patrols. Tactical nuclear weapons are employed against key locations in the rear area.

STANDARD: The OPFOR element disrupts enemy movement and operations. 1. Disrupts or delays the movement of the enemy's equipment and supplies to the forward areas. 2. Destroys enemy equipment and supplies. 3. Inflicts a high rate of nuclear casualties among the enemy forces. 4. Denies the enemy the use of specified areas. 5. Contaminates the enemy's equipment and supplies.

TASK: Disrupt Quartering Party Operations (5-OPFOR-0017)

CONDITION: The enemy is conducting quartering party operations. It has established an assembly area (AA) but has not moved in the main body.

STANDARD: The opposing forces (OPFOR) element attempts to disrupt quartering party operations and infiltrate the enemy's AA. 1. Locates the quartering party and the AA. 2. Surprises the main body. 3. Penetrates the AA with squad-size probes. 4. Inflicts personnel casualties and vehicle damage. 5. Disrupts the unit's preparations (prevents or delays beyond the unit's allotted time).

TASK: Disrupt Enemy Movement and Operations Using Persistent and Nonpersistent Chemical Weapons (5-OPFOR-0015)

CONDITION: The opposing forces (OPFOR) element has located the enemy. Priority intelligence requirements (PIR) and other intelligence requirements have been obtained by OPFOR patrols. The OPFOR units deliver chemical agents, by means of conventional artillery weapons or aircraft, along selected supply routes and key bases in the rear area.

STANDARD: The OPFOR element disrupts enemy movement and operations using persistent and nonpersistent chemical weapons. 1. Delivers chemical agents in low and densely wooded areas. 2. Delays the movement of enemy supplies and equipment to the forward areas. 3. Restricts the movement of the enemy units in the rear area. 4. Channels the movement of enemy units into predesignated ambush areas. 5. Contaminates enemy supplies and equipment. 6. Inflicts a high rate of casualties on enemy forces.

TASK: Disrupt Movement (5-OPFOR-0014)

CONDITION: The enemy is expected to move through the opposing forces (OPFOR) element's area of operations. The OPFOR element has received an operation order (OPORD) or fragmentary order (FRAGO) to disrupt enemy movement. The enemy has the capability to defend with direct fire and antiarmor weapons.

STANDARD: The OPFOR element delays enemy movement. 1. Delays the element. 2. Forces the element to deviate from its route. 3. Prevents the element from reaching its destination. 4. Surprises the element's main body.

TASK: Counter Passage of Lines (5-OPFOR-0012)

CONDITION: Enemy forces are in defensive positions, but they are expected to attempt passage-of-lines operations. The opposing forces (OPFOR) received orders to disrupt enemy passage-of-lines operations.

STANDARD: The OPFOR element delays or prevents enemy passage of lines. 1. Delays the passage. 2. Prevents the company from moving all personnel through the stationary unit. 3. Engages the main body of either the moving or the stationary unit.

TASK: Disrupt Assembly Area (AA) Activities (5-OPFOR-0013)

CONDITION: Intelligence reports indicate that platoon- and company-size enemy units are operating in the opposing forces (OPFOR) area of operations. Enemy units can defend from AAs with direct fire, antiarmor weapons, and indirect fire. The enemy has close air support (CAS) and nuclear, biological, and chemical (NBC) capabilities.

STANDARD: The OPFOR element locates and disrupts the enemy's AA activities. 1. Locates the element's AA. 2. Probes the AA with squad- or team-size elements. 3. Inflicts more than 5 percent casualties on the element. 4. Disrupts the element's preparations (prevents or delays beyond the element's allotted time).

TASK: Attack (5-OPFOR-0001)

CONDITION: The opposing forces (OPFOR) element has located the enemy. The priority intelligence requirements (PIR) and the other intelligence requirements have been obtained by OPFOR patrols. The OPFOR element has automatic and antiarmor weapons and light mortars.

STANDARD: The OPFOR element attempts to seize the terrain, the vehicles, or the equipment. 1. Develops an attack plan. 2. Surprises the enemy unit's main body. 3. Initiates the attack using a scheme of maneuver that exploits the enemy's flanks, gaps, and weaknesses. 4. Uses covered and concealed routes to approach the enemy forces' flanks, gaps, or weakly held areas. 5. Employs indirect fire to support the attack. 6. Penetrates enemy defenses. 7. Destroys the equipment and the supplies. 8. Inflicts heavy casualties. 9. Isolates the combat service support (CSS) base by blocking the reinforcements. 10. Forces the enemy units to displace. 11. Avoids being fixed in one position. 12. Withdraws before the CSS base is reinforced with tactical combat forces.

TASK: Conduct Air Attacks (5-OPFOR-0002)

CONDITION: The opposing forces (OPFOR) element in the rear area has forwarded the positions of the enemy support sites or the locations of moving elements. The OPFOR aircraft have been dispatched to attack enemy installations or convoys.

STANDARD: The OPFOR element attempts to delay, disrupt, or damage the enemy targets by air. 1. Locates the target (support sites or convoys). 2. Makes attack runs on the designated targets. 3. Inflicts heavy damage to the selected target. 4. Sustains no loss of aircraft. 5. Delays moving the force for more than one hour.

TASK: Conduct Sniper Operations (5-OPFOR-0006)

CONDITION: The opposing forces (OPFOR) element has assigned snipers (regular or irregular elements) in the enemy's rear area along the main supply route (MSR) and near support sites.

STANDARD: The OPFOR element kills or wounds targets. 1. Sets up a well-concealed location. 2. Engages vehicle drivers or personnel on foot with short bursts of semiautomatic fire. 3. Kills or wounds selected targets. 4. Prevents the position from being discovered by enemy forces. 5. Evacuates the area without being spotted. 6. Reports all specified priority intelligence requirements (PIR) and other intelligence requirements to the OPFOR headquarters (HQ).

ELEMENT: S1 Section

TASK: Conduct Replacement Operations (12-1-0405.05-T01A)
(TC 12-16) (FM 12-6)

ITERATION: 1 2 3 4 5 M (Circle)

COMMANDER/LEADER ASSESSMENT: T P U (Circle)

CONDITIONS: Replacements arrive in the battalion area. Digital units have performed functionality checks, and systems are operational. The unit is equipped with the Tactical Army Combat Service Support (CSS) Computer System (TACCS). Some iterations of this task should be performed in MOPP4.

TASK STANDARDS: Replacements are processed and transported to their units within 4 hours of their arrival. Digital units send and receive reports using frequency-modulated (FM) or digital means. The time required to perform this task is increased when conducting it in mission-oriented protection posture (MOPP) 4.

TASK STEPS AND PERFORMANCE MEASURES	GO	NO-GO
1. The Personnel and Administration Center (PAC) conducts administrative processing. <ul style="list-style-type: none"> a. Reviewed assignment orders. b. Welcomed soldiers to the unit. c. Assigned soldiers to units according to the commanders' priorities. d. Signed soldiers in on Department of the Army (DA) Form 647. e. Collected medical and dental records. f. Turned in medical and dental records to the battalion aid station. g. Added names to the battle roster. h. Prepared Standard Installation/Division Personnel System (SIDPERS) input. i. Completed DA Form 3955. j. Forwarded DA Form 3955 to the servicing postal activity. * 2. The Adjutant (US Army) (S1) or PAC supervisor processes soldiers into the command. <ul style="list-style-type: none"> a. Briefed the mission and the tactical situation. b. Coordinated mess and medical support. c. Inspected soldiers for combat-critical clothing shortages. d. Coordinated equipment issue. e. Coordinated transportation to subordinate units. 		

TASK PERFORMANCE / EVALUATION SUMMARY BLOCK							
ITERATION	1	2	3	4	5	M	TOTAL
TOTAL TASK STEPS EVALUATED							
TOTAL TASK STEPS "GO"							
TRAINING STATUS "GO"/"NO-GO"							

"*" indicates a leader task step.

SUPPORTING INDIVIDUAL TASKS: NONE

SUPPORTING COLLECTIVE TASKS: NONE

OPFOR TASKS AND STANDARDS

TASK: Disrupt a Route Reconnaissance (5-OPFOR-0021)

CONDITION: The enemy is conducting a route reconnaissance. The opposing forces (OPFOR) element is positioned along the enemy's route.

STANDARD: The OPFOR element attempts to disrupt a squad/section conducting a route reconnaissance. 1. Prevents the unit from meeting its specified time schedule. 2. Forces the unit to deviate from its specified route. 3. Prevents the unit from reaching its assigned destination. 4. Surprises the squad/section. 5. Inflicts casualties on the unit.

TASK: Conduct an Aerial Reconnaissance (5-OPFOR-0010)

CONDITION: The opposing forces (OPFOR) headquarters (HQ) element requires intelligence on the locations and identification of the enemy elements. Aircraft is dispatched to take photographs and make a visual inspection of the enemy rear area.

STANDARD: The OPFOR element gathers photograph intelligence of the enemy. 1. Photographs the assigned sectors. 2. Makes quick visual checks where the ceiling is low. 3. Locates enemy positions in the area, particularly support and storage bases, and command and control (C2) facilities. 4. Sustains no loss of aircraft. 5. Reports priority intelligence requirements (PIR) and other information requirements to the OPFOR HQ.

TASK: Conduct a Raid (5-OPFOR-0004)

CONDITION: The opposing forces (OPFOR) element has occupied an objective rally point and has orders to conduct a raid on a combat service support (CSS) base.

STANDARD: The OPFOR element infiltrates the enemy's base and destroys all of the targets. 1. Surprises the enemy forces. 2. Assaults the support base and accomplishes the assigned tasks. 3. Destroys the specified equipment and supplies. 4. Avoids being decisively engaged. 5. Withdraws all personnel from the objective areas within the time prescribed. 6. Obtains all priority intelligence requirements (PIR) from the raid site. 7. Sustains only light casualties from enemy fire.

TASK: Defeat Obstacles (5-OPFOR-0009)

CONDITION: The opposing forces (OPFOR) element encounters an obstacle that blocks the avenue of approach as it advances upon the enemy forces.

STANDARD: The OPFOR element bypasses or breaches the enemy obstacle. 1. Detects the obstacle before halting its main body. 2. Defeats the obstacle. a. Bypasses the obstacle without entering the engagement areas. b. Breaches the obstacle within 45 minutes and passes its entire force through the obstacle. 3. Does not incur degradation to the point that the mission must be discontinued.

TASK: Conduct an Attack (5-OPFOR-0008)

CONDITION: The enemy is conducting tactical operations. The opposing forces (OPFOR) element receives orders to attack the enemy, the area of occupation, or the main supply route (MSR) with smoke.

STANDARD: The OPFOR element disrupts the enemy's movement and smoke operations. 1. Determines the delivery method of the smoke attack. 2. Locates the target. 3. Delivers the smoke attack downwind. 4. Attacks the enemy with smoke, and surge attacks when the enemy responds to the smoke.

TASK: Disrupt Construction of Vehicle Fighting Positions (5-OPFOR-0020)

CONDITION: The opposing forces (OPFOR) element has located the enemy. The priority intelligence requirements (PIR) and other intelligence obtained by OPFOR patrols indicate the enemy is constructing vehicle fighting positions within its defensive area. The OPFOR element has automatic and antiarmor weapons and light mortars.

STANDARD: The OPFOR element attempts to disrupt the enemy's efforts to establish vehicle fighting positions. 1. Locates the defensive area. 2. Surprises the main body. 3. Penetrates the defensive area with squad-size probes. 4. Inflicts casualties on the unit. 5. Destroys vehicles. 6. Disrupts the unit's preparations (prevents or delays beyond the unit's allotted time).

TASK: Disrupt an Engineer Reconnaissance (5-OPFOR-0022)

CONDITION: The enemy is conducting an engineer reconnaissance. The opposing forces (OPFOR) element is positioned along the enemy's route.

STANDARD: The OPFOR element disrupts an engineer reconnaissance. 1. Prevents the unit from meeting its specified time schedule. 2. Forces the unit to deviate from its specified route. 3. Prevents the unit from accomplishing its assigned engineer reconnaissance. 4. Surprises the unit conducting the reconnaissance.

TASK: Conduct Terrorist and Saboteur Attacks (5-OPFOR-0005)

CONDITION: The opposing forces (OPFOR) element dispatches small teams into the enemy's rear area to disrupt combat service support (CSS) operations.

STANDARD: The enemy sustains disrupted command and control (C2), destroyed equipment and supplies, and light casualties. 1. Locates rear support bases and C2 facilities. 2. Delays and disrupts CSS operations through probes. 3. Infiltrates CSS bases to conduct sabotage and terrorist activities. 4. Inflicts light casualties. 5. Destroys supplies and equipment.

TASK: Defend a Minefield (5-OPFOR-0023)

CONDITION: The enemy is conducting a minefield sweeping operation. The opposing forces (OPFOR) element has a minefield placed in the enemy's path. The minefield is under constant observation and fire.

STANDARD: The OPFOR element defends a minefield against an enemy element conducting a minefield sweeping operation. 1. Prevents the unit from detecting the obstacle. 2. Disrupts the minefield sweeping operation. 3. Prevents the unit from conducting the minefield sweeping operation, prevents the unit from moving all personnel through the breach, or delays the completion of the minefield sweeping operation for more than 45 minutes.

TASK: Conduct an Ambush (5-OPFOR-0007)

CONDITION: The enemy is moving in a convoy. The opposing forces (OPFOR) element is positioned along the enemy's route.

STANDARD: The OPFOR element inflicts casualties on the enemy and causes vehicle and equipment damage. 1. Prepares an ambush site before the element arrives. 2. Surprises march element forces. 3. Inflicts heavy casualties within the designated kill zone. 4. Inflicts heavy damage to the vehicles and the equipment within the designated kill zone. 5. Delays the march element from reaching a specified destination for a specified period of time. 6. Withdraws on order. 7. Sustains no casualties. 8. Reports actions to superiors.

TASK: Maintain Contact (5-OPFOR-0003)

CONDITION: The opposing forces (OPFOR) element is engaged with enemy base-defense forces. The enemy forces are withdrawing under pressure.

STANDARD: The OPFOR element maintains enemy contact while the enemy withdraws. 1. Engages the enemy forces decisively. 2. Advances the OPFOR as the enemy forces withdraw. 3. Inflicts heavy casualties. 4. Captures the members of the enemy force. 5. Captures documents and equipment. 6. Safeguards the captured documents, the equipment, and the personnel.

TASK: Surrender to the Capturing Unit on the Battlefield (5-OPFOR-0024)

CONDITION: The enemy has captured opposing forces (OPFOR) element's soldiers, documents, and equipment sensitive to the OPFOR tactical operations.

STANDARD: The OPFOR soldiers retain or destroy documents and equipment. The OPFOR element surrenders the documents and the equipment of no tactical use to the enemy and attempts to conceal or destroy items of tactical value. The OPFOR element attempts escape and evasion. 1. Prevents the successful capture of the documents and the equipment. 2. Destroys the documents and the equipment. 3. Removes identifying markings from the equipment. 4. Removes unit-identifying insignia. 5. Provides misleading information. 6. Plans an escape. 7. Delays movement to the nearest collection point. 8. Prevents safeguarding of the enemy prisoners of war (EPWs) in order to cause embarrassment to the United States (US).

TASK: Disrupt a Net Control Station (NCS) (5-OPFOR-0019)

CONDITION: The enemy has established a NCS. The opposing forces (OPFOR) element has radio and jamming equipment.

STANDARD: The OPFOR element attempts to disrupt an NCS. 1. Attempts to locate the radio frequency that the unit is operating on. 2. Attempts to enter the radio net. 3. Attempts to issue "bogus" orders to a unit on the net. 4. Jams the radio frequency and forces the unit to go to an alternate frequency.

TASK: Disrupt Defensive Preparations (5-OPFOR-0018)

CONDITION: The opposing forces (OPFOR) element has located the enemy. Priority intelligence requirements (PIR) and other intelligence requirements obtained by OPFOR patrols indicate that the enemy elements are establishing defensive positions. The OPFOR element has automatic and antiarmor weapons and light mortars.

STANDARD: The OPFOR element disrupts and delays the enemy's defensive preparations. 1. Locates and penetrates the enemy's security system. 2. Forces the enemy to delay defensive preparations. 3. Disrupts the enemy's obstacle preparations.

TASK: Disrupt Enemy Movement and Operations Using Tactical Nuclear Weapons (5-OPFOR-0016)

CONDITION: The opposing forces (OPFOR) element has located the enemy. Priority intelligence requirements (PIR) and other intelligence requirements have been obtained by OPFOR patrols. Tactical nuclear weapons are employed against key locations in the rear area.

STANDARD: The OPFOR element disrupts enemy movement and operations. 1. Disrupts or delays the movement of the enemy's equipment and supplies to the forward areas. 2. Destroys enemy equipment and supplies. 3. Inflicts a high rate of nuclear casualties among the enemy forces. 4. Denies the enemy the use of specified areas. 5. Contaminates the enemy's equipment and supplies.

TASK: Disrupt Quartering Party Operations (5-OPFOR-0017)

CONDITION: The enemy is conducting quartering party operations. It has established an assembly area (AA) but has not moved in the main body.

STANDARD: The opposing forces (OPFOR) element attempts to disrupt quartering party operations and infiltrate the enemy's AA. 1. Locates the quartering party and the AA. 2. Surprises the main body. 3. Penetrates the AA with squad-size probes. 4. Inflicts personnel casualties and vehicle damage. 5. Disrupts the unit's preparations (prevents or delays beyond the unit's allotted time).

TASK: Disrupt Enemy Movement and Operations Using Persistent and Nonpersistent Chemical Weapons (5-OPFOR-0015)

CONDITION: The opposing forces (OPFOR) element has located the enemy. Priority intelligence requirements (PIR) and other intelligence requirements have been obtained by OPFOR patrols. The OPFOR units deliver chemical agents, by means of conventional artillery weapons or aircraft, along selected supply routes and key bases in the rear area.

STANDARD: The OPFOR element disrupts enemy movement and operations using persistent and nonpersistent chemical weapons. 1. Delivers chemical agents in low and densely wooded areas. 2. Delays the movement of enemy supplies and equipment to the forward areas. 3. Restricts the movement of the enemy units in the rear area. 4. Channels the movement of enemy units into predesignated ambush areas. 5. Contaminates enemy supplies and equipment. 6. Inflicts a high rate of casualties on enemy forces.

TASK: Disrupt Movement (5-OPFOR-0014)

CONDITION: The enemy is expected to move through the opposing forces (OPFOR) element's area of operations. The OPFOR element has received an operation order (OPORD) or fragmentary order (FRAGO) to disrupt enemy movement. The enemy has the capability to defend with direct fire and antiarmor weapons.

STANDARD: The OPFOR element delays enemy movement. 1. Delays the element. 2. Forces the element to deviate from its route. 3. Prevents the element from reaching its destination. 4. Surprises the element's main body.

TASK: Counter Passage of Lines (5-OPFOR-0012)

CONDITION: Enemy forces are in defensive positions, but they are expected to attempt passage-of-lines operations. The opposing forces (OPFOR) received orders to disrupt enemy passage-of-lines operations.

STANDARD: The OPFOR element delays or prevents enemy passage of lines. 1. Delays the passage. 2. Prevents the company from moving all personnel through the stationary unit. 3. Engages the main body of either the moving or the stationary unit.

TASK: Disrupt Assembly Area (AA) Activities (5-OPFOR-0013)

CONDITION: Intelligence reports indicate that platoon- and company-size enemy units are operating in the opposing forces (OPFOR) area of operations. Enemy units can defend from AAs with direct fire, antiarmor weapons, and indirect fire. The enemy has close air support (CAS) and nuclear, biological, and chemical (NBC) capabilities.

STANDARD: The OPFOR element locates and disrupts the enemy's AA activities. 1. Locates the element's AA. 2. Probes the AA with squad- or team-size elements. 3. Inflicts more than 5 percent casualties on the element. 4. Disrupts the element's preparations (prevents or delays beyond the element's allotted time).

TASK: Attack (5-OPFOR-0001)

CONDITION: The opposing forces (OPFOR) element has located the enemy. The priority intelligence requirements (PIR) and the other intelligence requirements have been obtained by OPFOR patrols. The OPFOR element has automatic and antiarmor weapons and light mortars.

STANDARD: The OPFOR element attempts to seize the terrain, the vehicles, or the equipment. 1. Develops an attack plan. 2. Surprises the enemy unit's main body. 3. Initiates the attack using a scheme of maneuver that exploits the enemy's flanks, gaps, and weaknesses. 4. Uses covered and concealed routes to approach the enemy forces' flanks, gaps, or weakly held areas. 5. Employs indirect fire to support the attack. 6. Penetrates enemy defenses. 7. Destroys the equipment and the supplies. 8. Inflicts heavy casualties. 9. Isolates the combat service support (CSS) base by blocking the reinforcements. 10. Forces the enemy units to displace. 11. Avoids being fixed in one position. 12. Withdraws before the CSS base is reinforced with tactical combat forces.

TASK: Conduct Air Attacks (5-OPFOR-0002)

CONDITION: The opposing forces (OPFOR) element in the rear area has forwarded the positions of the enemy support sites or the locations of moving elements. The OPFOR aircraft have been dispatched to attack enemy installations or convoys.

STANDARD: The OPFOR element attempts to delay, disrupt, or damage the enemy targets by air. 1. Locates the target (support sites or convoys). 2. Makes attack runs on the designated targets. 3. Inflicts heavy damage to the selected target. 4. Sustains no loss of aircraft. 5. Delays moving the force for more than one hour.

TASK: Conduct Sniper Operations (5-OPFOR-0006)

CONDITION: The opposing forces (OPFOR) element has assigned snipers (regular or irregular elements) in the enemy's rear area along the main supply route (MSR) and near support sites.

STANDARD: The OPFOR element kills or wounds targets. 1. Sets up a well-concealed location. 2. Engages vehicle drivers or personnel on foot with short bursts of semiautomatic fire. 3. Kills or wounds selected targets. 4. Prevents the position from being discovered by enemy forces. 5. Evacuates the area without being spotted. 6. Reports all specified priority intelligence requirements (PIR) and other intelligence requirements to the OPFOR headquarters (HQ).

ELEMENT: S1 Section

TASK: Process Personnel and Administrative Actions (12-1-0406.05-T01A)
 (AR 25-50) (AR 27-10) (FM 12-6)
 (TC 22-6)

ITERATION: 1 2 3 4 5 M (Circle)
COMMANDER/LEADER ASSESSMENT: T P U (Circle)

CONDITIONS: The unit is performing its combat mission. Digital units have performed functionality checks, and systems are operational. Requests for personnel actions are being received. Distribution, Uniform Code of Military Justice (UCMJ) actions, and hometown news releases are being received. Some iterations of this task should be performed in MOPP4.

TASK STANDARDS: Personnel actions are processed as soon as possible in keeping with the tactical situation in a manner that precludes adverse morale implications. Digital units send and receive reports using frequency-modulated (FM) or digital means. The time required to perform this task is increased when conducting it in mission-oriented protection posture (MOPP) 4.

TASK STEPS AND PERFORMANCE MEASURES	GO	NO-GO
<ol style="list-style-type: none"> 1. The Personnel and Administration Center (PAC) collects requests from supported companies and higher headquarters (HQ). <ol style="list-style-type: none"> a. Logged receipt of all actions. b. Verified actions to ensure validity and need. c. Corrected erroneous and incomplete data. 2. The PAC processes information. <ol style="list-style-type: none"> a. Prioritized all personnel actions. b. Prepared appropriate personnel forms. c. Reviewed actions for accuracy and completeness. d. Corrected erroneous and incomplete data. e. Advised soldiers. * 3. The Adjutant (US Army) (S1) or PAC supervisor processes actions. <ol style="list-style-type: none"> a. Performed technical and administrative reviews. b. Corrected minor errors. c. Approved or recommended approval. d. Dispatched actions to higher HQ for further action. * 4. The S1 or PAC supervisor disseminates information. <ol style="list-style-type: none"> a. Briefed the commander on the status of personnel actions. b. Informed subordinate companies and soldiers on the status of personnel actions. 5. The PAC processes award recommendations. <ol style="list-style-type: none"> a. Reviewed recommendations for awards. b. Processed DA Form 638s. c. Forwarded the recommendations to the approving authority. d. Suspended a copy of the recommendation for award. e. Forwarded approved awards to the unit commander for presentation at an appropriate ceremony (when the situation permitted). 6. The PAC processes leave requests. <ol style="list-style-type: none"> a. Processed DA Form 31s. b. Maintained a leave control log. 		

TASK STEPS AND PERFORMANCE MEASURES	GO	NO-GO
<p>c. Forwarded required copies of DA Form 31 to the Finance Support Command (FSC), as appropriate.</p> <p>7. The PAC processes Standard Installation/Division Personnel System (SIDPERS) input.</p> <ul style="list-style-type: none"> a. Prepared input. b. Reviewed transactions for accuracy and completeness. c. Obtained required signatures for transmittal. <p>8. The PAC manages the evaluation reporting system.</p> <ul style="list-style-type: none"> a. Initiated evaluation report shells. b. Established internal suspenses for the evaluation report. c. Forwarded evaluation work sheets to appropriate subordinate units. d. Reviewed returned evaluation reports for completeness and accuracy. e. Prepared evaluation reports, if required. f. Returned completed evaluation reports for required signatures. g. Checked returned evaluation reports to ensure that signatures and dates were correct. h. Forwarded completed evaluation reports to the Personnel Service Company (PSC). <p>9. The PAC provides administrative support.</p> <ul style="list-style-type: none"> a. Maintained suspense control. b. Typed all standing operating procedures (SOPs) and correspondence for the battalion commander, the executive officer (XO), and the units (including memorandums, letters, endorsements, accident reports, and forms). c. Operated reproduction equipment. d. Maintained reproduction equipment. e. Picked up distribution from higher HQ. f. Sorted distribution. g. Secured distribution. h. Processed distribution from staff sections and subordinate and attached units. i. Maintained required blank forms and publications. <p>10. The PAC processes promotion recommendations.</p> <ul style="list-style-type: none"> a. Verified soldier eligibility. b. Forwarded a list of names of eligible soldiers to subordinate units. c. Forwarded promotion recommendations to the appropriate promotion authority. d. Verified proper distribution of promotion orders (individual, personnel, and finance). e. Initiated further command actions when required. <p>11. The PAC processes letters of reprimand.</p> <ul style="list-style-type: none"> a. Determined the facts that support the imposition of the letter of reprimand. b. Prepared the letter of reprimand for the commander's signature. c. Prepared the notification letter to the individual advising him of his rights. <p>12. The PAC processes letters of indebtedness.</p> <ul style="list-style-type: none"> a. Gathered all documents and facts bearing on the claimed indebtedness of the soldier. b. Prepared the letter for the commander's signature to the agency or individual claiming the debt. c. Dispatched the letter to the agency or individual. 		

TASK STEPS AND PERFORMANCE MEASURES	GO	NO-GO
d. Followed up, if necessary. e. Referred the soldier to the division Staff Judge Advocate (SJA) or brigade legal advisor for legal assistance and preparation of response to debtors. 13. The PAC processes letters of nonsupport. a. Determined the type of letter to be prepared based on all the facts gathered. b. Determined all information bearing on the claimed nonsupport by the soldier. c. Prepared the letter for the commander's or the soldier's signature. d. Dispatched the letter to the agency or individual claiming nonsupport. 14. The PAC processes other adverse actions. a. Ensured that all facts and supporting documents were available. b. Prepared required administrative documents. c. Forwarded the packet to the appropriate authority for action. 15. The PAC provides financial assistance. a. Processed related documents. b. Distributed net pay advice (NPA) and leave and earnings statements (LES). c. Resolved less-complicated pay problems. d. Answered pay-related inquires. e. Provided liaison and coordination with the supporting FSC.		

TASK PERFORMANCE / EVALUATION SUMMARY BLOCK							
ITERATION	1	2	3	4	5	M	TOTAL
TOTAL TASK STEPS EVALUATED							
TOTAL TASK STEPS "GO"							
TRAINING STATUS "GO"/"NO-GO"							

"*" indicates a leader task step.

SUPPORTING INDIVIDUAL TASKS: NONE

SUPPORTING COLLECTIVE TASKS: NONE

OPFOR TASKS AND STANDARDS

TASK: Disrupt a Route Reconnaissance (5-OPFOR-0021)

CONDITION: The enemy is conducting a route reconnaissance. The opposing forces (OPFOR) element is positioned along the enemy's route.

STANDARD: The OPFOR element attempts to disrupt a squad/section conducting a route reconnaissance. 1. Prevents the unit from meeting its specified time schedule. 2. Forces the unit to deviate from its specified route. 3. Prevents the unit from reaching its assigned destination. 4. Surprises the squad/section. 5. Inflicts casualties on the unit.

TASK: Conduct an Aerial Reconnaissance (5-OPFOR-0010)

CONDITION: The opposing forces (OPFOR) headquarters (HQ) element requires intelligence on the locations and identification of the enemy elements. Aircraft is dispatched to take photographs and make a visual inspection of the enemy rear area.

STANDARD: The OPFOR element gathers photograph intelligence of the enemy. 1. Photographs the assigned sectors. 2. Makes quick visual checks where the ceiling is low. 3. Locates enemy positions in the area, particularly support and storage bases, and command and control (C2) facilities. 4. Sustains no loss of aircraft. 5. Reports priority intelligence requirements (PIR) and other information requirements to the OPFOR HQ.

TASK: Conduct a Raid (5-OPFOR-0004)

CONDITION: The opposing forces (OPFOR) element has occupied an objective rally point and has orders to conduct a raid on a combat service support (CSS) base.

STANDARD: The OPFOR element infiltrates the enemy's base and destroys all of the targets. 1. Surprises the enemy forces. 2. Assaults the support base and accomplishes the assigned tasks. 3. Destroys the specified equipment and supplies. 4. Avoids being decisively engaged. 5. Withdraws all personnel from the objective areas within the time prescribed. 6. Obtains all priority intelligence requirements (PIR) from the raid site. 7. Sustains only light casualties from enemy fire.

TASK: Defeat Obstacles (5-OPFOR-0009)

CONDITION: The opposing forces (OPFOR) element encounters an obstacle that blocks the avenue of approach as it advances upon the enemy forces.

STANDARD: The OPFOR element bypasses or breaches the enemy obstacle. 1. Detects the obstacle before halting its main body. 2. Defeats the obstacle. a. Bypasses the obstacle without entering the engagement areas. b. Breaches the obstacle within 45 minutes and passes its entire force through the obstacle. 3. Does not incur degradation to the point that the mission must be discontinued.

TASK: Conduct an Attack (5-OPFOR-0008)

CONDITION: The enemy is conducting tactical operations. The opposing forces (OPFOR) element receives orders to attack the enemy, the area of occupation, or the main supply route (MSR) with smoke.

STANDARD: The OPFOR element disrupts the enemy's movement and smoke operations. 1. Determines the delivery method of the smoke attack. 2. Locates the target. 3. Delivers the smoke attack downwind. 4. Attacks the enemy with smoke, and surge attacks when the enemy responds to the smoke.

TASK: Disrupt Construction of Vehicle Fighting Positions (5-OPFOR-0020)

CONDITION: The opposing forces (OPFOR) element has located the enemy. The priority intelligence requirements (PIR) and other intelligence obtained by OPFOR patrols indicate the enemy is constructing vehicle fighting positions within its defensive area. The OPFOR element has automatic and antiarmor weapons and light mortars.

STANDARD: The OPFOR element attempts to disrupt the enemy's efforts to establish vehicle fighting positions. 1. Locates the defensive area. 2. Surprises the main body. 3. Penetrates the defensive area with squad-size probes. 4. Inflicts casualties on the unit. 5. Destroys vehicles. 6. Disrupts the unit's preparations (prevents or delays beyond the unit's allotted time).

TASK: Disrupt an Engineer Reconnaissance (5-OPFOR-0022)

CONDITION: The enemy is conducting an engineer reconnaissance. The opposing forces (OPFOR) element is positioned along the enemy's route.

STANDARD: The OPFOR element disrupts an engineer reconnaissance. 1. Prevents the unit from meeting its specified time schedule. 2. Forces the unit to deviate from its specified route. 3. Prevents the unit from accomplishing its assigned engineer reconnaissance. 4. Surprises the unit conducting the reconnaissance.

TASK: Conduct Terrorist and Saboteur Attacks (5-OPFOR-0005)

CONDITION: The opposing forces (OPFOR) element dispatches small teams into the enemy's rear area to disrupt combat service support (CSS) operations.

STANDARD: The enemy sustains disrupted command and control (C2), destroyed equipment and supplies, and light casualties. 1. Locates rear support bases and C2 facilities. 2. Delays and disrupts CSS operations through probes. 3. Infiltrates CSS bases to conduct sabotage and terrorist activities. 4. Inflicts light casualties. 5. Destroys supplies and equipment.

TASK: Defend a Minefield (5-OPFOR-0023)

CONDITION: The enemy is conducting a minefield sweeping operation. The opposing forces (OPFOR) element has a minefield placed in the enemy's path. The minefield is under constant observation and fire.

STANDARD: The OPFOR element defends a minefield against an enemy element conducting a minefield sweeping operation. 1. Prevents the unit from detecting the obstacle. 2. Disrupts the minefield sweeping operation. 3. Prevents the unit from conducting the minefield sweeping operation, prevents the unit from moving all personnel through the breach, or delays the completion of the minefield sweeping operation for more than 45 minutes.

TASK: Maintain Contact (5-OPFOR-0003)

CONDITION: The opposing forces (OPFOR) element is engaged with enemy base-defense forces. The enemy forces are withdrawing under pressure.

STANDARD: The OPFOR element maintains enemy contact while the enemy withdraws. 1. Engages the enemy forces decisively. 2. Advances the OPFOR as the enemy forces withdraw. 3. Inflicts heavy casualties. 4. Captures the members of the enemy force. 5. Captures documents and equipment. 6. Safeguards the captured documents, the equipment, and the personnel.

TASK: Conduct an Ambush (5-OPFOR-0007)

CONDITION: The enemy is moving in a convoy. The opposing forces (OPFOR) element is positioned along the enemy's route.

STANDARD: The OPFOR element inflicts casualties on the enemy and causes vehicle and equipment damage. 1. Prepares an ambush site before the element arrives. 2. Surprises march element forces. 3. Inflicts heavy casualties within the designated kill zone. 4. Inflicts heavy damage to the vehicles and the equipment within the designated kill zone. 5. Delays the march element from reaching a specified destination for a specified period of time. 6. Withdraws on order. 7. Sustains no casualties. 8. Reports actions to superiors.

TASK: Surrender to the Capturing Unit on the Battlefield (5-OPFOR-0024)

CONDITION: The enemy has captured opposing forces (OPFOR) element's soldiers, documents, and equipment sensitive to the OPFOR tactical operations.

STANDARD: The OPFOR soldiers retain or destroy documents and equipment. The OPFOR element surrenders the documents and the equipment of no tactical use to the enemy and attempts to conceal or destroy items of tactical value. The OPFOR element attempts escape and evasion. 1. Prevents the successful capture of the documents and the equipment. 2. Destroys the documents and the equipment. 3. Removes identifying markings from the equipment. 4. Removes unit-identifying insignia. 5. Provides misleading information. 6. Plans an escape. 7. Delays movement to the nearest collection point. 8. Prevents safeguarding of the enemy prisoners of war (EPWs) in order to cause embarrassment to the United States (US).

TASK: Disrupt a Net Control Station (NCS) (5-OPFOR-0019)

CONDITION: The enemy has established a NCS. The opposing forces (OPFOR) element has radio and jamming equipment.

STANDARD: The OPFOR element attempts to disrupt an NCS. 1. Attempts to locate the radio frequency that the unit is operating on. 2. Attempts to enter the radio net. 3. Attempts to issue "bogus" orders to a unit on the net. 4. Jams the radio frequency and forces the unit to go to an alternate frequency.

TASK: Disrupt Defensive Preparations (5-OPFOR-0018)

CONDITION: The opposing forces (OPFOR) element has located the enemy. Priority intelligence requirements (PIR) and other intelligence requirements obtained by OPFOR patrols indicate that the enemy elements are establishing defensive positions. The OPFOR element has automatic and antiarmor weapons and light mortars.

STANDARD: The OPFOR element disrupts and delays the enemy's defensive preparations. 1. Locates and penetrates the enemy's security system. 2. Forces the enemy to delay defensive preparations. 3. Disrupts the enemy's obstacle preparations.

TASK: Disrupt Enemy Movement and Operations Using Tactical Nuclear Weapons (5-OPFOR-0016)

CONDITION: The opposing forces (OPFOR) element has located the enemy. Priority intelligence requirements (PIR) and other intelligence requirements have been obtained by OPFOR patrols. Tactical nuclear weapons are employed against key locations in the rear area.

STANDARD: The OPFOR element disrupts enemy movement and operations. 1. Disrupts or delays the movement of the enemy's equipment and supplies to the forward areas. 2. Destroys enemy equipment and supplies. 3. Inflicts a high rate of nuclear casualties among the enemy forces. 4. Denies the enemy the use of specified areas. 5. Contaminates the enemy's equipment and supplies.

TASK: Disrupt Quartering Party Operations (5-OPFOR-0017)

CONDITION: The enemy is conducting quartering party operations. It has established an assembly area (AA) but has not moved in the main body.

STANDARD: The opposing forces (OPFOR) element attempts to disrupt quartering party operations and infiltrate the enemy's AA. 1. Locates the quartering party and the AA. 2. Surprises the main body. 3. Penetrates the AA with squad-size probes. 4. Inflicts personnel casualties and vehicle damage. 5. Disrupts the unit's preparations (prevents or delays beyond the unit's allotted time).

TASK: Disrupt Enemy Movement and Operations Using Persistent and Nonpersistent Chemical Weapons (5-OPFOR-0015)

CONDITION: The opposing forces (OPFOR) element has located the enemy. Priority intelligence requirements (PIR) and other intelligence requirements have been obtained by OPFOR patrols. The OPFOR units deliver chemical agents, by means of conventional artillery weapons or aircraft, along selected supply routes and key bases in the rear area.

STANDARD: The OPFOR element disrupts enemy movement and operations using persistent and nonpersistent chemical weapons. 1. Delivers chemical agents in low and densely wooded areas. 2. Delays the movement of enemy supplies and equipment to the forward areas. 3. Restricts the movement of the enemy units in the rear area. 4. Channels the movement of enemy units into predesignated ambush areas. 5. Contaminates enemy supplies and equipment. 6. Inflicts a high rate of casualties on enemy forces.

TASK: Disrupt Movement (5-OPFOR-0014)

CONDITION: The enemy is expected to move through the opposing forces (OPFOR) element's area of operations. The OPFOR element has received an operation order (OPORD) or fragmentary order (FRAGO) to disrupt enemy movement. The enemy has the capability to defend with direct fire and antiarmor weapons.

STANDARD: The OPFOR element delays enemy movement. 1. Delays the element. 2. Forces the element to deviate from its route. 3. Prevents the element from reaching its destination. 4. Surprises the element's main body.

TASK: Counter Passage of Lines (5-OPFOR-0012)

CONDITION: Enemy forces are in defensive positions, but they are expected to attempt passage-of-lines operations. The opposing forces (OPFOR) received orders to disrupt enemy passage-of-lines operations.

STANDARD: The OPFOR element delays or prevents enemy passage of lines. 1. Delays the passage. 2. Prevents the company from moving all personnel through the stationary unit. 3. Engages the main body of either the moving or the stationary unit.

TASK: Disrupt Assembly Area (AA) Activities (5-OPFOR-0013)

CONDITION: Intelligence reports indicate that platoon- and company-size enemy units are operating in the opposing forces (OPFOR) area of operations. Enemy units can defend from AAs with direct fire, antiarmor weapons, and indirect fire. The enemy has close air support (CAS) and nuclear, biological, and chemical (NBC) capabilities.

STANDARD: The OPFOR element locates and disrupts the enemy's AA activities. 1. Locates the element's AA. 2. Probes the AA with squad- or team-size elements. 3. Inflicts more than 5 percent casualties on the element. 4. Disrupts the element's preparations (prevents or delays beyond the element's allotted time).

TASK: Attack (5-OPFOR-0001)

CONDITION: The opposing forces (OPFOR) element has located the enemy. The priority intelligence requirements (PIR) and the other intelligence requirements have been obtained by OPFOR patrols. The OPFOR element has automatic and antiarmor weapons and light mortars.

STANDARD: The OPFOR element attempts to seize the terrain, the vehicles, or the equipment. 1. Develops an attack plan. 2. Surprises the enemy unit's main body. 3. Initiates the attack using a scheme of maneuver that exploits the enemy's flanks, gaps, and weaknesses. 4. Uses covered and concealed routes to approach the enemy forces' flanks, gaps, or weakly held areas. 5. Employs indirect fire to support the attack. 6. Penetrates enemy defenses. 7. Destroys the equipment and the supplies. 8. Inflicts heavy casualties. 9. Isolates the combat service support (CSS) base by blocking the reinforcements. 10. Forces the enemy units to displace. 11. Avoids being fixed in one position. 12. Withdraws before the CSS base is reinforced with tactical combat forces.

TASK: Conduct Air Attacks (5-OPFOR-0002)

CONDITION: The opposing forces (OPFOR) element in the rear area has forwarded the positions of the enemy support sites or the locations of moving elements. The OPFOR aircraft have been dispatched to attack enemy installations or convoys.

STANDARD: The OPFOR element attempts to delay, disrupt, or damage the enemy targets by air. 1. Locates the target (support sites or convoys). 2. Makes attack runs on the designated targets. 3. Inflicts heavy damage to the selected target. 4. Sustains no loss of aircraft. 5. Delays moving the force for more than one hour.

TASK: Conduct Sniper Operations (5-OPFOR-0006)

CONDITION: The opposing forces (OPFOR) element has assigned snipers (regular or irregular elements) in the enemy's rear area along the main supply route (MSR) and near support sites.

STANDARD: The OPFOR element kills or wounds targets. 1. Sets up a well-concealed location. 2. Engages vehicle drivers or personnel on foot with short bursts of semiautomatic fire. 3. Kills or wounds selected targets. 4. Prevents the position from being discovered by enemy forces. 5. Evacuates the area without being spotted. 6. Reports all specified priority intelligence requirements (PIR) and other intelligence requirements to the OPFOR headquarters (HQ).

ELEMENT: S1 Section

TASK: Provide Legal Support (12-1-0410.05-T01A)

(AR 27-10)

(AR 15-6)

(AR 190-47)

(AR 27-1)

(AR 27-20)

(AR 600-20)

(AR 600-8-2)

(AR 600-85)

(AR 635-200)

(DOD REG 5500.7-R)

ITERATION: 1 2 3 4 5 (Circle)

COMMANDER/LEADER ASSESSMENT: T P U (Circle)

CONDITIONS: The battalion is deployed and conducting combat operations. Digital units have performed functionality checks, and systems are operational. Requests for legal support have been received. This task should not be trained in MOPP4.

TASK STANDARDS: Legal support is provided to the command according to the Uniform Code of Military Justice (UCMJ), other laws and directives, the Manual for Courts Martial (MCM), and the unit's standing operating procedure (SOP). Digital units send and receive reports using frequency-modulated (FM) or digital means.

TASK STEPS AND PERFORMANCE MEASURES	GO	NO-GO
<ol style="list-style-type: none"> 1. The battalion legal noncommissioned officer (NCO) or specialist provides the battalion commander with the current status of legal matters, to include-- <ol style="list-style-type: none"> a. Courts-martial actions and dispositions. b. Nonjudicial proceedings. c. Administrative separation actions. d. Formal and informal investigations. e. Other adverse administrative actions, such as bars to reenlistment or letters of reprimand. 2. The battalion legal NCO or specialist assists subordinate commanders and soldiers. <ol style="list-style-type: none"> a. Coordinated with subordinate units to assist in the disposition of court and board actions. b. Prepared charge sheets and allied papers, confinement orders, and the commander's actions. c. Recorded and prepared summarized proceedings of Article 32(b) investigations (Department of Defense [DD] Form 457). d. Prepared records of nonjudicial punishment. e. Reviewed records of nonjudicial punishment forwarded by subordinate units. f. Processed appeals of nonjudicial punishment and monitored posting of records to personnel and financial files. g. Prepared notifications of administrative separation. h. Recorded and prepared summarized records of board proceedings related to administrative separations. i. Prepared, processed, and monitored the administrative separation actions. j. Recorded and prepared summarized records of trial for special courts-martial. k. Prepared and processed records of trial for summary courts-martial. l. Prepared, processed, and monitored the suspension of favorable personnel actions. 		

TASK STEPS AND PERFORMANCE MEASURES	GO	NO-GO
<p>3. The battalion legal NCO or specialist coordinates with the brigade legal NCO for legal services from the Staff Judge Advocate (SJA) or brigade legal advisor.</p> <ul style="list-style-type: none"> a. Acted as liaison between subordinate units and the SJA section. b. Assisted the legal assistance officer in preparing powers of attorney, wills, and other legal assistance documents. c. Assisted the claims judge advocate with claims investigations and assisted in the preparation of claims forms, to include forwarding them for appropriate disposition. d. Forwarded documents for review by administrative law and contract law personnel. e. Assisted judge advocates with military justice training as well as international law and operational law training. f. Assisted the trial counsel in preparing pretrial, trial, and posttrial documents. g. Arranged for witnesses and other necessary personnel to be present at the courts-martial. h. Assisted in processing of posttrial prisoners for confinement. <p>4. The battalion legal NCO or specialist coordinates with the trial defense service for defense counsel services.</p> <ul style="list-style-type: none"> a. Arranged for advice by counsel for nonjudicial punishment proceedings. b. Arranged for consultation with counsel for administrative separations or representation. <p>* 5. The battalion commander administers UCMJ.</p> <ul style="list-style-type: none"> a. Evaluated evidence and determined the appropriate disposition of violations of the UCMJ. b. Administered nonjudicial punishment. c. Returned charges to the subordinate commander for other disposition. d. Referred charges to trial by summary court or forwarded charges for trial by courts-martial. <p>* 6. The battalion commander disposes of disciplinary infractions and misconduct by other than judicial or nonjudicial proceedings.</p> <ul style="list-style-type: none"> a. Initiated, forwarded, approved, or returned letters of reprimand/admonition. b. Approved, disapproved, or forwarded administrative separations. 		

TASK PERFORMANCE / EVALUATION SUMMARY BLOCK							
ITERATION	1	2	3	4	5		TOTAL
TOTAL TASK STEPS EVALUATED							
TOTAL TASK STEPS "GO"							
TRAINING STATUS "GO"/"NO-GO"							

"*" indicates a leader task step.

SUPPORTING INDIVIDUAL TASKS: NONE

SUPPORTING COLLECTIVE TASKS: NONE

OPFOR TASKS AND STANDARDS

TASK: Surrender to the Capturing Unit on the Battlefield (5-OPFOR-0024)

CONDITION: The enemy has captured opposing forces (OPFOR) element's soldiers, documents, and equipment sensitive to the OPFOR tactical operations.

STANDARD: The OPFOR soldiers retain or destroy documents and equipment. The OPFOR element surrenders the documents and the equipment of no tactical use to the enemy and attempts to conceal or destroy items of tactical value. The OPFOR element attempts escape and evasion. 1. Prevents the successful capture of the documents and the equipment. 2. Destroys the documents and the equipment. 3. Removes identifying markings from the equipment. 4. Removes unit-identifying insignia. 5. Provides misleading information. 6. Plans an escape. 7. Delays movement to the nearest collection point. 8. Prevents safeguarding of the enemy prisoners of war (EPWs) in order to cause embarrassment to the United States (US).

TASK: Disrupt a Route Reconnaissance (5-OPFOR-0021)

CONDITION: The enemy is conducting a route reconnaissance. The opposing forces (OPFOR) element is positioned along the enemy's route.

STANDARD: The OPFOR element attempts to disrupt a squad/section conducting a route reconnaissance. 1. Prevents the unit from meeting its specified time schedule. 2. Forces the unit to deviate from its specified route. 3. Prevents the unit from reaching its assigned destination. 4. Surprises the squad/section. 5. Inflicts casualties on the unit.

TASK: Conduct a Raid (5-OPFOR-0004)

CONDITION: The opposing forces (OPFOR) element has occupied an objective rally point and has orders to conduct a raid on a combat service support (CSS) base.

STANDARD: The OPFOR element infiltrates the enemy's base and destroys all of the targets. 1. Surprises the enemy forces. 2. Assaults the support base and accomplishes the assigned tasks. 3. Destroys the specified equipment and supplies. 4. Avoids being decisively engaged. 5. Withdraws all personnel from the objective areas within the time prescribed. 6. Obtains all priority intelligence requirements (PIR) from the raid site. 7. Sustains only light casualties from enemy fire.

TASK: Conduct an Aerial Reconnaissance (5-OPFOR-0010)

CONDITION: The opposing forces (OPFOR) headquarters (HQ) element requires intelligence on the locations and identification of the enemy elements. Aircraft is dispatched to take photographs and make a visual inspection of the enemy rear area.

STANDARD: The OPFOR element gathers photograph intelligence of the enemy. 1. Photographs the assigned sectors. 2. Makes quick visual checks where the ceiling is low. 3. Locates enemy positions in the area, particularly support and storage bases, and command and control (C2) facilities. 4. Sustains no loss of aircraft. 5. Reports priority intelligence requirements (PIR) and other information requirements to the OPFOR HQ.

TASK: Defeat Obstacles (5-OPFOR-0009)

CONDITION: The opposing forces (OPFOR) element encounters an obstacle that blocks the avenue of approach as it advances upon the enemy forces.

STANDARD: The OPFOR element bypasses or breaches the enemy obstacle. 1. Detects the obstacle before halting its main body. 2. Defeats the obstacle. a. Bypasses the obstacle without entering the engagement areas. b. Breaches the obstacle within 45 minutes and passes its entire force through the obstacle. 3. Does not incur degradation to the point that the mission must be discontinued.

TASK: Conduct an Attack (5-OPFOR-0008)

CONDITION: The enemy is conducting tactical operations. The opposing forces (OPFOR) element receives orders to attack the enemy, the area of occupation, or the main supply route (MSR) with smoke.

STANDARD: The OPFOR element disrupts the enemy's movement and smoke operations. 1. Determines the delivery method of the smoke attack. 2. Locates the target. 3. Delivers the smoke attack downwind. 4. Attacks the enemy with smoke, and surge attacks when the enemy responds to the smoke.

TASK: Disrupt Construction of Vehicle Fighting Positions (5-OPFOR-0020)

CONDITION: The opposing forces (OPFOR) element has located the enemy. The priority intelligence requirements (PIR) and other intelligence obtained by OPFOR patrols indicate the enemy is constructing vehicle fighting positions within its defensive area. The OPFOR element has automatic and antiarmor weapons and light mortars.

STANDARD: The OPFOR element attempts to disrupt the enemy's efforts to establish vehicle fighting positions. 1. Locates the defensive area. 2. Surprises the main body. 3. Penetrates the defensive area with squad-size probes. 4. Inflicts casualties on the unit. 5. Destroys vehicles. 6. Disrupts the unit's preparations (prevents or delays beyond the unit's allotted time).

TASK: Disrupt an Engineer Reconnaissance (5-OPFOR-0022)

CONDITION: The enemy is conducting an engineer reconnaissance. The opposing forces (OPFOR) element is positioned along the enemy's route.

STANDARD: The OPFOR element disrupts an engineer reconnaissance. 1. Prevents the unit from meeting its specified time schedule. 2. Forces the unit to deviate from its specified route. 3. Prevents the unit from accomplishing its assigned engineer reconnaissance. 4. Surprises the unit conducting the reconnaissance.

TASK: Defend a Minefield (5-OPFOR-0023)

CONDITION: The enemy is conducting a minefield sweeping operation. The opposing forces (OPFOR) element has a minefield placed in the enemy's path. The minefield is under constant observation and fire.

STANDARD: The OPFOR element defends a minefield against an enemy element conducting a minefield sweeping operation. 1. Prevents the unit from detecting the obstacle. 2. Disrupts the minefield sweeping operation. 3. Prevents the unit from conducting the minefield sweeping operation, prevents the unit from moving all personnel through the breach, or delays the completion of the minefield sweeping operation for more than 45 minutes.

TASK: Conduct Terrorist and Saboteur Attacks (5-OPFOR-0005)

CONDITION: The opposing forces (OPFOR) element dispatches small teams into the enemy's rear area to disrupt combat service support (CSS) operations.

STANDARD: The enemy sustains disrupted command and control (C2), destroyed equipment and supplies, and light casualties. 1. Locates rear support bases and C2 facilities. 2. Delays and disrupts CSS operations through probes. 3. Infiltrates CSS bases to conduct sabotage and terrorist activities. 4. Inflicts light casualties. 5. Destroys supplies and equipment.

TASK: Conduct Sniper Operations (5-OPFOR-0006)

CONDITION: The opposing forces (OPFOR) element has assigned snipers (regular or irregular elements) in the enemy's rear area along the main supply route (MSR) and near support sites.

STANDARD: The OPFOR element kills or wounds targets. 1. Sets up a well-concealed location. 2. Engages vehicle drivers or personnel on foot with short bursts of semiautomatic fire. 3. Kills or wounds selected targets. 4. Prevents the position from being discovered by enemy forces. 5. Evacuates the area without being spotted. 6. Reports all specified priority intelligence requirements (PIR) and other intelligence requirements to the OPFOR headquarters (HQ).

TASK: Maintain Contact (5-OPFOR-0003)

CONDITION: The opposing forces (OPFOR) element is engaged with enemy base-defense forces. The enemy forces are withdrawing under pressure.

STANDARD: The OPFOR element maintains enemy contact while the enemy withdraws. 1. Engages the enemy forces decisively. 2. Advances the OPFOR as the enemy forces withdraw. 3. Inflicts heavy casualties. 4. Captures the members of the enemy force. 5. Captures documents and equipment. 6. Safeguards the captured documents, the equipment, and the personnel.

TASK: Conduct an Ambush (5-OPFOR-0007)

CONDITION: The enemy is moving in a convoy. The opposing forces (OPFOR) element is positioned along the enemy's route.

STANDARD: The OPFOR element inflicts casualties on the enemy and causes vehicle and equipment damage. 1. Prepares an ambush site before the element arrives. 2. Surprises march element forces. 3. Inflicts heavy casualties within the designated kill zone. 4. Inflicts heavy damage to the vehicles and the equipment within the designated kill zone. 5. Delays the march element from reaching a specified destination for a specified period of time. 6. Withdraws on order. 7. Sustains no casualties. 8. Reports actions to superiors.

TASK: Disrupt a Net Control Station (NCS) (5-OPFOR-0019)

CONDITION: The enemy has established a NCS. The opposing forces (OPFOR) element has radio and jamming equipment.

STANDARD: The OPFOR element attempts to disrupt an NCS. 1. Attempts to locate the radio frequency that the unit is operating on. 2. Attempts to enter the radio net. 3. Attempts to issue "bogus" orders to a unit on the net. 4. Jams the radio frequency and forces the unit to go to an alternate frequency.

TASK: Disrupt Defensive Preparations (5-OPFOR-0018)

CONDITION: The opposing forces (OPFOR) element has located the enemy. Priority intelligence requirements (PIR) and other intelligence requirements obtained by OPFOR patrols indicate that the enemy elements are establishing defensive positions. The OPFOR element has automatic and antiarmor weapons and light mortars.

STANDARD: The OPFOR element disrupts and delays the enemy's defensive preparations. 1. Locates and penetrates the enemy's security system. 2. Forces the enemy to delay defensive preparations. 3. Disrupts the enemy's obstacle preparations.

TASK: Disrupt Enemy Movement and Operations Using Tactical Nuclear Weapons (5-OPFOR-0016)

CONDITION: The opposing forces (OPFOR) element has located the enemy. Priority intelligence requirements (PIR) and other intelligence requirements have been obtained by OPFOR patrols. Tactical nuclear weapons are employed against key locations in the rear area.

STANDARD: The OPFOR element disrupts enemy movement and operations. 1. Disrupts or delays the movement of the enemy's equipment and supplies to the forward areas. 2. Destroys enemy equipment and supplies. 3. Inflicts a high rate of nuclear casualties among the enemy forces. 4. Denies the enemy the use of specified areas. 5. Contaminates the enemy's equipment and supplies.

TASK: Disrupt Quarters Party Operations (5-OPFOR-0017)

CONDITION: The enemy is conducting quarters party operations. It has established an assembly area (AA) but has not moved in the main body.

STANDARD: The opposing forces (OPFOR) element attempts to disrupt quarters party operations and infiltrate the enemy's AA. 1. Locates the quarters party and the AA. 2. Surprises the main body. 3. Penetrates the AA with squad-size probes. 4. Inflicts personnel casualties and vehicle damage. 5. Disrupts the unit's preparations (prevents or delays beyond the unit's allotted time).

TASK: Disrupt Enemy Movement and Operations Using Persistent and Nonpersistent Chemical Weapons (5-OPFOR-0015)

CONDITION: The opposing forces (OPFOR) element has located the enemy. Priority intelligence requirements (PIR) and other intelligence requirements have been obtained by OPFOR patrols. The OPFOR units deliver chemical agents, by means of conventional artillery weapons or aircraft, along selected supply routes and key bases in the rear area.

STANDARD: The OPFOR element disrupts enemy movement and operations using persistent and nonpersistent chemical weapons. 1. Delivers chemical agents in low and densely wooded areas. 2. Delays the movement of enemy supplies and equipment to the forward areas. 3. Restricts the movement of the enemy units in the rear area. 4. Channels the movement of enemy units into predesignated ambush areas. 5. Contaminates enemy supplies and equipment. 6. Inflicts a high rate of casualties on enemy forces.

TASK: Disrupt Movement (5-OPFOR-0014)

CONDITION: The enemy is expected to move through the opposing forces (OPFOR) element's area of operations. The OPFOR element has received an operation order (OPORD) or fragmentary order (FRAGO) to disrupt enemy movement. The enemy has the capability to defend with direct fire and antiarmor weapons.

STANDARD: The OPFOR element delays enemy movement. 1. Delays the element. 2. Forces the element to deviate from its route. 3. Prevents the element from reaching its destination. 4. Surprises the element's main body.

TASK: Counter Passage of Lines (5-OPFOR-0012)

CONDITION: Enemy forces are in defensive positions, but they are expected to attempt passage-of-lines operations. The opposing forces (OPFOR) received orders to disrupt enemy passage-of-lines operations.

STANDARD: The OPFOR element delays or prevents enemy passage of lines. 1. Delays the passage. 2. Prevents the company from moving all personnel through the stationary unit. 3. Engages the main body of either the moving or the stationary unit.

TASK: Disrupt Assembly Area (AA) Activities (5-OPFOR-0013)

CONDITION: Intelligence reports indicate that platoon- and company-size enemy units are operating in the opposing forces (OPFOR) area of operations. Enemy units can defend from AAs with direct fire, antiarmor weapons, and indirect fire. The enemy has close air support (CAS) and nuclear, biological, and chemical (NBC) capabilities.

STANDARD: The OPFOR element locates and disrupts the enemy's AA activities. 1. Locates the element's AA. 2. Probes the AA with squad- or team-size elements. 3. Inflicts more than 5 percent casualties on the element. 4. Disrupts the element's preparations (prevents or delays beyond the element's allotted time).

TASK: Attack (5-OPFOR-0001)

CONDITION: The opposing forces (OPFOR) element has located the enemy. The priority intelligence requirements (PIR) and the other intelligence requirements have been obtained by OPFOR patrols. The OPFOR element has automatic and antiarmor weapons and light mortars.

STANDARD: The OPFOR element attempts to seize the terrain, the vehicles, or the equipment. 1. Develops an attack plan. 2. Surprises the enemy unit's main body. 3. Initiates the attack using a scheme of maneuver that exploits the enemy's flanks, gaps, and weaknesses. 4. Uses covered and concealed routes to approach the enemy forces' flanks, gaps, or weakly held areas. 5. Employs indirect fire to support the attack. 6. Penetrates enemy defenses. 7. Destroys the equipment and the supplies. 8. Inflicts heavy casualties. 9. Isolates the combat service support (CSS) base by blocking the reinforcements. 10. Forces the enemy units to displace. 11. Avoids being fixed in one position. 12. Withdraws before the CSS base is reinforced with tactical combat forces.

TASK: Conduct Air Attacks (5-OPFOR-0002)

CONDITION: The opposing forces (OPFOR) element in the rear area has forwarded the positions of the enemy support sites or the locations of moving elements. The OPFOR aircraft have been dispatched to attack enemy installations or convoys.

STANDARD: The OPFOR element attempts to delay, disrupt, or damage the enemy targets by air. 1. Locates the target (support sites or convoys). 2. Makes attack runs on the designated targets. 3. Inflicts heavy damage to the selected target. 4. Sustains no loss of aircraft. 5. Delays moving the force for more than one hour.

ELEMENT: Unit Ministry Team

TASK: Conduct the Command Religious-Support Program (16-1-1001.05-T01A)
(FM 16-1)

ITERATION: 1 2 3 4 5 (Circle)

COMMANDER/LEADER ASSESSMENT: T P U (Circle)

CONDITIONS: The battalion is engaged in combat operations. Casualties have occurred. Requests for religious support have been received. Digital units have performed functionality checks, and systems are operational. This task should not be trained in MOPP4.

TASK STANDARDS: The command and soldier religious-support needs are promptly met. Digital units send and receive reports using frequency-modulated (FM) or digital means.

TASK STEPS AND PERFORMANCE MEASURES	GO	NO-GO
<ol style="list-style-type: none"> 1. The unit ministry team (UMT) prepares the religious-support plan. <ol style="list-style-type: none"> a. Obtained the battalion commander's guidance. b. Assessed the religious needs of the command. c. Coordinated for direct religious support (DRS) and general religious support (GRS). d. Provided the coordinating staff with required input to the plans and the orders. e. Provided the UMT with input to the religious-support annex of higher echelon operations and plans. f. Prepared and disseminated the battalion's religious-support plan. g. Reviewed casualty data. 2. The UMT performs or provides religious support, rites, and services. <ol style="list-style-type: none"> a. Provided worship services; memorial ceremonies to honor the dead; and services for the sacraments, rites, and ordinances. b. Ensured that mass or emergency burials were conducted with reverential handling of the remains, appropriate religious burials, and the proper military honors. c. Provided DRS to battalion headquarters personnel. 3. The UMT performs pastoral care to the soldiers. <ol style="list-style-type: none"> a. Provided pastoral care to counter battlefield shock and trauma. b. Conducted pastoral counseling to lessen stress and enhance morale. c. Provided immediate support for battle fatigue. d. Conducted specialized counseling to lessen stress and enhance morale and performance. e. Provided care and counseling functions. f. Conducted pastoral care to the casualties during intense battle. 4. The UMT advises the commander on the unit's morale, moral climate, and religious welfare. <ol style="list-style-type: none"> a. Provided direct, personally verified information on the morale and moral climate of the command. b. Briefed the commander on the moral and humanitarian aspects of policies and leadership. c. Informed the commander personally on the impact of the unit's policies; the unjust, disruptive, and potentially disruptive social patterns; and any possible violations of the laws of war. 		

TASK STEPS AND PERFORMANCE MEASURES	GO	NO-GO
<p>d. Advised the commander on specific religious requirements of the soldiers and on the policies or procedures affecting their right to free exercise of religion.</p> <p>5. The UMT advises the commander on ethical issues.</p> <p>a. Advised the commander on methods of improving the ethical climate within the unit.</p> <p>b. Briefed on the ethical aspects of policies and leadership.</p> <p>c. Briefed the commander on the training of the soldiers in ethical and moral decision-making.</p> <p>d. Used preaching, pastoral counseling, and ethical or moral instruction, to reaffirm the value of human life, justice, dignity, and truth and to challenge soldiers to serve their country honorably.</p> <p>e. Served as the ethical advocate to the commander in preventing the mistreatment of friendly troops, enemy prisoners of war (EPWs), and civilians; the violation of morality codes; illegal acts; the desecration of sacred places; and disrespect for human life.</p> <p>6. The UMT advises the commander on indigenous religions.</p> <p>a. Assisted the civil-military operations officer in analyzing religious and cultural factors in basic doctrines, religious structures, and symbols and practices of the principal faith and the significance of sacred shrines, temples, and holy places.</p> <p>b. Advised the command of the indigenous religions of the local population and their impact on the unit's mission.</p> <p>c. Assisted the command in developing friendly relations with local religious groups and civilians.</p> <p>d. Met the human-welfare needs produced by combat.</p>		

TASK PERFORMANCE / EVALUATION SUMMARY BLOCK							
ITERATION	1	2	3	4	5		TOTAL
TOTAL TASK STEPS EVALUATED							
TOTAL TASK STEPS "GO"							
TRAINING STATUS "GO"/"NO-GO"							

"*" indicates a leader task step.

SUPPORTING INDIVIDUAL TASKS: NONE

SUPPORTING COLLECTIVE TASKS: NONE

OPFOR TASKS AND STANDARDS

TASK: Disrupt a Route Reconnaissance (5-OPFOR-0021)

CONDITION: The enemy is conducting a route reconnaissance. The opposing forces (OPFOR) element is positioned along the enemy's route.

STANDARD: The OPFOR element attempts to disrupt a squad/section conducting a route reconnaissance. 1. Prevents the unit from meeting its specified time schedule. 2. Forces the unit to deviate from its specified route. 3. Prevents the unit from reaching its assigned destination. 4. Surprises the squad/section. 5. Inflicts casualties on the unit.

TASK: Conduct an Attack (5-OPFOR-0008)

CONDITION: The enemy is conducting tactical operations. The opposing forces (OPFOR) element receives orders to attack the enemy, the area of occupation, or the main supply route (MSR) with smoke.

STANDARD: The OPFOR element disrupts the enemy's movement and smoke operations. 1. Determines the delivery method of the smoke attack. 2. Locates the target. 3. Delivers the smoke attack downwind. 4. Attacks the enemy with smoke, and surge attacks when the enemy responds to the smoke.

TASK: Conduct a Raid (5-OPFOR-0004)

CONDITION: The opposing forces (OPFOR) element has occupied an objective rally point and has orders to conduct a raid on a combat service support (CSS) base.

STANDARD: The OPFOR element infiltrates the enemy's base and destroys all of the targets. 1. Surprises the enemy forces. 2. Assaults the support base and accomplishes the assigned tasks. 3. Destroys the specified equipment and supplies. 4. Avoids being decisively engaged. 5. Withdraws all personnel from the objective areas within the time prescribed. 6. Obtains all priority intelligence requirements (PIR) from the raid site. 7. Sustains only light casualties from enemy fire.

TASK: Conduct an Aerial Reconnaissance (5-OPFOR-0010)

CONDITION: The opposing forces (OPFOR) headquarters (HQ) element requires intelligence on the locations and identification of the enemy elements. Aircraft is dispatched to take photographs and make a visual inspection of the enemy rear area.

STANDARD: The OPFOR element gathers photograph intelligence of the enemy. 1. Photographs the assigned sectors. 2. Makes quick visual checks where the ceiling is low. 3. Locates enemy positions in the area, particularly support and storage bases, and command and control (C2) facilities. 4. Sustains no loss of aircraft. 5. Reports priority intelligence requirements (PIR) and other information requirements to the OPFOR HQ.

TASK: Defeat Obstacles (5-OPFOR-0009)

CONDITION: The opposing forces (OPFOR) element encounters an obstacle that blocks the avenue of approach as it advances upon the enemy forces.

STANDARD: The OPFOR element bypasses or breaches the enemy obstacle. 1. Detects the obstacle before halting its main body. 2. Defeats the obstacle. a. Bypasses the obstacle without entering the engagement areas. b. Breaches the obstacle within 45 minutes and passes its entire force through the obstacle. 3. Does not incur degradation to the point that the mission must be discontinued.

TASK: Disrupt Construction of Vehicle Fighting Positions (5-OPFOR-0020)

CONDITION: The opposing forces (OPFOR) element has located the enemy. The priority intelligence requirements (PIR) and other intelligence obtained by OPFOR patrols indicate the enemy is constructing vehicle fighting positions within its defensive area. The OPFOR element has automatic and antiarmor weapons and light mortars.

STANDARD: The OPFOR element attempts to disrupt the enemy's efforts to establish vehicle fighting positions. 1. Locates the defensive area. 2. Surprises the main body. 3. Penetrates the defensive area with squad-size probes. 4. Inflicts casualties on the unit. 5. Destroys vehicles. 6. Disrupts the unit's preparations (prevents or delays beyond the unit's allotted time).

TASK: Disrupt an Engineer Reconnaissance (5-OPFOR-0022)

CONDITION: The enemy is conducting an engineer reconnaissance. The opposing forces (OPFOR) element is positioned along the enemy's route.

STANDARD: The OPFOR element disrupts an engineer reconnaissance. 1. Prevents the unit from meeting its specified time schedule. 2. Forces the unit to deviate from its specified route. 3. Prevents the unit from accomplishing its assigned engineer reconnaissance. 4. Surprises the unit conducting the reconnaissance.

TASK: Defend a Minefield (5-OPFOR-0023)

CONDITION: The enemy is conducting a minefield sweeping operation. The opposing forces (OPFOR) element has a minefield placed in the enemy's path. The minefield is under constant observation and fire.

STANDARD: The OPFOR element defends a minefield against an enemy element conducting a minefield sweeping operation. 1. Prevents the unit from detecting the obstacle. 2. Disrupts the minefield sweeping operation. 3. Prevents the unit from conducting the minefield sweeping operation, prevents the unit from moving all personnel through the breach, or delays the completion of the minefield sweeping operation for more than 45 minutes.

TASK: Conduct Terrorist and Saboteur Attacks (5-OPFOR-0005)

CONDITION: The opposing forces (OPFOR) element dispatches small teams into the enemy's rear area to disrupt combat service support (CSS) operations.

STANDARD: The enemy sustains disrupted command and control (C2), destroyed equipment and supplies, and light casualties. 1. Locates rear support bases and C2 facilities. 2. Delays and disrupts CSS operations through probes. 3. Infiltrates CSS bases to conduct sabotage and terrorist activities. 4. Inflicts light casualties. 5. Destroys supplies and equipment.

TASK: Conduct Sniper Operations (5-OPFOR-0006)

CONDITION: The opposing forces (OPFOR) element has assigned snipers (regular or irregular elements) in the enemy's rear area along the main supply route (MSR) and near support sites.

STANDARD: The OPFOR element kills or wounds targets. 1. Sets up a well-concealed location. 2. Engages vehicle drivers or personnel on foot with short bursts of semiautomatic fire. 3. Kills or wounds selected targets. 4. Prevents the position from being discovered by enemy forces. 5. Evacuates the area without being spotted. 6. Reports all specified priority intelligence requirements (PIR) and other intelligence requirements to the OPFOR headquarters (HQ).

TASK: Maintain Contact (5-OPFOR-0003)

CONDITION: The opposing forces (OPFOR) element is engaged with enemy base-defense forces. The enemy forces are withdrawing under pressure.

STANDARD: The OPFOR element maintains enemy contact while the enemy withdraws. 1. Engages the enemy forces decisively. 2. Advances the OPFOR as the enemy forces withdraw. 3. Inflicts heavy casualties. 4. Captures the members of the enemy force. 5. Captures documents and equipment. 6. Safeguards the captured documents, the equipment, and the personnel.

TASK: Conduct an Ambush (5-OPFOR-0007)

CONDITION: The enemy is moving in a convoy. The opposing forces (OPFOR) element is positioned along the enemy's route.

STANDARD: The OPFOR element inflicts casualties on the enemy and causes vehicle and equipment damage. 1. Prepares an ambush site before the element arrives. 2. Surprises march element forces. 3. Inflicts heavy casualties within the designated kill zone. 4. Inflicts heavy damage to the vehicles and the equipment within the designated kill zone. 5. Delays the march element from reaching a specified destination for a specified period of time. 6. Withdraws on order. 7. Sustains no casualties. 8. Reports actions to superiors.

TASK: Surrender to the Capturing Unit on the Battlefield (5-OPFOR-0024)

CONDITION: The enemy has captured opposing forces (OPFOR) element's soldiers, documents, and equipment sensitive to the OPFOR tactical operations.

STANDARD: The OPFOR soldiers retain or destroy documents and equipment. The OPFOR element surrenders the documents and the equipment of no tactical use to the enemy and attempts to conceal or destroy items of tactical value. The OPFOR element attempts escape and evasion. 1. Prevents the successful capture of the documents and the equipment. 2. Destroys the documents and the equipment. 3. Removes identifying markings from the equipment. 4. Removes unit-identifying insignia. 5. Provides misleading information. 6. Plans an escape. 7. Delays movement to the nearest collection point. 8. Prevents safeguarding of the enemy prisoners of war (EPWs) in order to cause embarrassment to the United States (US).

TASK: Disrupt a Net Control Station (NCS) (5-OPFOR-0019)

CONDITION: The enemy has established a NCS. The opposing forces (OPFOR) element has radio and jamming equipment.

STANDARD: The OPFOR element attempts to disrupt an NCS. 1. Attempts to locate the radio frequency that the unit is operating on. 2. Attempts to enter the radio net. 3. Attempts to issue "bogus" orders to a unit on the net. 4. Jams the radio frequency and forces the unit to go to an alternate frequency.

TASK: Disrupt Defensive Preparations (5-OPFOR-0018)

CONDITION: The opposing forces (OPFOR) element has located the enemy. Priority intelligence requirements (PIR) and other intelligence requirements obtained by OPFOR patrols indicate that the enemy elements are establishing defensive positions. The OPFOR element has automatic and antiarmor weapons and light mortars.

STANDARD: The OPFOR element disrupts and delays the enemy's defensive preparations. 1. Locates and penetrates the enemy's security system. 2. Forces the enemy to delay defensive preparations. 3. Disrupts the enemy's obstacle preparations.

TASK: Disrupt Enemy Movement and Operations Using Tactical Nuclear Weapons (5-OPFOR-0016)

CONDITION: The opposing forces (OPFOR) element has located the enemy. Priority intelligence requirements (PIR) and other intelligence requirements have been obtained by OPFOR patrols. Tactical nuclear weapons are employed against key locations in the rear area.

STANDARD: The OPFOR element disrupts enemy movement and operations. 1. Disrupts or delays the movement of the enemy's equipment and supplies to the forward areas. 2. Destroys enemy equipment and supplies. 3. Inflicts a high rate of nuclear casualties among the enemy forces. 4. Denies the enemy the use of specified areas. 5. Contaminates the enemy's equipment and supplies.

TASK: Disrupt Quartering Party Operations (5-OPFOR-0017)

CONDITION: The enemy is conducting quartering party operations. It has established an assembly area (AA) but has not moved in the main body.

STANDARD: The opposing forces (OPFOR) element attempts to disrupt quartering party operations and infiltrate the enemy's AA. 1. Locates the quartering party and the AA. 2. Surprises the main body. 3. Penetrates the AA with squad-size probes. 4. Inflicts personnel casualties and vehicle damage. 5. Disrupts the unit's preparations (prevents or delays beyond the unit's allotted time).

TASK: Disrupt Enemy Movement and Operations Using Persistent and Nonpersistent Chemical Weapons (5-OPFOR-0015)

CONDITION: The opposing forces (OPFOR) element has located the enemy. Priority intelligence requirements (PIR) and other intelligence requirements have been obtained by OPFOR patrols. The OPFOR units deliver chemical agents, by means of conventional artillery weapons or aircraft, along selected supply routes and key bases in the rear area.

STANDARD: The OPFOR element disrupts enemy movement and operations using persistent and nonpersistent chemical weapons. 1. Delivers chemical agents in low and densely wooded areas. 2. Delays the movement of enemy supplies and equipment to the forward areas. 3. Restricts the movement of the enemy units in the rear area. 4. Channels the movement of enemy units into predesignated ambush areas. 5. Contaminates enemy supplies and equipment. 6. Inflicts a high rate of casualties on enemy forces.

TASK: Disrupt Movement (5-OPFOR-0014)

CONDITION: The enemy is expected to move through the opposing forces (OPFOR) element's area of operations. The OPFOR element has received an operation order (OPORD) or fragmentary order (FRAGO) to disrupt enemy movement. The enemy has the capability to defend with direct fire and antiarmor weapons.

STANDARD: The OPFOR element delays enemy movement. 1. Delays the element. 2. Forces the element to deviate from its route. 3. Prevents the element from reaching its destination. 4. Surprises the element's main body.

TASK: Counter Passage of Lines (5-OPFOR-0012)

CONDITION: Enemy forces are in defensive positions, but they are expected to attempt passage-of-lines operations. The opposing forces (OPFOR) received orders to disrupt enemy passage-of-lines operations.

STANDARD: The OPFOR element delays or prevents enemy passage of lines. 1. Delays the passage. 2. Prevents the company from moving all personnel through the stationary unit. 3. Engages the main body of either the moving or the stationary unit.

TASK: Disrupt Assembly Area (AA) Activities (5-OPFOR-0013)

CONDITION: Intelligence reports indicate that platoon- and company-size enemy units are operating in the opposing forces (OPFOR) area of operations. Enemy units can defend from AAs with direct fire, antiarmor weapons, and indirect fire. The enemy has close air support (CAS) and nuclear, biological, and chemical (NBC) capabilities.

STANDARD: The OPFOR element locates and disrupts the enemy's AA activities. 1. Locates the element's AA. 2. Probes the AA with squad- or team-size elements. 3. Inflicts more than 5 percent casualties on the element. 4. Disrupts the element's preparations (prevents or delays beyond the element's allotted time).

TASK: Attack (5-OPFOR-0001)

CONDITION: The opposing forces (OPFOR) element has located the enemy. The priority intelligence requirements (PIR) and the other intelligence requirements have been obtained by OPFOR patrols. The OPFOR element has automatic and antiarmor weapons and light mortars.

STANDARD: The OPFOR element attempts to seize the terrain, the vehicles, or the equipment. 1. Develops an attack plan. 2. Surprises the enemy unit's main body. 3. Initiates the attack using a scheme of maneuver that exploits the enemy's flanks, gaps, and weaknesses. 4. Uses covered and concealed routes to approach the enemy forces' flanks, gaps, or weakly held areas. 5. Employs indirect fire to support the attack. 6. Penetrates enemy defenses. 7. Destroys the equipment and the supplies. 8. Inflicts heavy casualties. 9. Isolates the combat service support (CSS) base by blocking the reinforcements. 10. Forces the enemy units to displace. 11. Avoids being fixed in one position. 12. Withdraws before the CSS base is reinforced with tactical combat forces.

TASK: Conduct Air Attacks (5-OPFOR-0002)

CONDITION: The opposing forces (OPFOR) element in the rear area has forwarded the positions of the enemy support sites or the locations of moving elements. The OPFOR aircraft have been dispatched to attack enemy installations or convoys.

STANDARD: The OPFOR element attempts to delay, disrupt, or damage the enemy targets by air. 1. Locates the target (support sites or convoys). 2. Makes attack runs on the designated targets. 3. Inflicts heavy damage to the selected target. 4. Sustains no loss of aircraft. 5. Delays moving the force for more than one hour.

- ELEMENTS:** Command Section
 S1 Section
 S2 Section
 S3 Section
 S4 Section
 Communication Section
 Unit Ministry Team
 Command Group

TASK: Prepare an Engineer Estimate (Battalion) (05-1-0002)
 (FM 5-100) (FM 101-5) (FM 5-102)
 (FM 5-103) (FM 5-34)

ITERATION: 1 2 3 4 5 M (Circle)

COMMANDER/LEADER ASSESSMENT: T P U (Circle)

CONDITIONS: The battalion is performing continuous tactical operations in darkness and daylight under all weather conditions. The battalion is working directly for an engineer brigade, group, or maneuver force. The battalion or element receives a fragmentary order (FRAGO), an operation order (OPORD), or a supplementary order from higher headquarters (HQ). Digital units have performed functionality checks, and systems are operational. Some iterations of this task should be performed in MOPP4.

TASK STANDARDS: The estimate provides the commander feasible courses of action consistent with the supported commander's scheme of maneuver. Digital units send and receive reports using frequency-modulated (FM) or digital means. The time required to perform this task is increased when conducting it in mission-oriented protection posture (MOPP) 4.

TASK STEPS AND PERFORMANCE MEASURES	GO	NO-GO
<p>* 1. The commander performs a mission analysis. NOTE: The commander and staff have the Army Battle Command System (ABCS) available to assist them in collaborative planning, the military decision-making process, intelligence preparation of the battlefield (IPB), and reconnaissance.</p> <p>a. Identified the following:</p> <ul style="list-style-type: none"> (1) The intent of the immediate commander and the commander two levels up. (2) The area of operations. (3) The tasks to perform, including both specified (directed) in the commander's verbal guidance (or in the OPORD) and implied by the nature of the operation, and decided which were essential to success. (4) The constraints: acts requiring completion. (5) The restraints: prohibited acts. <p>b. Restated the unit's mission in terms of who, what (including all essential tasks), when, where, and why.</p> <p>* 2. The battalion commander, aided by the staff, performs a situation analysis.</p> <p>a. Identified the operations to support, including the nature of the operations, the composition of the supported forces, unusual requirements, and other factors affecting the size and scope of the support mission.</p> <p>b. Identified the characteristics of the area of operations and the enemy situation. The battalion--</p> <ul style="list-style-type: none"> (1) Intelligence Officer (US Army) (S2) determined the impact of the area of operations characteristics on the engineer courses of action. 		

TASK STEPS AND PERFORMANCE MEASURES	GO	NO-GO
<p>(a) Analyzed the weather for precipitation and temperature impact on trafficability of the enemy and friendly combat vehicles; the water obstacle's depth, flow rate, and bank conditions; the ability to dig positions and tank ditches; the fog/limited visibility impact on obstacle positioning; the employment of mines in severe weather conditions; and engineer vehicle capabilities to maneuver in limited visibility and reduced trafficability and to keep pace with the maneuver unit's fighting vehicles.</p> <p>(b) Analyzed the terrain. (1) Observation/fields of fire. Analyzed the impact on obstacle placement (both friendly and enemy) and selected items such as buildings and vegetation to clear to improve observation. (2) Cover and concealment. Identified concealed locations for engineer equipment and materials (especially during breaching and river crossing operations). Identified possible combat trails offering cover and concealment from enemy ground, air, and satellite surveillance. (3) Obstacles. Identified existing, natural, and man-made obstacles and their impact on maneuver, avenues of approach, and placement of reinforcing obstacles. Evaluated these with respect to friendly and enemy maneuver. (4) Key/decisive terrain. Determined potential engineer tasks needed to facilitate friendly control and/or deny enemy control. (5) Avenues of approach. Identified friendly and enemy mobility corridors and avenues of approach, based on the unit. Evaluated engineer actions to enhance or hinder movement on those avenues of approach.</p> <p>(c) Analyzed any other characteristics important to the engineer plan.</p> <p>(2) S2, working with the supported unit's Assistant Chief of Staff, G2 (Intelligence) (G2)/S2, developed the enemy engineer situation. The S2 estimated the strength of enemy engineer units, including any information (confirmed, suspected).</p> <p>c. Evaluated his own situation.</p> <p>(1) Tactical situation. The disposition of major tactical elements, possible courses of action, and current and projected operations.</p> <p>(2) Personnel and logistics. The disposition of logistics units and facilities supporting engineer operations, levels of engineer Class IV and Class V items, and the availability of transportation assets.</p> <p>(3) Engineer situation. The disposition and capabilities of battalion elements, the estimated completion times of current tasks, and combat support units to assist with engineer tasks (especially scatterable mines).</p> <p>* 3. The battalion commander, aided by the staff, develops at least two separate courses of action to accomplish the mission or develops an engineer plan to support each course of action by the maneuver force.</p> <p>a. Identified requirements, to include all tasks and the necessary resources to accomplish them, by each location or by each supported unit.</p> <p>(1) Computed blade hours using known data. If actual data was not available, used the planning factors according to Field Manuals (FMs) 5-34, 5-102, or 5-103.</p> <p>(2) Computed platoon hours.</p> <p>(3) Identified any unique or special equipment requirements.</p> <p>(4) Identified supply requirements by class of supply and specific items.</p> <p>b. Summarized resource requirements by platoon hours, equipment, and logistics for each location or supported unit.</p>		

TASK STEPS AND PERFORMANCE MEASURES	GO	NO-GO
<p>c. Determined general priorities for tasks based upon the higher commander's guidance.</p> <p>d. Allocated engineer forces so that they--</p> <ol style="list-style-type: none"> (1) Met the higher commander's guidance. (2) Accomplished all the tasks. (3) Employed assets efficiently (with no wasted platoon or equipment time). <p>* 4. The battalion commander, aided by the staff, analyzes each course of action.</p> <ol style="list-style-type: none"> a. War-gamed the engineer plan for each course of action against anticipated enemy actions and reactions. Evaluated the plan against the significant factors impacting on it. <p>NOTE: For subconditions b and c, these significant factors included the critical maneuver force events.</p> <ol style="list-style-type: none"> b. Determined shortfalls by comparing resource requirements with available assets. c. Reduced shortfalls by establishing priorities, sequencing activities, selecting alternate methods, and altering the engineer plan as necessary until the requirement was within plus or minus 10 percent of available resources. The staff engineer conducted this analysis with the Assistant Chief of Staff, G3 (Operations and Plans) (G3)/Operations and Training Officer (US Army) (S3). <p>NOTE: If the engineer plan could not meet the minimum critical maneuver requirements, then it was not feasible and the plan was invalid. The commander must recognize this and formulate a new plan, starting at Subtask 3.</p> <p>* 5. The battalion commander, aided by the staff, compares each course of action and selects the one best for accomplishing the mission.</p> <ol style="list-style-type: none"> a. Determined the selection technique to use in the comparison. b. Used the significant factors identified in Subtask 4a. c. Selected the best course of action based on subjective judgment, not entirely upon numerical techniques. <p>NOTE: Numerical factors may be used in the selection technique chosen by the commander as an aid in making a decision. The final decision, however, must not be based solely upon simple mathematics.</p> <p>* 6. The battalion commander makes a decision.</p> <ol style="list-style-type: none"> a. Stated his decision clearly to his subordinates. b. Determined the battalion's task organization and allocated resources. c. Assigned each task to a subordinate element. <p>* 7. The battalion commander makes a recommendation to the supported maneuver commander.</p> <ol style="list-style-type: none"> a. Stated which course of action the troops could best support (from the engineer perspective). b. Identified the major deficiencies that the maneuver commander must remedy, including recommendations for eliminating or reducing them. c. Recommended the engineer task organization, the command/support relationships (as necessary), the tasks to be directed to subordinate elements, and the priorities for engineer support. <p>8. The staff engineer will conduct an engineer analysis.</p> <ol style="list-style-type: none"> a. Coordinated the analysis with the battle staff. b. Provided input to the battle staff analysis. c. Evaluated his own situation. 		

TASK STEPS AND PERFORMANCE MEASURES	GO	NO-GO
<p>(1) Tactical situation. The disposition of major tactical elements, possible courses of action, and current and projected operations.</p> <p>(2) Personnel and logistics. The disposition of logistics units and facilities supporting engineer operations, levels of engineer Class IV and Class V items, and the availability of transportation assets.</p> <p>(3) Engineer situation. The disposition and capabilities of battalion elements, the estimated completion times of current tasks, and combat support units to assist with engineer tasks (especially scatterable mines).</p> <p>d. Analyzed each course of action.</p> <p>(1) War-gamed the engineer plan for each course of action against anticipated enemy actions and reactions. Evaluated the plan against the significant factors impacting on it.</p> <p>NOTE: These significant factors included the critical maneuver force events.</p> <p>(2) Determined shortfalls by comparing resource requirements with available assets.</p> <p>(3) Reduced shortfalls by establishing priorities, sequencing activities, selecting alternate methods, and altering the engineer plan as necessary until the requirement was within plus or minus 10 percent of available resources. The staff engineer conducted this analysis with the G3/S3.</p> <p>NOTE: If the engineer plan could not meet the minimum critical maneuver requirements, then it is not feasible and the plan is invalid. The staff engineer must recognize this and formulate a new plan, starting at Subtask 3.</p> <p>e. The staff engineer selects the course of action that can be best supported from the engineer perspective.</p> <p>(1) Determined the selection technique to use in the comparison.</p> <p>(2) Used the significant factors identified in Subtask 4a.</p> <p>(3) Selected the best course of action based on subjective judgment, but not entirely upon numerical techniques.</p> <p>NOTE: Numerical factors may be used in the selection technique chosen by the commander as an aid in making a decision. The final decision, however, must not be based solely upon simple mathematics.</p> <p>f. Made a recommendation to the supported maneuver commander.</p> <p>(1) Stated which course of action the troops could best support (from the engineer perspective).</p> <p>(2) Identified the major deficiencies that the maneuver commander must remedy, including recommendations for eliminating or reducing them.</p> <p>(3) Recommended the engineer task organization, the command/support relationships (as necessary), the tasks to be directed to subordinate elements, and the priorities for engineer support.</p>		

TASK PERFORMANCE / EVALUATION SUMMARY BLOCK							
ITERATION	1	2	3	4	5	M	TOTAL
TOTAL TASK STEPS EVALUATED							
TOTAL TASK STEPS "GO"							
TRAINING STATUS "GO"/"NO-GO"							

"*" indicates a leader task step.

SUPPORTING INDIVIDUAL TASKS

Task Number	Task Title	References
052-195-4065	Conduct Engineer Tactical Planning	STP 5-12B24-SM-TG

SUPPORTING COLLECTIVE TASKS

Task Number	Task Title	References
05-1-0003	Prepare an Engineer Annex (Battalion)	ARTEP 5-025-66-MTP ARTEP 5-155-66-MTP ARTEP 5-215-66-MTP ARTEP 5-335-60-MTP ARTEP 5-335-66-MTP ARTEP 5-415-66-MTP ARTEP 5-425-66-MTP ARTEP 5-435-66-MTP ARTEP 5-445-64-MTP ARTEP 5-445-66-MTP ARTEP 5-605-66-MTP
05-1-0008	Prepare an Operation Order (OPORD)	ARTEP 5-025-66-MTP ARTEP 5-026-34-MTP ARTEP 5-155-66-MTP ARTEP 5-156-34-MTP ARTEP 5-215-66-MTP ARTEP 5-216-34-MTP ARTEP 5-332-68-MTP ARTEP 5-335-60-MTP ARTEP 5-335-66-MTP ARTEP 5-336-34-MTP ARTEP 5-402-33-MTP ARTEP 5-402-68-MTP ARTEP 5-412-68-MTP ARTEP 5-412-69-MTP ARTEP 5-415-66-MTP ARTEP 5-416-34-MTP ARTEP 5-417-35-MTP ARTEP 5-425-66-MTP ARTEP 5-426-34-MTP ARTEP 5-435-66-MTP ARTEP 5-435-67-MTP ARTEP 5-436-35-MTP ARTEP 5-436-37-MTP ARTEP 5-445-64-MTP ARTEP 5-445-66-MTP ARTEP 5-446-34-MTP ARTEP 5-446-36-MTP ARTEP 5-602-68-MTP ARTEP 5-605-66-MTP ARTEP 5-606-34-MTP ARTEP 5-615-66-MTP ARTEP 5-616-34-MTP
05-1-0415	Analyze Battlefield Information	ARTEP 5-335-60-MTP ARTEP 5-335-66-MTP ARTEP 5-336-34-MTP

OPFOR TASKS AND STANDARDS

TASK: Maintain Contact (5-OPFOR-0003)

CONDITION: The opposing forces (OPFOR) element is engaged with enemy base-defense forces. The enemy forces are withdrawing under pressure.

STANDARD: The OPFOR element maintains enemy contact while the enemy withdraws. 1. Engages the enemy forces decisively. 2. Advances the OPFOR as the enemy forces withdraw. 3. Inflicts heavy casualties. 4. Captures the members of the enemy force. 5. Captures documents and equipment. 6. Safeguards the captured documents, the equipment, and the personnel.

TASK: Conduct a Raid (5-OPFOR-0004)

CONDITION: The opposing forces (OPFOR) element has occupied an objective rally point and has orders to conduct a raid on a combat service support (CSS) base.

STANDARD: The OPFOR element infiltrates the enemy's base and destroys all of the targets. 1. Surprises the enemy forces. 2. Assaults the support base and accomplishes the assigned tasks. 3. Destroys the specified equipment and supplies. 4. Avoids being decisively engaged. 5. Withdraws all personnel from the objective areas within the time prescribed. 6. Obtains all priority intelligence requirements (PIR) from the raid site. 7. Sustains only light casualties from enemy fire.

TASK: Conduct an Aerial Reconnaissance (5-OPFOR-0010)

CONDITION: The opposing forces (OPFOR) headquarters (HQ) element requires intelligence on the locations and identification of the enemy elements. Aircraft is dispatched to take photographs and make a visual inspection of the enemy rear area.

STANDARD: The OPFOR element gathers photograph intelligence of the enemy. 1. Photographs the assigned sectors. 2. Makes quick visual checks where the ceiling is low. 3. Locates enemy positions in the area, particularly support and storage bases, and command and control (C2) facilities. 4. Sustains no loss of aircraft. 5. Reports priority intelligence requirements (PIR) and other information requirements to the OPFOR HQ.

TASK: Surrender to the Capturing Unit on the Battlefield (5-OPFOR-0024)

CONDITION: The enemy has captured opposing forces (OPFOR) element's soldiers, documents, and equipment sensitive to the OPFOR tactical operations.

STANDARD: The OPFOR soldiers retain or destroy documents and equipment. The OPFOR element surrenders the documents and the equipment of no tactical use to the enemy and attempts to conceal or destroy items of tactical value. The OPFOR element attempts escape and evasion. 1. Prevents the successful capture of the documents and the equipment. 2. Destroys the documents and the equipment. 3. Removes identifying markings from the equipment. 4. Removes unit-identifying insignia. 5. Provides misleading information. 6. Plans an escape. 7. Delays movement to the nearest collection point. 8. Prevents safeguarding of the enemy prisoners of war (EPWs) in order to cause embarrassment to the United States (US).

TASK: Disrupt Movement (5-OPFOR-0014)

CONDITION: The enemy is expected to move through the opposing forces (OPFOR) element's area of operations. The OPFOR element has received an operation order (OPORD) or fragmentary order (FRAGO) to disrupt enemy movement. The enemy has the capability to defend with direct fire and antiarmor weapons.

STANDARD: The OPFOR element delays enemy movement. 1. Delays the element. 2. Forces the element to deviate from its route. 3. Prevents the element from reaching its destination. 4. Surprises the element's main body.

TASK: Disrupt Defensive Preparations (5-OPFOR-0018)

CONDITION: The opposing forces (OPFOR) element has located the enemy. Priority intelligence requirements (PIR) and other intelligence requirements obtained by OPFOR patrols indicate that the enemy elements are establishing defensive positions. The OPFOR element has automatic and antiarmor weapons and light mortars.

STANDARD: The OPFOR element disrupts and delays the enemy's defensive preparations. 1. Locates and penetrates the enemy's security system. 2. Forces the enemy to delay defensive preparations. 3. Disrupts the enemy's obstacle preparations.

TASK: Defeat Obstacles (5-OPFOR-0009)

CONDITION: The opposing forces (OPFOR) element encounters an obstacle that blocks the avenue of approach as it advances upon the enemy forces.

STANDARD: The OPFOR element bypasses or breaches the enemy obstacle. 1. Detects the obstacle before halting its main body. 2. Defeats the obstacle. a. Bypasses the obstacle without entering the engagement areas. b. Breaches the obstacle within 45 minutes and passes its entire force through the obstacle. 3. Does not incur degradation to the point that the mission must be discontinued.

TASK: Conduct an Ambush (5-OPFOR-0007)

CONDITION: The enemy is moving in a convoy. The opposing forces (OPFOR) element is positioned along the enemy's route.

STANDARD: The OPFOR element inflicts casualties on the enemy and causes vehicle and equipment damage. 1. Prepares an ambush site before the element arrives. 2. Surprises march element forces. 3. Inflicts heavy casualties within the designated kill zone. 4. Inflicts heavy damage to the vehicles and the equipment within the designated kill zone. 5. Delays the march element from reaching a specified destination for a specified period of time. 6. Withdraws on order. 7. Sustains no casualties. 8. Reports actions to superiors.

TASK: Gather Intelligence (5-OPFOR-0011)

CONDITION: The opposing forces (OPFOR) small element, operating in the rear area, is planning attacks on enemy bases. Information is needed to complete the plans.

STANDARD: The OPFOR element infiltrates, gathers intelligence information, and submits its findings to the command. 1. Identifies all priority intelligence requirements (PIR) and other intelligence requirements. 2. Passes through any outpost, defensive wire, or warning devices undetected. 3. Moves to an observation point that offers cover and concealment and is clear enough to gather PIR and other intelligence requirements. 4. Gathers all PIR and other intelligence requirements. 5. Withdraws from the area undetected. 6. Reports all information to the OPFOR headquarters (HQ).

TASK: Disrupt a Net Control Station (NCS) (5-OPFOR-0019)

CONDITION: The enemy has established a NCS. The opposing forces (OPFOR) element has radio and jamming equipment.

STANDARD: The OPFOR element attempts to disrupt an NCS. 1. Attempts to locate the radio frequency that the unit is operating on. 2. Attempts to enter the radio net. 3. Attempts to issue "bogus" orders to a unit on the net. 4. Jams the radio frequency and forces the unit to go to an alternate frequency.

TASK: Conduct Terrorist and Saboteur Attacks (5-OPFOR-0005)

CONDITION: The opposing forces (OPFOR) element dispatches small teams into the enemy's rear area to disrupt combat service support (CSS) operations.

STANDARD: The enemy sustains disrupted command and control (C2), destroyed equipment and supplies, and light casualties. 1. Locates rear support bases and C2 facilities. 2. Delays and disrupts CSS operations through probes. 3. Infiltrates CSS bases to conduct sabotage and terrorist activities. 4. Inflicts light casualties. 5. Destroys supplies and equipment.

TASK: Disrupt a Route Reconnaissance (5-OPFOR-0021)

CONDITION: The enemy is conducting a route reconnaissance. The opposing forces (OPFOR) element is positioned along the enemy's route.

STANDARD: The OPFOR element attempts to disrupt a squad/section conducting a route reconnaissance. 1. Prevents the unit from meeting its specified time schedule. 2. Forces the unit to deviate from its specified route. 3. Prevents the unit from reaching its assigned destination. 4. Surprises the squad/section. 5. Inflicts casualties on the unit.

TASK: Disrupt Construction of Vehicle Fighting Positions (5-OPFOR-0020)

CONDITION: The opposing forces (OPFOR) element has located the enemy. The priority intelligence requirements (PIR) and other intelligence obtained by OPFOR patrols indicate the enemy is constructing vehicle fighting positions within its defensive area. The OPFOR element has automatic and antiarmor weapons and light mortars.

STANDARD: The OPFOR element attempts to disrupt the enemy's efforts to establish vehicle fighting positions. 1. Locates the defensive area. 2. Surprises the main body. 3. Penetrates the defensive area with squad-size probes. 4. Inflicts casualties on the unit. 5. Destroys vehicles. 6. Disrupts the unit's preparations (prevents or delays beyond the unit's allotted time).

TASK: Disrupt an Engineer Reconnaissance (5-OPFOR-0022)

CONDITION: The enemy is conducting an engineer reconnaissance. The opposing forces (OPFOR) element is positioned along the enemy's route.

STANDARD: The OPFOR element disrupts an engineer reconnaissance. 1. Prevents the unit from meeting its specified time schedule. 2. Forces the unit to deviate from its specified route. 3. Prevents the unit from accomplishing its assigned engineer reconnaissance. 4. Surprises the unit conducting the reconnaissance.

TASK: Conduct an Attack (5-OPFOR-0008)

CONDITION: The enemy is conducting tactical operations. The opposing forces (OPFOR) element receives orders to attack the enemy, the area of occupation, or the main supply route (MSR) with smoke.

STANDARD: The OPFOR element disrupts the enemy's movement and smoke operations. 1. Determines the delivery method of the smoke attack. 2. Locates the target. 3. Delivers the smoke attack downwind. 4. Attacks the enemy with smoke, and surge attacks when the enemy responds to the smoke.

TASK: Disrupt Quarters Party Operations (5-OPFOR-0017)

CONDITION: The enemy is conducting quarters party operations. It has established an assembly area (AA) but has not moved in the main body.

STANDARD: The opposing forces (OPFOR) element attempts to disrupt quarters party operations and infiltrate the enemy's AA. 1. Locates the quarters party and the AA. 2. Surprises the main body. 3. Penetrates the AA with squad-size probes. 4. Inflicts personnel casualties and vehicle damage. 5. Disrupts the unit's preparations (prevents or delays beyond the unit's allotted time).

TASK: Disrupt Enemy Movement and Operations Using Tactical Nuclear Weapons (5-OPFOR-0016)

CONDITION: The opposing forces (OPFOR) element has located the enemy. Priority intelligence requirements (PIR) and other intelligence requirements have been obtained by OPFOR patrols. Tactical nuclear weapons are employed against key locations in the rear area.

STANDARD: The OPFOR element disrupts enemy movement and operations. 1. Disrupts or delays the movement of the enemy's equipment and supplies to the forward areas. 2. Destroys enemy equipment and supplies. 3. Inflicts a high rate of nuclear casualties among the enemy forces. 4. Denies the enemy the use of specified areas. 5. Contaminates the enemy's equipment and supplies.

TASK: Disrupt Assembly Area (AA) Activities (5-OPFOR-0013)

CONDITION: Intelligence reports indicate that platoon- and company-size enemy units are operating in the opposing forces (OPFOR) area of operations. Enemy units can defend from AAs with direct fire, antiarmor weapons, and indirect fire. The enemy has close air support (CAS) and nuclear, biological, and chemical (NBC) capabilities.

STANDARD: The OPFOR element locates and disrupts the enemy's AA activities. 1. Locates the element's AA. 2. Probes the AA with squad- or team-size elements. 3. Inflicts more than 5 percent casualties on the element. 4. Disrupts the element's preparations (prevents or delays beyond the element's allotted time).

TASK: Disrupt Enemy Movement and Operations Using Persistent and Nonpersistent Chemical Weapons (5-OPFOR-0015)

CONDITION: The opposing forces (OPFOR) element has located the enemy. Priority intelligence requirements (PIR) and other intelligence requirements have been obtained by OPFOR patrols. The OPFOR units deliver chemical agents, by means of conventional artillery weapons or aircraft, along selected supply routes and key bases in the rear area.

STANDARD: The OPFOR element disrupts enemy movement and operations using persistent and nonpersistent chemical weapons. 1. Delivers chemical agents in low and densely wooded areas. 2. Delays the movement of enemy supplies and equipment to the forward areas. 3. Restricts the movement of the enemy units in the rear area. 4. Channels the movement of enemy units into predesignated ambush areas. 5. Contaminates enemy supplies and equipment. 6. Inflicts a high rate of casualties on enemy forces.

TASK: Counter Passage of Lines (5-OPFOR-0012)

CONDITION: Enemy forces are in defensive positions, but they are expected to attempt passage-of-lines operations. The opposing forces (OPFOR) received orders to disrupt enemy passage-of-lines operations.

STANDARD: The OPFOR element delays or prevents enemy passage of lines. 1. Delays the passage. 2. Prevents the company from moving all personnel through the stationary unit. 3. Engages the main body of either the moving or the stationary unit.

TASK: Conduct Air Attacks (5-OPFOR-0002)

CONDITION: The opposing forces (OPFOR) element in the rear area has forwarded the positions of the enemy support sites or the locations of moving elements. The OPFOR aircraft have been dispatched to attack enemy installations or convoys.

STANDARD: The OPFOR element attempts to delay, disrupt, or damage the enemy targets by air. 1. Locates the target (support sites or convoys). 2. Makes attack runs on the designated targets. 3. Inflicts heavy damage to the selected target. 4. Sustains no loss of aircraft. 5. Delays moving the force for more than one hour.

TASK: Attack (5-OPFOR-0001)

CONDITION: The opposing forces (OPFOR) element has located the enemy. The priority intelligence requirements (PIR) and the other intelligence requirements have been obtained by OPFOR patrols. The OPFOR element has automatic and antiarmor weapons and light mortars.

STANDARD: The OPFOR element attempts to seize the terrain, the vehicles, or the equipment. 1. Develops an attack plan. 2. Surprises the enemy unit's main body. 3. Initiates the attack using a scheme of maneuver that exploits the enemy's flanks, gaps, and weaknesses. 4. Uses covered and concealed routes to approach the enemy forces' flanks, gaps, or weakly held areas. 5. Employs indirect fire to support the attack. 6. Penetrates enemy defenses. 7. Destroys the equipment and the supplies. 8. Inflicts heavy casualties. 9. Isolates the combat service support (CSS) base by blocking the reinforcements. 10. Forces the enemy units to displace. 11. Avoids being fixed in one position. 12. Withdraws before the CSS base is reinforced with tactical combat forces.

TASK: Defend a Minefield (5-OPFOR-0023)

CONDITION: The enemy is conducting a minefield sweeping operation. The opposing forces (OPFOR) element has a minefield placed in the enemy's path. The minefield is under constant observation and fire.

STANDARD: The OPFOR element defends a minefield against an enemy element conducting a minefield sweeping operation. 1. Prevents the unit from detecting the obstacle. 2. Disrupts the minefield sweeping operation. 3. Prevents the unit from conducting the minefield sweeping operation, prevents the unit from moving all personnel through the breach, or delays the completion of the minefield sweeping operation for more than 45 minutes.

- ELEMENTS:** Command Section
 S1 Section
 S2 Section
 S3 Section
 S4 Section
 Communication Section
 Unit Ministry Team
 Command Group

TASK: Prepare an Engineer Annex (Battalion) (05-1-0003)
 (FM 101-5) (FM 5-100) (FM 5-34)

ITERATION: 1 2 3 4 5 M (Circle)
COMMANDER/LEADER ASSESSMENT: T P U (Circle)

CONDITIONS: The engineer battalion, in supporting a maneuver unit in a tactical operation, provides the staff engineer on the maneuver headquarters (HQ) battle staff. The staff engineer must prepare an engineer annex as part of the maneuver unit's operation order (OPORD). Digital units have performed functionality checks, and systems are operational. Some iterations of this task should be performed in MOPP4.

TASK STANDARDS: The annex contains the essential information needed to support the maneuver commander's operation. The annex is clear and the maneuver force understands its concept. Digital units send and receive reports using frequency-modulated (FM) or digital means. The time required to perform this task is increased when conducting it in mission-oriented protection posture (MOPP) 4.

TASK STEPS AND PERFORMANCE MEASURES	GO	NO-GO
<p>1. The staff engineer selects an annex format based upon the amount and type of information it will contain, the time available to produce it, and guidance from the maneuver unit's Assistant Chief of Staff, G3 (Operations and Plans) (G3) or Operations and Training Officer (US Army) (S3). He usually prepares the annex in the five-paragraph format (plus appendixes), but under conditions of limited time can use or combine any of the following formats:</p> <p>NOTE: Digital units use the Army Battle Command System (ABCS) to perform collaborative planning and send orders and reports according to the unit's tactical standing operating procedure (TACSOP).</p> <ul style="list-style-type: none"> a. A written annex using the basic five-paragraph order format. b. An overlay(s), including-- <ul style="list-style-type: none"> (1) All existing and proposed friendly obstacles and their control measures (belts, zones, restricted areas, lanes, and gaps). (2) All known and templated enemy obstacles. (3) Nuclear, biological, chemical (NBC-) contaminated areas. c. An obstacle list containing all directed obstacles. d. An engineer execution matrix (time, phase, or event-based), including-- <ul style="list-style-type: none"> (1) All identified engineer tasks. (2) All identified logistic and coordination requirements. (3) Marginal notes to cover any other required information. <p>2. The staff engineer ensures the annex--</p> <ul style="list-style-type: none"> a. Used the information derived during the estimate process. b. Contained any information related to the engineer plan not covered elsewhere in the order. 		

TASK STEPS AND PERFORMANCE MEASURES	GO	NO-GO
<p>NOTE: The annex may contain information already present in the parent order if this is necessary for clarity.</p> <ul style="list-style-type: none"> c. Did not contain items covered in the unit's standing operating procedure (SOP) but may reference the SOP. d. Was directed to the major subordinate elements of the maneuver unit and not just the engineers. <p>NOTE: The engineer annex is not the engineer unit's OPORD. It covers the entire engineer plan, not just the part pertaining to engineer units.</p> <ul style="list-style-type: none"> e. Was clear, complete, brief, timely, and avoids qualified directives. <ul style="list-style-type: none"> (1) Did not contain irrelevant information. (2) CRITICAL: Is issued with the OPORD. f. Fully integrated details with the other parts of the OPORD. <ul style="list-style-type: none"> (1) All tasks directed to units other than engineers are coordinated prior to issuance of the annex. (2) All details are coordinated with the appropriate battle staff element prior to inclusion in the annex. <p>3. The staff engineer, when using the written five-paragraph order format, ensures the annex includes the following:</p> <ul style="list-style-type: none"> a. SITUATION. <ul style="list-style-type: none"> (1) Enemy Forces. Identified aspects significantly impacting engineer operations, including terrain, weather, and enemy engineer capability. (2) Friendly Forces. Identified the designation, location, and activities of higher and adjacent engineers. Described other elements capable of assisting with the engineer plan. <p>NOTE: Nonengineer units with scatterable mine emplacement capability (artillery, army aviation, and air force) are identified here.</p> <ul style="list-style-type: none"> (3) Attachments and detachments (only if needed for clarity). b. MISSION. Stated the mission of engineers in support of the base OPORD. c. EXECUTION. <ul style="list-style-type: none"> (1) Scheme of engineer operations (SOEO). <ul style="list-style-type: none"> (a) Contained a brief statement of the concept of the engineer plan, including the priority of engineer support to subordinate elements. The statement was precise and specific. (b) Identified individual obstacles and obstacle groups, type (reserved or preliminary), authorized commander (for reserved obstacles), and subordinate-unit obstacle responsibilities, as appropriate. Referred to an overlay and obstacle table. (c) Explained the scatterable mine employment concept, authority for long and short self-destruct (by system), other requirements and/or limitations, and allocation to subordinate elements, as appropriate. Identified nonengineer units responsible for emplacing scatterable mines. (2) Tasks for subordinate units. Identified tasks for subordinate maneuver units, engineers under direct control of issuing HQ, and other elements assigned engineer tasks by the maneuver commander. (3) Coordinating instructions, as necessary. Ensured that measures and reporting procedures applying to two or more subordinate units were completed. d. SERVICE SUPPORT. Included the logistic information affecting the engineer plan, specifically Class IV, Class V, and transportation; identified available host-nation (HN) assets and their location; and identified allocations and/or priorities for command regulated items. <ul style="list-style-type: none"> (1) Command regulated classes of supply. (2) Class IV and/or V supplies distribution plan. 		

TASK STEPS AND PERFORMANCE MEASURES	GO	NO-GO
(3) Transportation. (4) Medical evacuation and hospitalization. (5) Civil-military operations. e. COMMAND AND SIGNAL. (1) Command. Included the location of engineer command posts (CPs) and special command arrangements. (2) Signal. Stated the specific signal operation instructions (SOI) index used by engineer elements; identified the call sign and frequency of supporting units from another HQ; identified any alternate means of communications for engineer missions such as target demolition and lane closure and provided instructions for coordinating and establishing communications.		

TASK PERFORMANCE / EVALUATION SUMMARY BLOCK							
ITERATION	1	2	3	4	5	M	TOTAL
TOTAL TASK STEPS EVALUATED							
TOTAL TASK STEPS "GO"							
TRAINING STATUS "GO"/"NO-GO"							

"**" indicates a leader task step.

SUPPORTING INDIVIDUAL TASKS

Task Number	Task Title	References
052-195-4065	Conduct Engineer Tactical Planning	STP 5-12B24-SM-TG

SUPPORTING COLLECTIVE TASKS: NONE

OPFOR TASKS AND STANDARDS

TASK: Disrupt Defensive Preparations (5-OPFOR-0018)

CONDITION: The opposing forces (OPFOR) element has located the enemy. Priority intelligence requirements (PIR) and other intelligence requirements obtained by OPFOR patrols indicate that the enemy elements are establishing defensive positions. The OPFOR element has automatic and antiarmor weapons and light mortars.

STANDARD: The OPFOR element disrupts and delays the enemy's defensive preparations. 1. Locates and penetrates the enemy's security system. 2. Forces the enemy to delay defensive preparations. 3. Disrupts the enemy's obstacle preparations.

TASK: Disrupt Movement (5-OPFOR-0014)

CONDITION: The enemy is expected to move through the opposing forces (OPFOR) element's area of operations. The OPFOR element has received an operation order (OPORD) or fragmentary order (FRAGO) to disrupt enemy movement. The enemy has the capability to defend with direct fire and antiarmor weapons.

STANDARD: The OPFOR element delays enemy movement. 1. Delays the element. 2. Forces the element to deviate from its route. 3. Prevents the element from reaching its destination. 4. Surprises the element's main body.

TASK: Defeat Obstacles (5-OPFOR-0009)

CONDITION: The opposing forces (OPFOR) element encounters an obstacle that blocks the avenue of approach as it advances upon the enemy forces.

STANDARD: The OPFOR element bypasses or breaches the enemy obstacle. 1. Detects the obstacle before halting its main body. 2. Defeats the obstacle. a. Bypasses the obstacle without entering the engagement areas. b. Breaches the obstacle within 45 minutes and passes its entire force through the obstacle. 3. Does not incur degradation to the point that the mission must be discontinued.

TASK: Disrupt a Route Reconnaissance (5-OPFOR-0021)

CONDITION: The enemy is conducting a route reconnaissance. The opposing forces (OPFOR) element is positioned along the enemy's route.

STANDARD: The OPFOR element attempts to disrupt a squad/section conducting a route reconnaissance. 1. Prevents the unit from meeting its specified time schedule. 2. Forces the unit to deviate from its specified route. 3. Prevents the unit from reaching its assigned destination. 4. Surprises the squad/section. 5. Inflicts casualties on the unit.

TASK: Conduct Terrorist and Saboteur Attacks (5-OPFOR-0005)

CONDITION: The opposing forces (OPFOR) element dispatches small teams into the enemy's rear area to disrupt combat service support (CSS) operations.

STANDARD: The enemy sustains disrupted command and control (C2), destroyed equipment and supplies, and light casualties. 1. Locates rear support bases and C2 facilities. 2. Delays and disrupts CSS operations through probes. 3. Infiltrates CSS bases to conduct sabotage and terrorist activities. 4. Inflicts light casualties. 5. Destroys supplies and equipment.

TASK: Disrupt a Net Control Station (NCS) (5-OPFOR-0019)

CONDITION: The enemy has established a NCS. The opposing forces (OPFOR) element has radio and jamming equipment.

STANDARD: The OPFOR element attempts to disrupt an NCS. 1. Attempts to locate the radio frequency that the unit is operating on. 2. Attempts to enter the radio net. 3. Attempts to issue "bogus" orders to a unit on the net. 4. Jams the radio frequency and forces the unit to go to an alternate frequency.

TASK: Disrupt Construction of Vehicle Fighting Positions (5-OPFOR-0020)

CONDITION: The opposing forces (OPFOR) element has located the enemy. The priority intelligence requirements (PIR) and other intelligence obtained by OPFOR patrols indicate the enemy is constructing vehicle fighting positions within its defensive area. The OPFOR element has automatic and antiarmor weapons and light mortars.

STANDARD: The OPFOR element attempts to disrupt the enemy's efforts to establish vehicle fighting positions. 1. Locates the defensive area. 2. Surprises the main body. 3. Penetrates the defensive area with squad-size probes. 4. Inflicts casualties on the unit. 5. Destroys vehicles. 6. Disrupts the unit's preparations (prevents or delays beyond the unit's allotted time).

TASK: Conduct an Aerial Reconnaissance (5-OPFOR-0010)

CONDITION: The opposing forces (OPFOR) headquarters (HQ) element requires intelligence on the locations and identification of the enemy elements. Aircraft is dispatched to take photographs and make a visual inspection of the enemy rear area.

STANDARD: The OPFOR element gathers photograph intelligence of the enemy. 1. Photographs the assigned sectors. 2. Makes quick visual checks where the ceiling is low. 3. Locates enemy positions in the area, particularly support and storage bases, and command and control (C2) facilities. 4. Sustains no loss of aircraft. 5. Reports priority intelligence requirements (PIR) and other information requirements to the OPFOR HQ.

TASK: Disrupt an Engineer Reconnaissance (5-OPFOR-0022)

CONDITION: The enemy is conducting an engineer reconnaissance. The opposing forces (OPFOR) element is positioned along the enemy's route.

STANDARD: The OPFOR element disrupts an engineer reconnaissance. 1. Prevents the unit from meeting its specified time schedule. 2. Forces the unit to deviate from its specified route. 3. Prevents the unit from accomplishing its assigned engineer reconnaissance. 4. Surprises the unit conducting the reconnaissance.

TASK: Conduct an Attack (5-OPFOR-0008)

CONDITION: The enemy is conducting tactical operations. The opposing forces (OPFOR) element receives orders to attack the enemy, the area of occupation, or the main supply route (MSR) with smoke.

STANDARD: The OPFOR element disrupts the enemy's movement and smoke operations. 1. Determines the delivery method of the smoke attack. 2. Locates the target. 3. Delivers the smoke attack downwind. 4. Attacks the enemy with smoke, and surge attacks when the enemy responds to the smoke.

TASK: Disrupt Quartering Party Operations (5-OPFOR-0017)

CONDITION: The enemy is conducting quartering party operations. It has established an assembly area (AA) but has not moved in the main body.

STANDARD: The opposing forces (OPFOR) element attempts to disrupt quartering party operations and infiltrate the enemy's AA. 1. Locates the quartering party and the AA. 2. Surprises the main body. 3. Penetrates the AA with squad-size probes. 4. Inflicts personnel casualties and vehicle damage. 5. Disrupts the unit's preparations (prevents or delays beyond the unit's allotted time).

TASK: Disrupt Enemy Movement and Operations Using Tactical Nuclear Weapons (5-OPFOR-0016)

CONDITION: The opposing forces (OPFOR) element has located the enemy. Priority intelligence requirements (PIR) and other intelligence requirements have been obtained by OPFOR patrols. Tactical nuclear weapons are employed against key locations in the rear area.

STANDARD: The OPFOR element disrupts enemy movement and operations. 1. Disrupts or delays the movement of the enemy's equipment and supplies to the forward areas. 2. Destroys enemy equipment and supplies. 3. Inflicts a high rate of nuclear casualties among the enemy forces. 4. Denies the enemy the use of specified areas. 5. Contaminates the enemy's equipment and supplies.

TASK: Disrupt Assembly Area (AA) Activities (5-OPFOR-0013)

CONDITION: Intelligence reports indicate that platoon- and company-size enemy units are operating in the opposing forces (OPFOR) area of operations. Enemy units can defend from AAs with direct fire, antiarmor weapons, and indirect fire. The enemy has close air support (CAS) and nuclear, biological, and chemical (NBC) capabilities.

STANDARD: The OPFOR element locates and disrupts the enemy's AA activities. 1. Locates the element's AA. 2. Probes the AA with squad- or team-size elements. 3. Inflicts more than 5 percent casualties on the element. 4. Disrupts the element's preparations (prevents or delays beyond the element's allotted time).

TASK: Disrupt Enemy Movement and Operations Using Persistent and Nonpersistent Chemical Weapons (5-OPFOR-0015)

CONDITION: The opposing forces (OPFOR) element has located the enemy. Priority intelligence requirements (PIR) and other intelligence requirements have been obtained by OPFOR patrols. The OPFOR units deliver chemical agents, by means of conventional artillery weapons or aircraft, along selected supply routes and key bases in the rear area.

STANDARD: The OPFOR element disrupts enemy movement and operations using persistent and nonpersistent chemical weapons. 1. Delivers chemical agents in low and densely wooded areas. 2. Delays the movement of enemy supplies and equipment to the forward areas. 3. Restricts the movement of the enemy units in the rear area. 4. Channels the movement of enemy units into predesignated ambush areas. 5. Contaminates enemy supplies and equipment. 6. Inflicts a high rate of casualties on enemy forces.

TASK: Counter Passage of Lines (5-OPFOR-0012)

CONDITION: Enemy forces are in defensive positions, but they are expected to attempt passage-of-lines operations. The opposing forces (OPFOR) received orders to disrupt enemy passage-of-lines operations.

STANDARD: The OPFOR element delays or prevents enemy passage of lines. 1. Delays the passage. 2. Prevents the company from moving all personnel through the stationary unit. 3. Engages the main body of either the moving or the stationary unit.

TASK: Conduct Air Attacks (5-OPFOR-0002)

CONDITION: The opposing forces (OPFOR) element in the rear area has forwarded the positions of the enemy support sites or the locations of moving elements. The OPFOR aircraft have been dispatched to attack enemy installations or convoys.

STANDARD: The OPFOR element attempts to delay, disrupt, or damage the enemy targets by air. 1. Locates the target (support sites or convoys). 2. Makes attack runs on the designated targets. 3. Inflicts heavy damage to the selected target. 4. Sustains no loss of aircraft. 5. Delays moving the force for more than one hour.

TASK: Surrender to the Capturing Unit on the Battlefield (5-OPFOR-0024)

CONDITION: The enemy has captured opposing forces (OPFOR) element's soldiers, documents, and equipment sensitive to the OPFOR tactical operations.

STANDARD: The OPFOR soldiers retain or destroy documents and equipment. The OPFOR element surrenders the documents and the equipment of no tactical use to the enemy and attempts to conceal or destroy items of tactical value. The OPFOR element attempts escape and evasion. 1. Prevents the successful capture of the documents and the equipment. 2. Destroys the documents and the equipment. 3. Removes identifying markings from the equipment. 4. Removes unit-identifying insignia. 5. Provides misleading information. 6. Plans an escape. 7. Delays movement to the nearest collection point. 8. Prevents safeguarding of the enemy prisoners of war (EPWs) in order to cause embarrassment to the United States (US).

TASK: Conduct a Raid (5-OPFOR-0004)

CONDITION: The opposing forces (OPFOR) element has occupied an objective rally point and has orders to conduct a raid on a combat service support (CSS) base.

STANDARD: The OPFOR element infiltrates the enemy's base and destroys all of the targets. 1. Surprises the enemy forces. 2. Assaults the support base and accomplishes the assigned tasks. 3. Destroys the specified equipment and supplies. 4. Avoids being decisively engaged. 5. Withdraws all personnel from the objective areas within the time prescribed. 6. Obtains all priority intelligence requirements (PIR) from the raid site. 7. Sustains only light casualties from enemy fire.

TASK: Attack (5-OPFOR-0001)

CONDITION: The opposing forces (OPFOR) element has located the enemy. The priority intelligence requirements (PIR) and the other intelligence requirements have been obtained by OPFOR patrols. The OPFOR element has automatic and antiarmor weapons and light mortars.

STANDARD: The OPFOR element attempts to seize the terrain, the vehicles, or the equipment. 1. Develops an attack plan. 2. Surprises the enemy unit's main body. 3. Initiates the attack using a scheme of maneuver that exploits the enemy's flanks, gaps, and weaknesses. 4. Uses covered and concealed routes to approach the enemy forces' flanks, gaps, or weakly held areas. 5. Employs indirect fire to support the attack. 6. Penetrates enemy defenses. 7. Destroys the equipment and the supplies. 8. Inflicts heavy casualties. 9. Isolates the combat service support (CSS) base by blocking the reinforcements. 10. Forces the enemy units to displace. 11. Avoids being fixed in one position. 12. Withdraws before the CSS base is reinforced with tactical combat forces.

TASK: Defend a Minefield (5-OPFOR-0023)

CONDITION: The enemy is conducting a minefield sweeping operation. The opposing forces (OPFOR) element has a minefield placed in the enemy's path. The minefield is under constant observation and fire.

STANDARD: The OPFOR element defends a minefield against an enemy element conducting a minefield sweeping operation. 1. Prevents the unit from detecting the obstacle. 2. Disrupts the minefield sweeping operation. 3. Prevents the unit from conducting the minefield sweeping operation, prevents the unit from moving all personnel through the breach, or delays the completion of the minefield sweeping operation for more than 45 minutes.

TASK: Maintain Contact (5-OPFOR-0003)

CONDITION: The opposing forces (OPFOR) element is engaged with enemy base-defense forces. The enemy forces are withdrawing under pressure.

STANDARD: The OPFOR element maintains enemy contact while the enemy withdraws. 1. Engages the enemy forces decisively. 2. Advances the OPFOR as the enemy forces withdraw. 3. Inflicts heavy casualties. 4. Captures the members of the enemy force. 5. Captures documents and equipment. 6. Safeguards the captured documents, the equipment, and the personnel.

TASK: Conduct an Ambush (5-OPFOR-0007)

CONDITION: The enemy is moving in a convoy. The opposing forces (OPFOR) element is positioned along the enemy's route.

STANDARD: The OPFOR element inflicts casualties on the enemy and causes vehicle and equipment damage. 1. Prepares an ambush site before the element arrives. 2. Surprises march element forces. 3. Inflicts heavy casualties within the designated kill zone. 4. Inflicts heavy damage to the vehicles and the equipment within the designated kill zone. 5. Delays the march element from reaching a specified destination for a specified period of time. 6. Withdraws on order. 7. Sustains no casualties. 8. Reports actions to superiors.

- ELEMENTS:** Command Section
 S1 Section
 S2 Section
 S3 Section
 S4 Section
 Communication Section
 Command Group

TASK: Prepare an Operation Order (OPORD) (05-1-0008)
 (FM 5-71-3)

ITERATION: 1 2 3 4 5 M (Circle)

COMMANDER/LEADER ASSESSMENT: T P U (Circle)

CONDITIONS: The battalion is preparing for tactical operations. It receives a new mission that requires the preparation of an OPOrd. Digital units have performed functionality checks, and systems are operational. The unit is linked to the task force (TF) tactical operations center (TOC). Some iterations of this task should be performed in MOPP4.

TASK STANDARDS: The OPOrd follows the commander's intent and contains all information necessary to accomplish the mission. Digital units can send and receive orders and reports using frequency modulated (FM) or digital means. The time required to perform this task is increased when conducting it in mission-oriented protection posture (MOPP) 4.

TASK STEPS AND PERFORMANCE MEASURES	GO	NO-GO
<p>* 1. The commander writes an OPOrd following the five-paragraph format. NOTE: Digital units can write the OPOrd and perform planning functions using the Army Battle Command System (ABCS).</p> <ul style="list-style-type: none"> a. Ensured the heading contained the task organization. <ul style="list-style-type: none"> (1) Included all engineer headquarters (HQ) of the units under the brigade's control. (2) Included all engineer HQ of organic units, if the OPOrd was the initial order for the operation. (3) Listed companies and special platoons task-organized to HQ other than their parent unit. (4) Listed special equipment, if it was not clear in the unit's task organization. (5) Streamlined command and control (C2). (6) Addressed command-support relationships. b. Ensured that the situation paragraph contained information about enemy forces (terrain, weather, and enemy situation), friendly forces (higher and adjacent), attachments, and detachments. c. Ensured that the mission was clearly stated, to include who (battalion organization), what, when, where, and why (includes higher mission). d. Ensured that the execution paragraph included the battalion commander's intent with linkage to higher intent, subordinate unit tasks and instructions, and coordinating instructions. e. Ensured that the service-support paragraph contained combat service support (CSS) instructions and arrangements for supporting units. If lengthy, used an annex. Otherwise, used the following paragraph 4 sample format: 		

TASK STEPS AND PERFORMANCE MEASURES	GO	NO-GO
<p>*****</p> <p>.....4. SERVICE SUPPORT.</p> <p>.....a. General concept of logistics support.</p> <p>.....b. Material and services.</p> <p>.....(1) Supply.</p> <p>.....(2) Transportation.</p> <p>.....(3) Services.</p> <p>.....c. Medical evacuation and hospitalization.</p> <p>.....d. Personnel.</p> <p>.....e. Civil-military cooperation.</p> <p>.....f. Miscellaneous.</p> <p style="text-align: center;">*****</p> <p>f. Ensured that the command and signal paragraph specified the following:</p> <p>(1) Command.</p> <p>(a) Command post (CP) and key leader locations during the operation and planned movements.</p> <p>(b) Locations and planned movements of higher C2.</p> <p>(c) The logistical chain of command.</p> <p>(2) Signal.</p> <p>(a) The communication/signal differences not covered in the standing operating procedure (SOP).</p> <p>(b) The critical reporting requirements not covered in the SOP.</p> <p>(c) The designated nets for mission and routine reports.</p> <p>* 2. The commander ensures that the necessary information is included and briefed to subordinate elements.</p> <p>* 3. The commander ensures that the order is disseminated/briefed in time to satisfy the one-third/two-third rule (allowing subordinates two-thirds of the available time).</p>		

TASK PERFORMANCE / EVALUATION SUMMARY BLOCK							
ITERATION	1	2	3	4	5	M	TOTAL
TOTAL TASK STEPS EVALUATED							
TOTAL TASK STEPS "GO"							
TRAINING STATUS "GO"/"NO-GO"							

"*" indicates a leader task step.

SUPPORTING INDIVIDUAL TASKS

Task Number	Task Title	References
052-195-4065	Conduct Engineer Tactical Planning	STP 5-12B24-SM-TG
071-326-5626	Prepare an Oral Operation Order	STP 5-12B24-SM-TG

SUPPORTING COLLECTIVE TASKS

Task Number	Task Title	References
05-1-0002	Prepare an Engineer Estimate (Battalion)	ARTEP 5-025-66-MTP ARTEP 5-155-66-MTP ARTEP 5-215-66-MTP ARTEP 5-335-60-MTP ARTEP 5-335-66-MTP ARTEP 5-415-66-MTP ARTEP 5-425-66-MTP ARTEP 5-435-66-MTP ARTEP 5-445-64-MTP ARTEP 5-445-66-MTP ARTEP 5-605-66-MTP
05-1-0003	Prepare an Engineer Annex (Battalion)	ARTEP 5-025-66-MTP ARTEP 5-155-66-MTP ARTEP 5-215-66-MTP ARTEP 5-335-60-MTP ARTEP 5-335-66-MTP ARTEP 5-415-66-MTP ARTEP 5-425-66-MTP ARTEP 5-435-66-MTP ARTEP 5-445-64-MTP ARTEP 5-445-66-MTP ARTEP 5-605-66-MTP
05-1-0412	Conduct Engineer Intelligence Collection	ARTEP 5-025-66-MTP ARTEP 5-155-66-MTP ARTEP 5-215-66-MTP ARTEP 5-425-66-MTP ARTEP 5-445-64-MTP ARTEP 5-445-66-MTP
05-2-0002	Prepare an Engineer Estimate (Company)	ARTEP 5-027-35-MTP ARTEP 5-053-35-MTP ARTEP 5-063-35-MTP ARTEP 5-113-35-MTP ARTEP 5-145-32-MTP ARTEP 5-157-35-MTP ARTEP 5-217-35-MTP ARTEP 5-335-65-MTP ARTEP 5-337-35-MTP ARTEP 5-427-35-MTP ARTEP 5-436-35-MTP ARTEP 5-436-37-MTP ARTEP 5-437-36-MTP ARTEP 5-437-38-MTP ARTEP 5-447-35-MTP ARTEP 5-447-37-MTP ARTEP 5-463-35-MTP ARTEP 5-463-36-MTP ARTEP 5-473-35-MTP

SUPPORTING COLLECTIVE TASKS

Task Number	Task Title	References
05-2-0003	Prepare an Engineer Annex	ARTEP 5-026-34-MTP ARTEP 5-027-35-MTP ARTEP 5-053-35-MTP ARTEP 5-063-35-MTP ARTEP 5-113-35-MTP ARTEP 5-156-34-MTP ARTEP 5-157-35-MTP ARTEP 5-216-34-MTP ARTEP 5-217-35-MTP ARTEP 5-335-65-MTP ARTEP 5-337-35-MTP ARTEP 5-426-34-MTP ARTEP 5-427-35-MTP ARTEP 5-435-67-MTP ARTEP 5-437-36-MTP ARTEP 5-437-38-MTP ARTEP 5-446-34-MTP ARTEP 5-446-36-MTP ARTEP 5-447-35-MTP ARTEP 5-447-37-MTP ARTEP 5-463-35-MTP ARTEP 5-463-36-MTP ARTEP 5-473-35-MTP ARTEP 5-615-66-MTP
05-2-0413	Conduct Engineer Intelligence Collection	ARTEP 5-053-35-MTP ARTEP 5-113-35-MTP ARTEP 5-335-65-MTP ARTEP 5-337-35-MTP ARTEP 5-435-67-MTP ARTEP 5-437-36-MTP ARTEP 5-437-38-MTP ARTEP 5-500-66-MTP
05-3-0002	Prepare an Engineer Estimate (Platoon)	ARTEP 5-027-10-MTP ARTEP 5-053-11-MTP ARTEP 5-053-12-MTP ARTEP 5-063-10-MTP ARTEP 5-063-11-MTP ARTEP 5-157-10-MTP ARTEP 5-217-10-MTP ARTEP 5-427-10-MTP ARTEP 5-447-10-MTP ARTEP 5-447-11-MTP ARTEP 5-463-10-MTP ARTEP 5-463-12-MTP ARTEP 5-463-15-MTP ARTEP 5-463-17-MTP
05-3-0003	Prepare an Engineer Annex (Platoon [PLT])	ARTEP 5-027-10-MTP ARTEP 5-053-11-MTP ARTEP 5-053-12-MTP ARTEP 5-063-10-MTP ARTEP 5-063-11-MTP ARTEP 5-157-10-MTP ARTEP 5-217-10-MTP

SUPPORTING COLLECTIVE TASKS

Task Number	Task Title	References
		ARTEP 5-427-10-MTP
		ARTEP 5-447-10-MTP
		ARTEP 5-447-11-MTP
		ARTEP 5-463-10-MTP
		ARTEP 5-463-12-MTP
		ARTEP 5-463-15-MTP
		ARTEP 5-463-17-MTP

OPFOR TASKS AND STANDARDS

TASK: Gather Intelligence (5-OPFOR-0011)

CONDITION: The opposing forces (OPFOR) small element, operating in the rear area, is planning attacks on enemy bases. Information is needed to complete the plans.

STANDARD: The OPFOR element infiltrates, gathers intelligence information, and submits its findings to the command. 1. Identifies all priority intelligence requirements (PIR) and other intelligence requirements. 2. Passes through any outpost, defensive wire, or warning devices undetected. 3. Moves to an observation point that offers cover and concealment and is clear enough to gather PIR and other intelligence requirements. 4. Gathers all PIR and other intelligence requirements. 5. Withdraws from the area undetected. 6. Reports all information to the OPFOR headquarters (HQ).

TASK: Surrender to the Capturing Unit on the Battlefield (5-OPFOR-0024)

CONDITION: The enemy has captured opposing forces (OPFOR) element's soldiers, documents, and equipment sensitive to the OPFOR tactical operations.

STANDARD: The OPFOR soldiers retain or destroy documents and equipment. The OPFOR element surrenders the documents and the equipment of no tactical use to the enemy and attempts to conceal or destroy items of tactical value. The OPFOR element attempts escape and evasion. 1. Prevents the successful capture of the documents and the equipment. 2. Destroys the documents and the equipment. 3. Removes identifying markings from the equipment. 4. Removes unit-identifying insignia. 5. Provides misleading information. 6. Plans an escape. 7. Delays movement to the nearest collection point. 8. Prevents safeguarding of the enemy prisoners of war (EPWs) in order to cause embarrassment to the United States (US).

TASK: Disrupt Defensive Preparations (5-OPFOR-0018)

CONDITION: The opposing forces (OPFOR) element has located the enemy. Priority intelligence requirements (PIR) and other intelligence requirements obtained by OPFOR patrols indicate that the enemy elements are establishing defensive positions. The OPFOR element has automatic and antiarmor weapons and light mortars.

STANDARD: The OPFOR element disrupts and delays the enemy's defensive preparations. 1. Locates and penetrates the enemy's security system. 2. Forces the enemy to delay defensive preparations. 3. Disrupts the enemy's obstacle preparations.

TASK: Defeat Obstacles (5-OPFOR-0009)

CONDITION: The opposing forces (OPFOR) element encounters an obstacle that blocks the avenue of approach as it advances upon the enemy forces.

STANDARD: The OPFOR element bypasses or breaches the enemy obstacle. 1. Detects the obstacle before halting its main body. 2. Defeats the obstacle. a. Bypasses the obstacle without entering the engagement areas. b. Breaches the obstacle within 45 minutes and passes its entire force through the obstacle. 3. Does not incur degradation to the point that the mission must be discontinued.

TASK: Disrupt Movement (5-OPFOR-0014)

CONDITION: The enemy is expected to move through the opposing forces (OPFOR) element's area of operations. The OPFOR element has received an operation order (OPORD) or fragmentary order (FRAGO) to disrupt enemy movement. The enemy has the capability to defend with direct fire and antiarmor weapons.

STANDARD: The OPFOR element delays enemy movement. 1. Delays the element. 2. Forces the element to deviate from its route. 3. Prevents the element from reaching its destination. 4. Surprises the element's main body.

TASK: Disrupt a Route Reconnaissance (5-OPFOR-0021)

CONDITION: The enemy is conducting a route reconnaissance. The opposing forces (OPFOR) element is positioned along the enemy's route.

STANDARD: The OPFOR element attempts to disrupt a squad/section conducting a route reconnaissance. 1. Prevents the unit from meeting its specified time schedule. 2. Forces the unit to deviate from its specified route. 3. Prevents the unit from reaching its assigned destination. 4. Surprises the squad/section. 5. Inflicts casualties on the unit.

TASK: Conduct Terrorist and Saboteur Attacks (5-OPFOR-0005)

CONDITION: The opposing forces (OPFOR) element dispatches small teams into the enemy's rear area to disrupt combat service support (CSS) operations.

STANDARD: The enemy sustains disrupted command and control (C2), destroyed equipment and supplies, and light casualties. 1. Locates rear support bases and C2 facilities. 2. Delays and disrupts CSS operations through probes. 3. Infiltrates CSS bases to conduct sabotage and terrorist activities. 4. Inflicts light casualties. 5. Destroys supplies and equipment.

TASK: Disrupt a Net Control Station (NCS) (5-OPFOR-0019)

CONDITION: The enemy has established a NCS. The opposing forces (OPFOR) element has radio and jamming equipment.

STANDARD: The OPFOR element attempts to disrupt an NCS. 1. Attempts to locate the radio frequency that the unit is operating on. 2. Attempts to enter the radio net. 3. Attempts to issue "bogus" orders to a unit on the net. 4. Jams the radio frequency and forces the unit to go to an alternate frequency.

TASK: Disrupt Construction of Vehicle Fighting Positions (5-OPFOR-0020)

CONDITION: The opposing forces (OPFOR) element has located the enemy. The priority intelligence requirements (PIR) and other intelligence obtained by OPFOR patrols indicate the enemy is constructing vehicle fighting positions within its defensive area. The OPFOR element has automatic and antiarmor weapons and light mortars.

STANDARD: The OPFOR element attempts to disrupt the enemy's efforts to establish vehicle fighting positions. 1. Locates the defensive area. 2. Surprises the main body. 3. Penetrates the defensive area with squad-size probes. 4. Inflicts casualties on the unit. 5. Destroys vehicles. 6. Disrupts the unit's preparations (prevents or delays beyond the unit's allotted time).

TASK: Conduct an Aerial Reconnaissance (5-OPFOR-0010)

CONDITION: The opposing forces (OPFOR) headquarters (HQ) element requires intelligence on the locations and identification of the enemy elements. Aircraft is dispatched to take photographs and make a visual inspection of the enemy rear area.

STANDARD: The OPFOR element gathers photograph intelligence of the enemy. 1. Photographs the assigned sectors. 2. Makes quick visual checks where the ceiling is low. 3. Locates enemy positions in the area, particularly support and storage bases, and command and control (C2) facilities. 4. Sustains no loss of aircraft. 5. Reports priority intelligence requirements (PIR) and other information requirements to the OPFOR HQ.

TASK: Disrupt an Engineer Reconnaissance (5-OPFOR-0022)

CONDITION: The enemy is conducting an engineer reconnaissance. The opposing forces (OPFOR) element is positioned along the enemy's route.

STANDARD: The OPFOR element disrupts an engineer reconnaissance. 1. Prevents the unit from meeting its specified time schedule. 2. Forces the unit to deviate from its specified route. 3. Prevents the unit from accomplishing its assigned engineer reconnaissance. 4. Surprises the unit conducting the reconnaissance.

TASK: Conduct an Attack (5-OPFOR-0008)

CONDITION: The enemy is conducting tactical operations. The opposing forces (OPFOR) element receives orders to attack the enemy, the area of occupation, or the main supply route (MSR) with smoke.

STANDARD: The OPFOR element disrupts the enemy's movement and smoke operations. 1. Determines the delivery method of the smoke attack. 2. Locates the target. 3. Delivers the smoke attack downwind. 4. Attacks the enemy with smoke, and surge attacks when the enemy responds to the smoke.

TASK: Disrupt Quartering Party Operations (5-OPFOR-0017)

CONDITION: The enemy is conducting quartering party operations. It has established an assembly area (AA) but has not moved in the main body.

STANDARD: The opposing forces (OPFOR) element attempts to disrupt quartering party operations and infiltrate the enemy's AA. 1. Locates the quartering party and the AA. 2. Surprises the main body. 3. Penetrates the AA with squad-size probes. 4. Inflicts personnel casualties and vehicle damage. 5. Disrupts the unit's preparations (prevents or delays beyond the unit's allotted time).

TASK: Disrupt Enemy Movement and Operations Using Tactical Nuclear Weapons (5-OPFOR-0016)

CONDITION: The opposing forces (OPFOR) element has located the enemy. Priority intelligence requirements (PIR) and other intelligence requirements have been obtained by OPFOR patrols. Tactical nuclear weapons are employed against key locations in the rear area.

STANDARD: The OPFOR element disrupts enemy movement and operations. 1. Disrupts or delays the movement of the enemy's equipment and supplies to the forward areas. 2. Destroys enemy equipment and supplies. 3. Inflicts a high rate of nuclear casualties among the enemy forces. 4. Denies the enemy the use of specified areas. 5. Contaminates the enemy's equipment and supplies.

TASK: Disrupt Assembly Area (AA) Activities (5-OPFOR-0013)

CONDITION: Intelligence reports indicate that platoon- and company-size enemy units are operating in the opposing forces (OPFOR) area of operations. Enemy units can defend from AAs with direct fire, antiarmor weapons, and indirect fire. The enemy has close air support (CAS) and nuclear, biological, and chemical (NBC) capabilities.

STANDARD: The OPFOR element locates and disrupts the enemy's AA activities. 1. Locates the element's AA. 2. Probes the AA with squad- or team-size elements. 3. Inflicts more than 5 percent casualties on the element. 4. Disrupts the element's preparations (prevents or delays beyond the element's allotted time).

TASK: Disrupt Enemy Movement and Operations Using Persistent and Nonpersistent Chemical Weapons (5-OPFOR-0015)

CONDITION: The opposing forces (OPFOR) element has located the enemy. Priority intelligence requirements (PIR) and other intelligence requirements have been obtained by OPFOR patrols. The OPFOR units deliver chemical agents, by means of conventional artillery weapons or aircraft, along selected supply routes and key bases in the rear area.

STANDARD: The OPFOR element disrupts enemy movement and operations using persistent and nonpersistent chemical weapons. 1. Delivers chemical agents in low and densely wooded areas. 2. Delays the movement of enemy supplies and equipment to the forward areas. 3. Restricts the movement of the enemy units in the rear area. 4. Channels the movement of enemy units into predesignated ambush areas. 5. Contaminates enemy supplies and equipment. 6. Inflicts a high rate of casualties on enemy forces.

TASK: Counter Passage of Lines (5-OPFOR-0012)

CONDITION: Enemy forces are in defensive positions, but they are expected to attempt passage-of-lines operations. The opposing forces (OPFOR) received orders to disrupt enemy passage-of-lines operations.

STANDARD: The OPFOR element delays or prevents enemy passage of lines. 1. Delays the passage. 2. Prevents the company from moving all personnel through the stationary unit. 3. Engages the main body of either the moving or the stationary unit.

TASK: Conduct Air Attacks (5-OPFOR-0002)

CONDITION: The opposing forces (OPFOR) element in the rear area has forwarded the positions of the enemy support sites or the locations of moving elements. The OPFOR aircraft have been dispatched to attack enemy installations or convoys.

STANDARD: The OPFOR element attempts to delay, disrupt, or damage the enemy targets by air. 1. Locates the target (support sites or convoys). 2. Makes attack runs on the designated targets. 3. Inflicts heavy damage to the selected target. 4. Sustains no loss of aircraft. 5. Delays moving the force for more than one hour.

TASK: Conduct a Raid (5-OPFOR-0004)

CONDITION: The opposing forces (OPFOR) element has occupied an objective rally point and has orders to conduct a raid on a combat service support (CSS) base.

STANDARD: The OPFOR element infiltrates the enemy's base and destroys all of the targets. 1. Surprises the enemy forces. 2. Assaults the support base and accomplishes the assigned tasks. 3. Destroys the specified equipment and supplies. 4. Avoids being decisively engaged. 5. Withdraws all personnel from the objective areas within the time prescribed. 6. Obtains all priority intelligence requirements (PIR) from the raid site. 7. Sustains only light casualties from enemy fire.

TASK: Attack (5-OPFOR-0001)

CONDITION: The opposing forces (OPFOR) element has located the enemy. The priority intelligence requirements (PIR) and the other intelligence requirements have been obtained by OPFOR patrols. The OPFOR element has automatic and antiarmor weapons and light mortars.

STANDARD: The OPFOR element attempts to seize the terrain, the vehicles, or the equipment. 1. Develops an attack plan. 2. Surprises the enemy unit's main body. 3. Initiates the attack using a scheme of maneuver that exploits the enemy's flanks, gaps, and weaknesses. 4. Uses covered and concealed routes to approach the enemy forces' flanks, gaps, or weakly held areas. 5. Employs indirect fire to support the attack. 6. Penetrates enemy defenses. 7. Destroys the equipment and the supplies. 8. Inflicts heavy casualties. 9. Isolates the combat service support (CSS) base by blocking the reinforcements. 10. Forces the enemy units to displace. 11. Avoids being fixed in one position. 12. Withdraws before the CSS base is reinforced with tactical combat forces.

TASK: Defend a Minefield (5-OPFOR-0023)

CONDITION: The enemy is conducting a minefield sweeping operation. The opposing forces (OPFOR) element has a minefield placed in the enemy's path. The minefield is under constant observation and fire.

STANDARD: The OPFOR element defends a minefield against an enemy element conducting a minefield sweeping operation. 1. Prevents the unit from detecting the obstacle. 2. Disrupts the minefield sweeping operation. 3. Prevents the unit from conducting the minefield sweeping operation, prevents the unit from moving all personnel through the breach, or delays the completion of the minefield sweeping operation for more than 45 minutes.

TASK: Maintain Contact (5-OPFOR-0003)

CONDITION: The opposing forces (OPFOR) element is engaged with enemy base-defense forces. The enemy forces are withdrawing under pressure.

STANDARD: The OPFOR element maintains enemy contact while the enemy withdraws. 1. Engages the enemy forces decisively. 2. Advances the OPFOR as the enemy forces withdraw. 3. Inflicts heavy casualties. 4. Captures the members of the enemy force. 5. Captures documents and equipment. 6. Safeguards the captured documents, the equipment, and the personnel.

TASK: Conduct an Ambush (5-OPFOR-0007)

CONDITION: The enemy is moving in a convoy. The opposing forces (OPFOR) element is positioned along the enemy's route.

STANDARD: The OPFOR element inflicts casualties on the enemy and causes vehicle and equipment damage. 1. Prepares an ambush site before the element arrives. 2. Surprises march element forces. 3. Inflicts heavy casualties within the designated kill zone. 4. Inflicts heavy damage to the vehicles and the equipment within the designated kill zone. 5. Delays the march element from reaching a specified destination for a specified period of time. 6. Withdraws on order. 7. Sustains no casualties. 8. Reports actions to superiors.

ELEMENT: S3 Section

TASK: Report Engineer Information (05-1-0026)
 (FM 5-100) (FM 5-170) (FM 5-34)

ITERATION: 1 2 3 4 5 M (Circle)

COMMANDER/LEADER ASSESSMENT: T P U (Circle)

CONDITIONS: The engineer battalion is conducting continuous operations. The battalion's tactical operations center (TOC) is operational and in a secure area. The TOC is transferring engineer information to other elements (higher headquarters [HQ] and adjacent and subordinate units). Digital units have performed functionality checks; all digital systems are operational and are providing information on the common operational picture (COP) and maintaining situational awareness (SA). Some iterations of this task should be performed in MOPP4.

TASK STANDARDS: Higher HQ and adjacent and subordinate units have continuous, accurate, and timely engineer information that will have an impact on their operations. Digital units are sending and receiving reports using frequency-modulated (FM) or digital means. All reports sent via digital means must also be followed up with the appropriate Department of the Army (DA) forms according to the unit's tactical standing operating procedures (TACSOP) and Standardization Agreement (STANAG). The time required to perform this task is increased when conducting it in mission-oriented protection posture (MOPP) 4.

TASK STEPS AND PERFORMANCE MEASURES	GO	NO-GO
<p>1. The battalion TOC (Intelligence Officer) (US Army) (S2) or Operations and Training Officer (US Army) (S3) receives engineer information. NOTE: Digital units maintain a message log using the Army Battle Command System (ABCS) available according to the unit's TACSOP.</p> <ul style="list-style-type: none"> a. Logged information in a message log. b. Requested clarification of information received from the submitting element. c. Maintained a file copy of all hard-copy reports. <p>2. The S2 or S3 analyzes the information received and disseminates it to the appropriate action element within the battalion TOC.</p> <ul style="list-style-type: none"> a. Disseminated personnel and administration information to the Adjutant (US Army) (S1). b. Disseminated intelligence and weather information to the S2. c. Disseminated operations and maneuver information to the S3. d. Disseminated logistics and maintenance information to the Supply Officer (US Army) (S4). e. Disseminated command-related information (guidance, tactical decisions, and critical resources) to the command group's commanding officer (CO) or executive officer (XO). f. Disseminated information according to the battalion's standing operating procedure (SOP) to action elements using the reporting procedures on the Maneuver Control System (MCS). g. Disseminated information copies to other elements, as required. <p>3. The action element(s) analyzes information.</p> <ul style="list-style-type: none"> a. Determined the content validity and filtered out noncritical (nonessential) information. b. Determined the importance of the information to the operation. c. Determined the required actions, coordination, and reports. 		

TASK STEPS AND PERFORMANCE MEASURES	GO	NO-GO
<p>4. The action element(s) acts on the information.</p> <ul style="list-style-type: none"> a. Conducted required coordination with engineer and maneuver elements. b. Updated digital overlays, records, status boards, and logs on the Force XXI Battle Command Brigade and Below (FBCB2) System and the MCS. c. Determined the course of action (COA). d. Selected the COA. e. Obtained guidance or concurrence on the selected COA from relevant elements and the command group, when needed. f. Implemented the COA. g. Prepared required reports according to the battalion's SOP. h. Provided the S2 or S3 with an action summary and all appropriate reports according to the battalion's SOP. <p>5. The S2 or S3 prepares and submits reports and engineer information.</p> <ul style="list-style-type: none"> a. Prepared the reports for transmission to subordinate elements and the battalion staff; transmitted/submitted the reports according to the battalion's SOP using the MCS. b. Prepared and transmitted/submitted reports to higher HQ, the supported maneuver command, and adjacent elements according to the higher HQ's SOP using the MCS. c. Updated digital overlays, records, status boards, and logs, on the MCS, as required. d. Submitted reports to the appropriate elements and HQ using the MCS. e. Logged the submission/transmission of the report/information. f. Updated the command group using the MCS or mobile subscriber radiotelephone terminal (MSRT), as required. 		

TASK PERFORMANCE / EVALUATION SUMMARY BLOCK							
ITERATION	1	2	3	4	5	M	TOTAL
TOTAL TASK STEPS EVALUATED							
TOTAL TASK STEPS "GO"							
TRAINING STATUS "GO"/"NO-GO"							

"*" indicates a leader task step.

SUPPORTING INDIVIDUAL TASKS

Task Number	Task Title	References
052-195-4065	Conduct Engineer Tactical Planning	STP 5-12B24-SM-TG

SUPPORTING COLLECTIVE TASKS: NONE

OPFOR TASKS AND STANDARDS

TASK: Gather Intelligence (5-OPFOR-0011)

CONDITION: The opposing forces (OPFOR) small element, operating in the rear area, is planning attacks on enemy bases. Information is needed to complete the plans.

STANDARD: The OPFOR element infiltrates, gathers intelligence information, and submits its findings to the command. 1. Identifies all priority intelligence requirements (PIR) and other intelligence requirements. 2. Passes through any outpost, defensive wire, or warning devices undetected. 3. Moves to an observation point that offers cover and concealment and is clear enough to gather PIR and other intelligence requirements. 4. Gathers all PIR and other intelligence requirements. 5. Withdraws from the area undetected. 6. Reports all information to the OPFOR headquarters (HQ).

TASK: Disrupt a Net Control Station (NCS) (5-OPFOR-0019)

CONDITION: The enemy has established a NCS. The opposing forces (OPFOR) element has radio and jamming equipment.

STANDARD: The OPFOR element attempts to disrupt an NCS. 1. Attempts to locate the radio frequency that the unit is operating on. 2. Attempts to enter the radio net. 3. Attempts to issue "bogus" orders to a unit on the net. 4. Jams the radio frequency and forces the unit to go to an alternate frequency.

TASK: Surrender to the Capturing Unit on the Battlefield (5-OPFOR-0024)

CONDITION: The enemy has captured opposing forces (OPFOR) element's soldiers, documents, and equipment sensitive to the OPFOR tactical operations.

STANDARD: The OPFOR soldiers retain or destroy documents and equipment. The OPFOR element surrenders the documents and the equipment of no tactical use to the enemy and attempts to conceal or destroy items of tactical value. The OPFOR element attempts escape and evasion. 1. Prevents the successful capture of the documents and the equipment. 2. Destroys the documents and the equipment. 3. Removes identifying markings from the equipment. 4. Removes unit-identifying insignia. 5. Provides misleading information. 6. Plans an escape. 7. Delays movement to the nearest collection point. 8. Prevents safeguarding of the enemy prisoners of war (EPWs) in order to cause embarrassment to the United States (US).

TASK: Disrupt Defensive Preparations (5-OPFOR-0018)

CONDITION: The opposing forces (OPFOR) element has located the enemy. Priority intelligence requirements (PIR) and other intelligence requirements obtained by OPFOR patrols indicate that the enemy elements are establishing defensive positions. The OPFOR element has automatic and antiarmor weapons and light mortars.

STANDARD: The OPFOR element disrupts and delays the enemy's defensive preparations. 1. Locates and penetrates the enemy's security system. 2. Forces the enemy to delay defensive preparations. 3. Disrupts the enemy's obstacle preparations.

TASK: Disrupt Movement (5-OPFOR-0014)

CONDITION: The enemy is expected to move through the opposing forces (OPFOR) element's area of operations. The OPFOR element has received an operation order (OPORD) or fragmentary order (FRAGO) to disrupt enemy movement. The enemy has the capability to defend with direct fire and antiarmor weapons.

STANDARD: The OPFOR element delays enemy movement. 1. Delays the element. 2. Forces the element to deviate from its route. 3. Prevents the element from reaching its destination. 4. Surprises the element's main body.

TASK: Defeat Obstacles (5-OPFOR-0009)

CONDITION: The opposing forces (OPFOR) element encounters an obstacle that blocks the avenue of approach as it advances upon the enemy forces.

STANDARD: The OPFOR element bypasses or breaches the enemy obstacle. 1. Detects the obstacle before halting its main body. 2. Defeats the obstacle. a. Bypasses the obstacle without entering the engagement areas. b. Breaches the obstacle within 45 minutes and passes its entire force through the obstacle. 3. Does not incur degradation to the point that the mission must be discontinued.

TASK: Disrupt a Route Reconnaissance (5-OPFOR-0021)

CONDITION: The enemy is conducting a route reconnaissance. The opposing forces (OPFOR) element is positioned along the enemy's route.

STANDARD: The OPFOR element attempts to disrupt a squad/section conducting a route reconnaissance. 1. Prevents the unit from meeting its specified time schedule. 2. Forces the unit to deviate from its specified route. 3. Prevents the unit from reaching its assigned destination. 4. Surprises the squad/section. 5. Inflicts casualties on the unit.

TASK: Conduct Terrorist and Saboteur Attacks (5-OPFOR-0005)

CONDITION: The opposing forces (OPFOR) element dispatches small teams into the enemy's rear area to disrupt combat service support (CSS) operations.

STANDARD: The enemy sustains disrupted command and control (C2), destroyed equipment and supplies, and light casualties. 1. Locates rear support bases and C2 facilities. 2. Delays and disrupts CSS operations through probes. 3. Infiltrates CSS bases to conduct sabotage and terrorist activities. 4. Inflicts light casualties. 5. Destroys supplies and equipment.

TASK: Disrupt Construction of Vehicle Fighting Positions (5-OPFOR-0020)

CONDITION: The opposing forces (OPFOR) element has located the enemy. The priority intelligence requirements (PIR) and other intelligence obtained by OPFOR patrols indicate the enemy is constructing vehicle fighting positions within its defensive area. The OPFOR element has automatic and antiarmor weapons and light mortars.

STANDARD: The OPFOR element attempts to disrupt the enemy's efforts to establish vehicle fighting positions. 1. Locates the defensive area. 2. Surprises the main body. 3. Penetrates the defensive area with squad-size probes. 4. Inflicts casualties on the unit. 5. Destroys vehicles. 6. Disrupts the unit's preparations (prevents or delays beyond the unit's allotted time).

TASK: Conduct an Aerial Reconnaissance (5-OPFOR-0010)

CONDITION: The opposing forces (OPFOR) headquarters (HQ) element requires intelligence on the locations and identification of the enemy elements. Aircraft is dispatched to take photographs and make a visual inspection of the enemy rear area.

STANDARD: The OPFOR element gathers photograph intelligence of the enemy. 1. Photographs the assigned sectors. 2. Makes quick visual checks where the ceiling is low. 3. Locates enemy positions in the area, particularly support and storage bases, and command and control (C2) facilities. 4. Sustains no loss of aircraft. 5. Reports priority intelligence requirements (PIR) and other information requirements to the OPFOR HQ.

TASK: Disrupt an Engineer Reconnaissance (5-OPFOR-0022)

CONDITION: The enemy is conducting an engineer reconnaissance. The opposing forces (OPFOR) element is positioned along the enemy's route.

STANDARD: The OPFOR element disrupts an engineer reconnaissance. 1. Prevents the unit from meeting its specified time schedule. 2. Forces the unit to deviate from its specified route. 3. Prevents the unit from accomplishing its assigned engineer reconnaissance. 4. Surprises the unit conducting the reconnaissance.

TASK: Conduct an Attack (5-OPFOR-0008)

CONDITION: The enemy is conducting tactical operations. The opposing forces (OPFOR) element receives orders to attack the enemy, the area of occupation, or the main supply route (MSR) with smoke.

STANDARD: The OPFOR element disrupts the enemy's movement and smoke operations. 1. Determines the delivery method of the smoke attack. 2. Locates the target. 3. Delivers the smoke attack downwind. 4. Attacks the enemy with smoke, and surge attacks when the enemy responds to the smoke.

TASK: Disrupt Quartering Party Operations (5-OPFOR-0017)

CONDITION: The enemy is conducting quartering party operations. It has established an assembly area (AA) but has not moved in the main body.

STANDARD: The opposing forces (OPFOR) element attempts to disrupt quartering party operations and infiltrate the enemy's AA. 1. Locates the quartering party and the AA. 2. Surprises the main body. 3. Penetrates the AA with squad-size probes. 4. Inflicts personnel casualties and vehicle damage. 5. Disrupts the unit's preparations (prevents or delays beyond the unit's allotted time).

TASK: Disrupt Enemy Movement and Operations Using Tactical Nuclear Weapons (5-OPFOR-0016)

CONDITION: The opposing forces (OPFOR) element has located the enemy. Priority intelligence requirements (PIR) and other intelligence requirements have been obtained by OPFOR patrols. Tactical nuclear weapons are employed against key locations in the rear area.

STANDARD: The OPFOR element disrupts enemy movement and operations. 1. Disrupts or delays the movement of the enemy's equipment and supplies to the forward areas. 2. Destroys enemy equipment and supplies. 3. Inflicts a high rate of nuclear casualties among the enemy forces. 4. Denies the enemy the use of specified areas. 5. Contaminates the enemy's equipment and supplies.

TASK: Disrupt Assembly Area (AA) Activities (5-OPFOR-0013)

CONDITION: Intelligence reports indicate that platoon- and company-size enemy units are operating in the opposing forces (OPFOR) area of operations. Enemy units can defend from AAs with direct fire, antiarmor weapons, and indirect fire. The enemy has close air support (CAS) and nuclear, biological, and chemical (NBC) capabilities.

STANDARD: The OPFOR element locates and disrupts the enemy's AA activities. 1. Locates the element's AA. 2. Probes the AA with squad- or team-size elements. 3. Inflicts more than 5 percent casualties on the element. 4. Disrupts the element's preparations (prevents or delays beyond the element's allotted time).

TASK: Disrupt Enemy Movement and Operations Using Persistent and Nonpersistent Chemical Weapons (5-OPFOR-0015)

CONDITION: The opposing forces (OPFOR) element has located the enemy. Priority intelligence requirements (PIR) and other intelligence requirements have been obtained by OPFOR patrols. The OPFOR units deliver chemical agents, by means of conventional artillery weapons or aircraft, along selected supply routes and key bases in the rear area.

STANDARD: The OPFOR element disrupts enemy movement and operations using persistent and nonpersistent chemical weapons. 1. Delivers chemical agents in low and densely wooded areas. 2. Delays the movement of enemy supplies and equipment to the forward areas. 3. Restricts the movement of the enemy units in the rear area. 4. Channels the movement of enemy units into predesignated ambush areas. 5. Contaminates enemy supplies and equipment. 6. Inflicts a high rate of casualties on enemy forces.

TASK: Counter Passage of Lines (5-OPFOR-0012)

CONDITION: Enemy forces are in defensive positions, but they are expected to attempt passage-of-lines operations. The opposing forces (OPFOR) received orders to disrupt enemy passage-of-lines operations.

STANDARD: The OPFOR element delays or prevents enemy passage of lines. 1. Delays the passage. 2. Prevents the company from moving all personnel through the stationary unit. 3. Engages the main body of either the moving or the stationary unit.

TASK: Conduct Air Attacks (5-OPFOR-0002)

CONDITION: The opposing forces (OPFOR) element in the rear area has forwarded the positions of the enemy support sites or the locations of moving elements. The OPFOR aircraft have been dispatched to attack enemy installations or convoys.

STANDARD: The OPFOR element attempts to delay, disrupt, or damage the enemy targets by air. 1. Locates the target (support sites or convoys). 2. Makes attack runs on the designated targets. 3. Inflicts heavy damage to the selected target. 4. Sustains no loss of aircraft. 5. Delays moving the force for more than one hour.

TASK: Conduct a Raid (5-OPFOR-0004)

CONDITION: The opposing forces (OPFOR) element has occupied an objective rally point and has orders to conduct a raid on a combat service support (CSS) base.

STANDARD: The OPFOR element infiltrates the enemy's base and destroys all of the targets. 1. Surprises the enemy forces. 2. Assaults the support base and accomplishes the assigned tasks. 3. Destroys the specified equipment and supplies. 4. Avoids being decisively engaged. 5. Withdraws all personnel from the objective areas within the time prescribed. 6. Obtains all priority intelligence requirements (PIR) from the raid site. 7. Sustains only light casualties from enemy fire.

TASK: Attack (5-OPFOR-0001)

CONDITION: The opposing forces (OPFOR) element has located the enemy. The priority intelligence requirements (PIR) and the other intelligence requirements have been obtained by OPFOR patrols. The OPFOR element has automatic and antiarmor weapons and light mortars.

STANDARD: The OPFOR element attempts to seize the terrain, the vehicles, or the equipment. 1. Develops an attack plan. 2. Surprises the enemy unit's main body. 3. Initiates the attack using a scheme of maneuver that exploits the enemy's flanks, gaps, and weaknesses. 4. Uses covered and concealed routes to approach the enemy forces' flanks, gaps, or weakly held areas. 5. Employs indirect fire to support the attack. 6. Penetrates enemy defenses. 7. Destroys the equipment and the supplies. 8. Inflicts heavy casualties. 9. Isolates the combat service support (CSS) base by blocking the reinforcements. 10. Forces the enemy units to displace. 11. Avoids being fixed in one position. 12. Withdraws before the CSS base is reinforced with tactical combat forces.

TASK: Defend a Minefield (5-OPFOR-0023)

CONDITION: The enemy is conducting a minefield sweeping operation. The opposing forces (OPFOR) element has a minefield placed in the enemy's path. The minefield is under constant observation and fire.

STANDARD: The OPFOR element defends a minefield against an enemy element conducting a minefield sweeping operation. 1. Prevents the unit from detecting the obstacle. 2. Disrupts the minefield sweeping operation. 3. Prevents the unit from conducting the minefield sweeping operation, prevents the unit from moving all personnel through the breach, or delays the completion of the minefield sweeping operation for more than 45 minutes.

TASK: Maintain Contact (5-OPFOR-0003)

CONDITION: The opposing forces (OPFOR) element is engaged with enemy base-defense forces. The enemy forces are withdrawing under pressure.

STANDARD: The OPFOR element maintains enemy contact while the enemy withdraws. 1. Engages the enemy forces decisively. 2. Advances the OPFOR as the enemy forces withdraw. 3. Inflicts heavy casualties. 4. Captures the members of the enemy force. 5. Captures documents and equipment. 6. Safeguards the captured documents, the equipment, and the personnel.

TASK: Conduct an Ambush (5-OPFOR-0007)

CONDITION: The enemy is moving in a convoy. The opposing forces (OPFOR) element is positioned along the enemy's route.

STANDARD: The OPFOR element inflicts casualties on the enemy and causes vehicle and equipment damage. 1. Prepares an ambush site before the element arrives. 2. Surprises march element forces. 3. Inflicts heavy casualties within the designated kill zone. 4. Inflicts heavy damage to the vehicles and the equipment within the designated kill zone. 5. Delays the march element from reaching a specified destination for a specified period of time. 6. Withdraws on order. 7. Sustains no casualties. 8. Reports actions to superiors.

ELEMENTS: Command Section
S3 Section

TASK: Develop and Implement an Area Damage Control (ADC) Plan (05-1-0029)
(FM 5-104)

ITERATION: 1 2 3 4 5 M (Circle)

COMMANDER/LEADER ASSESSMENT: T P U (Circle)

CONDITIONS: The battalion is located in the division or corps rear area or communications zone (COMMZ). The higher headquarters (HQ) assigns ADC tasks to the battalion. Higher HQ establishes the mission requirements and priorities. Some iterations of this task should be performed in MOPP4.

TASK STANDARDS: The ADC plan minimizes the effects of an enemy attack. The time required to perform this task is increased when conducting it in mission-oriented protection posture (MOPP) 4.

TASK STEPS AND PERFORMANCE MEASURES	GO	NO-GO
<p>* 1. The Operations and Training Officer (US Army) (S3), assisted by the communications-electronics (CE) officer, establishes communications with the supported unit's rear-operations command (either a rear-area operations center [RAOC], base cluster, or base).</p> <ul style="list-style-type: none"> a. Used normal signal channels (frequency modulated [FM], land line, or multichannel). b. Established a communication link to afford the capability for immediate communications at any time. c. Coordinated the engineer unit plans with the ADC requirements and periodically monitored the supported command element. <p>* 2. The battalion commander and staff use information developed from the engineer estimate with ADC considerations.</p> <ul style="list-style-type: none"> a. Identified and prioritized potential ADC tasks. b. Determined the specialized engineer support required beyond the battalion's capability. c. Determined preventive actions to take prior to an incident. <ul style="list-style-type: none"> (1) Stockpiled materials. (2) Located alternate routes. (3) Identified replacement facilities. (4) Identified other requirements as appropriate. d. Identified host-nation assets and other units required and/or available. e. Designated an engineer company to perform each ADC task, starting with the highest priority. f. Specified quality standards for the repair. <p>3. The companies perform preventive tasks prior to an event occurring.</p> <ul style="list-style-type: none"> a. Performed an on-site reconnaissance. b. Developed repair and contingency plans. c. Established communications links with the supported element. d. Requested assets from higher echelons (if required) and coordinated for a linkup. <p>4. The battalion staff, upon request, reviews unit, base, and base cluster ADC plans.</p>		

TASK PERFORMANCE / EVALUATION SUMMARY BLOCK							
ITERATION	1	2	3	4	5	M	TOTAL
TOTAL TASK STEPS EVALUATED							
TOTAL TASK STEPS "GO"							
TRAINING STATUS "GO"/"NO-GO"							

"*" indicates a leader task step.

SUPPORTING INDIVIDUAL TASKS: NONE

SUPPORTING COLLECTIVE TASKS: NONE

OPFOR TASKS AND STANDARDS

TASK: Conduct Air Attacks (5-OPFOR-0002)

CONDITION: The opposing forces (OPFOR) element in the rear area has forwarded the positions of the enemy support sites or the locations of moving elements. The OPFOR aircraft have been dispatched to attack enemy installations or convoys.

STANDARD: The OPFOR element attempts to delay, disrupt, or damage the enemy targets by air. 1. Locates the target (support sites or convoys). 2. Makes attack runs on the designated targets. 3. Inflicts heavy damage to the selected target. 4. Sustains no loss of aircraft. 5. Delays moving the force for more than one hour.

TASK: Conduct Terrorist and Saboteur Attacks (5-OPFOR-0005)

CONDITION: The opposing forces (OPFOR) element dispatches small teams into the enemy's rear area to disrupt combat service support (CSS) operations.

STANDARD: The enemy sustains disrupted command and control (C2), destroyed equipment and supplies, and light casualties. 1. Locates rear support bases and C2 facilities. 2. Delays and disrupts CSS operations through probes. 3. Infiltrates CSS bases to conduct sabotage and terrorist activities. 4. Inflicts light casualties. 5. Destroys supplies and equipment.

TASK: Conduct Sniper Operations (5-OPFOR-0006)

CONDITION: The opposing forces (OPFOR) element has assigned snipers (regular or irregular elements) in the enemy's rear area along the main supply route (MSR) and near support sites.

STANDARD: The OPFOR element kills or wounds targets. 1. Sets up a well-concealed location. 2. Engages vehicle drivers or personnel on foot with short bursts of semiautomatic fire. 3. Kills or wounds selected targets. 4. Prevents the position from being discovered by enemy forces. 5. Evacuates the area without being spotted. 6. Reports all specified priority intelligence requirements (PIR) and other intelligence requirements to the OPFOR headquarters (HQ).

TASK: Conduct an Ambush (5-OPFOR-0007)

CONDITION: The enemy is moving in a convoy. The opposing forces (OPFOR) element is positioned along the enemy's route.

STANDARD: The OPFOR element inflicts casualties on the enemy and causes vehicle and equipment damage. 1. Prepares an ambush site before the element arrives. 2. Surprises march element forces. 3. Inflicts heavy casualties within the designated kill zone. 4. Inflicts heavy damage to the vehicles and the equipment within the designated kill zone. 5. Delays the march element from reaching a specified destination for a specified period of time. 6. Withdraws on order. 7. Sustains no casualties. 8. Reports actions to superiors.

TASK: Disrupt Defensive Preparations (5-OPFOR-0018)

CONDITION: The opposing forces (OPFOR) element has located the enemy. Priority intelligence requirements (PIR) and other intelligence requirements obtained by OPFOR patrols indicate that the enemy elements are establishing defensive positions. The OPFOR element has automatic and antiarmor weapons and light mortars.

STANDARD: The OPFOR element disrupts and delays the enemy's defensive preparations. 1. Locates and penetrates the enemy's security system. 2. Forces the enemy to delay defensive preparations. 3. Disrupts the enemy's obstacle preparations.

TASK: Disrupt Movement (5-OPFOR-0014)

CONDITION: The enemy is expected to move through the opposing forces (OPFOR) element's area of operations. The OPFOR element has received an operation order (OPORD) or fragmentary order (FRAGO) to disrupt enemy movement. The enemy has the capability to defend with direct fire and antiarmor weapons.

STANDARD: The OPFOR element delays enemy movement. 1. Delays the element. 2. Forces the element to deviate from its route. 3. Prevents the element from reaching its destination. 4. Surprises the element's main body.

TASK: Defeat Obstacles (5-OPFOR-0009)

CONDITION: The opposing forces (OPFOR) element encounters an obstacle that blocks the avenue of approach as it advances upon the enemy forces.

STANDARD: The OPFOR element bypasses or breaches the enemy obstacle. 1. Detects the obstacle before halting its main body. 2. Defeats the obstacle. a. Bypasses the obstacle without entering the engagement areas. b. Breaches the obstacle within 45 minutes and passes its entire force through the obstacle. 3. Does not incur degradation to the point that the mission must be discontinued.

TASK: Disrupt a Route Reconnaissance (5-OPFOR-0021)

CONDITION: The enemy is conducting a route reconnaissance. The opposing forces (OPFOR) element is positioned along the enemy's route.

STANDARD: The OPFOR element attempts to disrupt a squad/section conducting a route reconnaissance. 1. Prevents the unit from meeting its specified time schedule. 2. Forces the unit to deviate from its specified route. 3. Prevents the unit from reaching its assigned destination. 4. Surprises the squad/section. 5. Inflicts casualties on the unit.

TASK: Disrupt a Net Control Station (NCS) (5-OPFOR-0019)

CONDITION: The enemy has established a NCS. The opposing forces (OPFOR) element has radio and jamming equipment.

STANDARD: The OPFOR element attempts to disrupt an NCS. 1. Attempts to locate the radio frequency that the unit is operating on. 2. Attempts to enter the radio net. 3. Attempts to issue "bogus" orders to a unit on the net. 4. Jams the radio frequency and forces the unit to go to an alternate frequency.

TASK: Disrupt Construction of Vehicle Fighting Positions (5-OPFOR-0020)

CONDITION: The opposing forces (OPFOR) element has located the enemy. The priority intelligence requirements (PIR) and other intelligence obtained by OPFOR patrols indicate the enemy is constructing vehicle fighting positions within its defensive area. The OPFOR element has automatic and antiarmor weapons and light mortars.

STANDARD: The OPFOR element attempts to disrupt the enemy's efforts to establish vehicle fighting positions. 1. Locates the defensive area. 2. Surprises the main body. 3. Penetrates the defensive area with squad-size probes. 4. Inflicts casualties on the unit. 5. Destroys vehicles. 6. Disrupts the unit's preparations (prevents or delays beyond the unit's allotted time).

TASK: Conduct an Aerial Reconnaissance (5-OPFOR-0010)

CONDITION: The opposing forces (OPFOR) headquarters (HQ) element requires intelligence on the locations and identification of the enemy elements. Aircraft is dispatched to take photographs and make a visual inspection of the enemy rear area.

STANDARD: The OPFOR element gathers photograph intelligence of the enemy. 1. Photographs the assigned sectors. 2. Makes quick visual checks where the ceiling is low. 3. Locates enemy positions in the area, particularly support and storage bases, and command and control (C2) facilities. 4. Sustains no loss of aircraft. 5. Reports priority intelligence requirements (PIR) and other information requirements to the OPFOR HQ.

TASK: Disrupt an Engineer Reconnaissance (5-OPFOR-0022)

CONDITION: The enemy is conducting an engineer reconnaissance. The opposing forces (OPFOR) element is positioned along the enemy's route.

STANDARD: The OPFOR element disrupts an engineer reconnaissance. 1. Prevents the unit from meeting its specified time schedule. 2. Forces the unit to deviate from its specified route. 3. Prevents the unit from accomplishing its assigned engineer reconnaissance. 4. Surprises the unit conducting the reconnaissance.

TASK: Conduct an Attack (5-OPFOR-0008)

CONDITION: The enemy is conducting tactical operations. The opposing forces (OPFOR) element receives orders to attack the enemy, the area of occupation, or the main supply route (MSR) with smoke.

STANDARD: The OPFOR element disrupts the enemy's movement and smoke operations. 1. Determines the delivery method of the smoke attack. 2. Locates the target. 3. Delivers the smoke attack downwind. 4. Attacks the enemy with smoke, and surge attacks when the enemy responds to the smoke.

TASK: Disrupt Quartering Party Operations (5-OPFOR-0017)

CONDITION: The enemy is conducting quartering party operations. It has established an assembly area (AA) but has not moved in the main body.

STANDARD: The opposing forces (OPFOR) element attempts to disrupt quartering party operations and infiltrate the enemy's AA. 1. Locates the quartering party and the AA. 2. Surprises the main body. 3. Penetrates the AA with squad-size probes. 4. Inflicts personnel casualties and vehicle damage. 5. Disrupts the unit's preparations (prevents or delays beyond the unit's allotted time).

TASK: Disrupt Enemy Movement and Operations Using Tactical Nuclear Weapons (5-OPFOR-0016)

CONDITION: The opposing forces (OPFOR) element has located the enemy. Priority intelligence requirements (PIR) and other intelligence requirements have been obtained by OPFOR patrols. Tactical nuclear weapons are employed against key locations in the rear area.

STANDARD: The OPFOR element disrupts enemy movement and operations. 1. Disrupts or delays the movement of the enemy's equipment and supplies to the forward areas. 2. Destroys enemy equipment and supplies. 3. Inflicts a high rate of nuclear casualties among the enemy forces. 4. Denies the enemy the use of specified areas. 5. Contaminates the enemy's equipment and supplies.

TASK: Disrupt Assembly Area (AA) Activities (5-OPFOR-0013)

CONDITION: Intelligence reports indicate that platoon- and company-size enemy units are operating in the opposing forces (OPFOR) area of operations. Enemy units can defend from AAs with direct fire, antiarmor weapons, and indirect fire. The enemy has close air support (CAS) and nuclear, biological, and chemical (NBC) capabilities.

STANDARD: The OPFOR element locates and disrupts the enemy's AA activities. 1. Locates the element's AA. 2. Probes the AA with squad- or team-size elements. 3. Inflicts more than 5 percent casualties on the element. 4. Disrupts the element's preparations (prevents or delays beyond the element's allotted time).

TASK: Disrupt Enemy Movement and Operations Using Persistent and Nonpersistent Chemical Weapons (5-OPFOR-0015)

CONDITION: The opposing forces (OPFOR) element has located the enemy. Priority intelligence requirements (PIR) and other intelligence requirements have been obtained by OPFOR patrols. The OPFOR units deliver chemical agents, by means of conventional artillery weapons or aircraft, along selected supply routes and key bases in the rear area.

STANDARD: The OPFOR element disrupts enemy movement and operations using persistent and nonpersistent chemical weapons. 1. Delivers chemical agents in low and densely wooded areas. 2. Delays the movement of enemy supplies and equipment to the forward areas. 3. Restricts the movement of the enemy units in the rear area. 4. Channels the movement of enemy units into predesignated ambush areas. 5. Contaminates enemy supplies and equipment. 6. Inflicts a high rate of casualties on enemy forces.

TASK: Counter Passage of Lines (5-OPFOR-0012)

CONDITION: Enemy forces are in defensive positions, but they are expected to attempt passage-of-lines operations. The opposing forces (OPFOR) received orders to disrupt enemy passage-of-lines operations.

STANDARD: The OPFOR element delays or prevents enemy passage of lines. 1. Delays the passage. 2. Prevents the company from moving all personnel through the stationary unit. 3. Engages the main body of either the moving or the stationary unit.

TASK: Surrender to the Capturing Unit on the Battlefield (5-OPFOR-0024)

CONDITION: The enemy has captured opposing forces (OPFOR) element's soldiers, documents, and equipment sensitive to the OPFOR tactical operations.

STANDARD: The OPFOR soldiers retain or destroy documents and equipment. The OPFOR element surrenders the documents and the equipment of no tactical use to the enemy and attempts to conceal or destroy items of tactical value. The OPFOR element attempts escape and evasion. 1. Prevents the successful capture of the documents and the equipment. 2. Destroys the documents and the equipment. 3. Removes identifying markings from the equipment. 4. Removes unit-identifying insignia. 5. Provides misleading information. 6. Plans an escape. 7. Delays movement to the nearest collection point. 8. Prevents safeguarding of the enemy prisoners of war (EPWs) in order to cause embarrassment to the United States (US).

TASK: Conduct a Raid (5-OPFOR-0004)

CONDITION: The opposing forces (OPFOR) element has occupied an objective rally point and has orders to conduct a raid on a combat service support (CSS) base.

STANDARD: The OPFOR element infiltrates the enemy's base and destroys all of the targets. 1. Surprises the enemy forces. 2. Assaults the support base and accomplishes the assigned tasks. 3. Destroys the specified equipment and supplies. 4. Avoids being decisively engaged. 5. Withdraws all personnel from the objective areas within the time prescribed. 6. Obtains all priority intelligence requirements (PIR) from the raid site. 7. Sustains only light casualties from enemy fire.

TASK: Attack (5-OPFOR-0001)

CONDITION: The opposing forces (OPFOR) element has located the enemy. The priority intelligence requirements (PIR) and the other intelligence requirements have been obtained by OPFOR patrols. The OPFOR element has automatic and antiarmor weapons and light mortars.

STANDARD: The OPFOR element attempts to seize the terrain, the vehicles, or the equipment. 1. Develops an attack plan. 2. Surprises the enemy unit's main body. 3. Initiates the attack using a scheme of maneuver that exploits the enemy's flanks, gaps, and weaknesses. 4. Uses covered and concealed routes to approach the enemy forces' flanks, gaps, or weakly held areas. 5. Employs indirect fire to support the attack. 6. Penetrates enemy defenses. 7. Destroys the equipment and the supplies. 8. Inflicts heavy casualties. 9. Isolates the combat service support (CSS) base by blocking the reinforcements. 10. Forces the enemy units to displace. 11. Avoids being fixed in one position. 12. Withdraws before the CSS base is reinforced with tactical combat forces.

TASK: Defend a Minefield (5-OPFOR-0023)

CONDITION: The enemy is conducting a minefield sweeping operation. The opposing forces (OPFOR) element has a minefield placed in the enemy's path. The minefield is under constant observation and fire.

STANDARD: The OPFOR element defends a minefield against an enemy element conducting a minefield sweeping operation. 1. Prevents the unit from detecting the obstacle. 2. Disrupts the minefield sweeping operation. 3. Prevents the unit from conducting the minefield sweeping operation, prevents the unit from moving all personnel through the breach, or delays the completion of the minefield sweeping operation for more than 45 minutes.

TASK: Maintain Contact (5-OPFOR-0003)

CONDITION: The opposing forces (OPFOR) element is engaged with enemy base-defense forces. The enemy forces are withdrawing under pressure.

STANDARD: The OPFOR element maintains enemy contact while the enemy withdraws. 1. Engages the enemy forces decisively. 2. Advances the OPFOR as the enemy forces withdraw. 3. Inflicts heavy casualties. 4. Captures the members of the enemy force. 5. Captures documents and equipment. 6. Safeguards the captured documents, the equipment, and the personnel.

ELEMENTS: Command Section
S3 Section

TASK: Control Area Damage Control (ADC) Operations (05-1-0031)
(FM 5-104)

ITERATION: 1 2 3 4 5 M (Circle)

COMMANDER/LEADER ASSESSMENT: T P U (Circle)

CONDITIONS: Battle damage has occurred. An ADC plan has been implemented. Some iterations of this task should be performed in MOPP4.

TASK STANDARDS: The battalion staff monitors progress, shifts assets, and ensures that all work is completed in priority and to standard. The time required to perform this task is increased when conducting it in mission-oriented protection posture (MOPP) 4.

TASK STEPS AND PERFORMANCE MEASURES	GO	NO-GO
<p>* 1. The Operations and Training Officer (US Army) (S3) sends an assessment team to identify the damages and repair requirements. The team consists of--</p> <ul style="list-style-type: none"> a. At least two personnel, one from the S3 section and one from the unit, designated to provide ADC support. b. Military occupational specialty (MOS-) qualified or experienced personnel to make a valid estimate of the required repair. <p>2. The assessment team identifies the extent of damage and estimates repair requirements.</p> <ul style="list-style-type: none"> a. Identified the extent of the damage. b. Determined the extent of the required repair. c. Communicated identified repair requirements as soon as possible to reduce the disruption caused by the damage. <p>3. Companies execute ADC tasks based on the established priorities.</p> <ul style="list-style-type: none"> a. Accomplished work as fast as possible to minimize disruption of facility operations. b. Incorporated host-nation support, as appropriate. c. Incorporated higher echelon assets or other military elements, if involved in the repair. d. Accomplished the ADC tasks as prioritized by the echelon commander. e. Strengthened the repair unit's capability by shifting units from nonpriority missions to the unit performing the ADC mission. <p>4. Units complete the minimum repair to accomplish the mission.</p> <ul style="list-style-type: none"> a. Accomplished work according to the guidelines in appropriate field manuals (FMs) and/or technical manuals (TMs). b. Did no work that was within the supported unit's capability to execute. c. Did no work that was not essential to the designated repair task. d. Performed the next priority task. 		

TASK PERFORMANCE / EVALUATION SUMMARY BLOCK							
ITERATION	1	2	3	4	5	M	TOTAL
TOTAL TASK STEPS EVALUATED							
TOTAL TASK STEPS "GO"							
TRAINING STATUS "GO"/"NO-GO"							

"*" indicates a leader task step.

SUPPORTING INDIVIDUAL TASKS: NONE

SUPPORTING COLLECTIVE TASKS: NONE

OPFOR TASKS AND STANDARDS

TASK: Conduct Sniper Operations (5-OPFOR-0006)

CONDITION: The opposing forces (OPFOR) element has assigned snipers (regular or irregular elements) in the enemy's rear area along the main supply route (MSR) and near support sites.

STANDARD: The OPFOR element kills or wounds targets. 1. Sets up a well-concealed location. 2. Engages vehicle drivers or personnel on foot with short bursts of semiautomatic fire. 3. Kills or wounds selected targets. 4. Prevents the position from being discovered by enemy forces. 5. Evacuates the area without being spotted. 6. Reports all specified priority intelligence requirements (PIR) and other intelligence requirements to the OPFOR headquarters (HQ).

TASK: Conduct an Attack (5-OPFOR-0008)

CONDITION: The enemy is conducting tactical operations. The opposing forces (OPFOR) element receives orders to attack the enemy, the area of occupation, or the main supply route (MSR) with smoke.

STANDARD: The OPFOR element disrupts the enemy's movement and smoke operations. 1. Determines the delivery method of the smoke attack. 2. Locates the target. 3. Delivers the smoke attack downwind. 4. Attacks the enemy with smoke, and surge attacks when the enemy responds to the smoke.

TASK: Gather Intelligence (5-OPFOR-0011)

CONDITION: The opposing forces (OPFOR) small element, operating in the rear area, is planning attacks on enemy bases. Information is needed to complete the plans.

STANDARD: The OPFOR element infiltrates, gathers intelligence information, and submits its findings to the command. 1. Identifies all priority intelligence requirements (PIR) and other intelligence requirements. 2. Passes through any outpost, defensive wire, or warning devices undetected. 3. Moves to an observation point that offers cover and concealment and is clear enough to gather PIR and other intelligence requirements. 4. Gathers all PIR and other intelligence requirements. 5. Withdraws from the area undetected. 6. Reports all information to the OPFOR headquarters (HQ).

TASK: Disrupt Defensive Preparations (5-OPFOR-0018)

CONDITION: The opposing forces (OPFOR) element has located the enemy. Priority intelligence requirements (PIR) and other intelligence requirements obtained by OPFOR patrols indicate that the enemy elements are establishing defensive positions. The OPFOR element has automatic and antiarmor weapons and light mortars.

STANDARD: The OPFOR element disrupts and delays the enemy's defensive preparations. 1. Locates and penetrates the enemy's security system. 2. Forces the enemy to delay defensive preparations. 3. Disrupts the enemy's obstacle preparations.

TASK: Disrupt Movement (5-OPFOR-0014)

CONDITION: The enemy is expected to move through the opposing forces (OPFOR) element's area of operations. The OPFOR element has received an operation order (OPORD) or fragmentary order (FRAGO) to disrupt enemy movement. The enemy has the capability to defend with direct fire and antiarmor weapons.

STANDARD: The OPFOR element delays enemy movement. 1. Delays the element. 2. Forces the element to deviate from its route. 3. Prevents the element from reaching its destination. 4. Surprises the element's main body.

TASK: Defeat Obstacles (5-OPFOR-0009)

CONDITION: The opposing forces (OPFOR) element encounters an obstacle that blocks the avenue of approach as it advances upon the enemy forces.

STANDARD: The OPFOR element bypasses or breaches the enemy obstacle. 1. Detects the obstacle before halting its main body. 2. Defeats the obstacle. a. Bypasses the obstacle without entering the engagement areas. b. Breaches the obstacle within 45 minutes and passes its entire force through the obstacle. 3. Does not incur degradation to the point that the mission must be discontinued.

TASK: Disrupt a Route Reconnaissance (5-OPFOR-0021)

CONDITION: The enemy is conducting a route reconnaissance. The opposing forces (OPFOR) element is positioned along the enemy's route.

STANDARD: The OPFOR element attempts to disrupt a squad/section conducting a route reconnaissance. 1. Prevents the unit from meeting its specified time schedule. 2. Forces the unit to deviate from its specified route. 3. Prevents the unit from reaching its assigned destination. 4. Surprises the squad/section. 5. Inflicts casualties on the unit.

TASK: Conduct Terrorist and Saboteur Attacks (5-OPFOR-0005)

CONDITION: The opposing forces (OPFOR) element dispatches small teams into the enemy's rear area to disrupt combat service support (CSS) operations.

STANDARD: The enemy sustains disrupted command and control (C2), destroyed equipment and supplies, and light casualties. 1. Locates rear support bases and C2 facilities. 2. Delays and disrupts CSS operations through probes. 3. Infiltrates CSS bases to conduct sabotage and terrorist activities. 4. Inflicts light casualties. 5. Destroys supplies and equipment.

TASK: Disrupt a Net Control Station (NCS) (5-OPFOR-0019)

CONDITION: The enemy has established a NCS. The opposing forces (OPFOR) element has radio and jamming equipment.

STANDARD: The OPFOR element attempts to disrupt an NCS. 1. Attempts to locate the radio frequency that the unit is operating on. 2. Attempts to enter the radio net. 3. Attempts to issue "bogus" orders to a unit on the net. 4. Jams the radio frequency and forces the unit to go to an alternate frequency.

TASK: Disrupt Construction of Vehicle Fighting Positions (5-OPFOR-0020)

CONDITION: The opposing forces (OPFOR) element has located the enemy. The priority intelligence requirements (PIR) and other intelligence obtained by OPFOR patrols indicate the enemy is constructing vehicle fighting positions within its defensive area. The OPFOR element has automatic and antiarmor weapons and light mortars.

STANDARD: The OPFOR element attempts to disrupt the enemy's efforts to establish vehicle fighting positions. 1. Locates the defensive area. 2. Surprises the main body. 3. Penetrates the defensive area with squad-size probes. 4. Inflicts casualties on the unit. 5. Destroys vehicles. 6. Disrupts the unit's preparations (prevents or delays beyond the unit's allotted time).

TASK: Conduct an Aerial Reconnaissance (5-OPFOR-0010)

CONDITION: The opposing forces (OPFOR) headquarters (HQ) element requires intelligence on the locations and identification of the enemy elements. Aircraft is dispatched to take photographs and make a visual inspection of the enemy rear area.

STANDARD: The OPFOR element gathers photograph intelligence of the enemy. 1. Photographs the assigned sectors. 2. Makes quick visual checks where the ceiling is low. 3. Locates enemy positions in the area, particularly support and storage bases, and command and control (C2) facilities. 4. Sustains no loss of aircraft. 5. Reports priority intelligence requirements (PIR) and other information requirements to the OPFOR HQ.

TASK: Disrupt Quartering Party Operations (5-OPFOR-0017)

CONDITION: The enemy is conducting quartering party operations. It has established an assembly area (AA) but has not moved in the main body.

STANDARD: The opposing forces (OPFOR) element attempts to disrupt quartering party operations and infiltrate the enemy's AA. 1. Locates the quartering party and the AA. 2. Surprises the main body. 3. Penetrates the AA with squad-size probes. 4. Inflicts personnel casualties and vehicle damage. 5. Disrupts the unit's preparations (prevents or delays beyond the unit's allotted time).

TASK: Disrupt Enemy Movement and Operations Using Tactical Nuclear Weapons (5-OPFOR-0016)

CONDITION: The opposing forces (OPFOR) element has located the enemy. Priority intelligence requirements (PIR) and other intelligence requirements have been obtained by OPFOR patrols. Tactical nuclear weapons are employed against key locations in the rear area.

STANDARD: The OPFOR element disrupts enemy movement and operations. 1. Disrupts or delays the movement of the enemy's equipment and supplies to the forward areas. 2. Destroys enemy equipment and supplies. 3. Inflicts a high rate of nuclear casualties among the enemy forces. 4. Denies the enemy the use of specified areas. 5. Contaminates the enemy's equipment and supplies.

TASK: Disrupt Assembly Area (AA) Activities (5-OPFOR-0013)

CONDITION: Intelligence reports indicate that platoon- and company-size enemy units are operating in the opposing forces (OPFOR) area of operations. Enemy units can defend from AAs with direct fire, antiarmor weapons, and indirect fire. The enemy has close air support (CAS) and nuclear, biological, and chemical (NBC) capabilities.

STANDARD: The OPFOR element locates and disrupts the enemy's AA activities. 1. Locates the element's AA. 2. Probes the AA with squad- or team-size elements. 3. Inflicts more than 5 percent casualties on the element. 4. Disrupts the element's preparations (prevents or delays beyond the element's allotted time).

TASK: Disrupt Enemy Movement and Operations Using Persistent and Nonpersistent Chemical Weapons (5-OPFOR-0015)

CONDITION: The opposing forces (OPFOR) element has located the enemy. Priority intelligence requirements (PIR) and other intelligence requirements have been obtained by OPFOR patrols. The OPFOR units deliver chemical agents, by means of conventional artillery weapons or aircraft, along selected supply routes and key bases in the rear area.

STANDARD: The OPFOR element disrupts enemy movement and operations using persistent and nonpersistent chemical weapons. 1. Delivers chemical agents in low and densely wooded areas. 2. Delays the movement of enemy supplies and equipment to the forward areas. 3. Restricts the movement of the enemy units in the rear area. 4. Channels the movement of enemy units into predesignated ambush areas. 5. Contaminates enemy supplies and equipment. 6. Inflicts a high rate of casualties on enemy forces.

TASK: Counter Passage of Lines (5-OPFOR-0012)

CONDITION: Enemy forces are in defensive positions, but they are expected to attempt passage-of-lines operations. The opposing forces (OPFOR) received orders to disrupt enemy passage-of-lines operations.

STANDARD: The OPFOR element delays or prevents enemy passage of lines. 1. Delays the passage. 2. Prevents the company from moving all personnel through the stationary unit. 3. Engages the main body of either the moving or the stationary unit.

TASK: Conduct Air Attacks (5-OPFOR-0002)

CONDITION: The opposing forces (OPFOR) element in the rear area has forwarded the positions of the enemy support sites or the locations of moving elements. The OPFOR aircraft have been dispatched to attack enemy installations or convoys.

STANDARD: The OPFOR element attempts to delay, disrupt, or damage the enemy targets by air. 1. Locates the target (support sites or convoys). 2. Makes attack runs on the designated targets. 3. Inflicts heavy damage to the selected target. 4. Sustains no loss of aircraft. 5. Delays moving the force for more than one hour.

TASK: Surrender to the Capturing Unit on the Battlefield (5-OPFOR-0024)

CONDITION: The enemy has captured opposing forces (OPFOR) element's soldiers, documents, and equipment sensitive to the OPFOR tactical operations.

STANDARD: The OPFOR soldiers retain or destroy documents and equipment. The OPFOR element surrenders the documents and the equipment of no tactical use to the enemy and attempts to conceal or destroy items of tactical value. The OPFOR element attempts escape and evasion. 1. Prevents the successful capture of the documents and the equipment. 2. Destroys the documents and the equipment. 3. Removes identifying markings from the equipment. 4. Removes unit-identifying insignia. 5. Provides misleading information. 6. Plans an escape. 7. Delays movement to the nearest collection point. 8. Prevents safeguarding of the enemy prisoners of war (EPWs) in order to cause embarrassment to the United States (US).

TASK: Conduct a Raid (5-OPFOR-0004)

CONDITION: The opposing forces (OPFOR) element has occupied an objective rally point and has orders to conduct a raid on a combat service support (CSS) base.

STANDARD: The OPFOR element infiltrates the enemy's base and destroys all of the targets. 1. Surprises the enemy forces. 2. Assaults the support base and accomplishes the assigned tasks. 3. Destroys the specified equipment and supplies. 4. Avoids being decisively engaged. 5. Withdraws all personnel from the objective areas within the time prescribed. 6. Obtains all priority intelligence requirements (PIR) from the raid site. 7. Sustains only light casualties from enemy fire.

TASK: Attack (5-OPFOR-0001)

CONDITION: The opposing forces (OPFOR) element has located the enemy. The priority intelligence requirements (PIR) and the other intelligence requirements have been obtained by OPFOR patrols. The OPFOR element has automatic and antiarmor weapons and light mortars.

STANDARD: The OPFOR element attempts to seize the terrain, the vehicles, or the equipment. 1. Develops an attack plan. 2. Surprises the enemy unit's main body. 3. Initiates the attack using a scheme of maneuver that exploits the enemy's flanks, gaps, and weaknesses. 4. Uses covered and concealed routes to approach the enemy forces' flanks, gaps, or weakly held areas. 5. Employs indirect fire to support the attack. 6. Penetrates enemy defenses. 7. Destroys the equipment and the supplies. 8. Inflicts heavy casualties. 9. Isolates the combat service support (CSS) base by blocking the reinforcements. 10. Forces the enemy units to displace. 11. Avoids being fixed in one position. 12. Withdraws before the CSS base is reinforced with tactical combat forces.

TASK: Defend a Minefield (5-OPFOR-0023)

CONDITION: The enemy is conducting a minefield sweeping operation. The opposing forces (OPFOR) element has a minefield placed in the enemy's path. The minefield is under constant observation and fire.

STANDARD: The OPFOR element defends a minefield against an enemy element conducting a minefield sweeping operation. 1. Prevents the unit from detecting the obstacle. 2. Disrupts the minefield sweeping operation. 3. Prevents the unit from conducting the minefield sweeping operation, prevents the unit from moving all personnel through the breach, or delays the completion of the minefield sweeping operation for more than 45 minutes.

TASK: Maintain Contact (5-OPFOR-0003)

CONDITION: The opposing forces (OPFOR) element is engaged with enemy base-defense forces. The enemy forces are withdrawing under pressure.

STANDARD: The OPFOR element maintains enemy contact while the enemy withdraws. 1. Engages the enemy forces decisively. 2. Advances the OPFOR as the enemy forces withdraw. 3. Inflicts heavy casualties. 4. Captures the members of the enemy force. 5. Captures documents and equipment. 6. Safeguards the captured documents, the equipment, and the personnel.

TASK: Disrupt an Engineer Reconnaissance (5-OPFOR-0022)

CONDITION: The enemy is conducting an engineer reconnaissance. The opposing forces (OPFOR) element is positioned along the enemy's route.

STANDARD: The OPFOR element disrupts an engineer reconnaissance. 1. Prevents the unit from meeting its specified time schedule. 2. Forces the unit to deviate from its specified route. 3. Prevents the unit from accomplishing its assigned engineer reconnaissance. 4. Surprises the unit conducting the reconnaissance.

TASK: Conduct an Ambush (5-OPFOR-0007)

CONDITION: The enemy is moving in a convoy. The opposing forces (OPFOR) element is positioned along the enemy's route.

STANDARD: The OPFOR element inflicts casualties on the enemy and causes vehicle and equipment damage. 1. Prepares an ambush site before the element arrives. 2. Surprises march element forces. 3. Inflicts heavy casualties within the designated kill zone. 4. Inflicts heavy damage to the vehicles and the equipment within the designated kill zone. 5. Delays the march element from reaching a specified destination for a specified period of time. 6. Withdraws on order. 7. Sustains no casualties. 8. Reports actions to superiors.

ELEMENTS: Command Section
Command Group

TASK: Control a Base in a Base Cluster (05-1-0035)
 (FM 5-100-15) (FM 24-18) (FM 24-19)
 (FM 24-35) (FM 24-35-1) (FM 5-71-100)
 (TC 24-20)

ITERATION: 1 2 3 4 5 (Circle)

COMMANDER/LEADER ASSESSMENT: T P U (Circle)

CONDITIONS: The company is in the division rear, corps rear, or communications zone (COMMZ) under an enemy Threat Level I or II. The company commander is the base commander and has received guidance from the base-cluster commander on base location, composition, reaction-team requirements, and area of coverage. This task should not be trained in MOPP4.

TASK STANDARDS: The company implements control measures ensuring continuous coordination and communication. The company controls defensive actions to resist attack, maintain control of the defended area, and/or counter opposing forces (OPFOR) for dispersion or capture.

TASK STEPS AND PERFORMANCE MEASURES	GO	NO-GO
<p>* 1. The senior element command post (CP) establishes a base defense operations center (BDOC).</p> <ul style="list-style-type: none"> a. Assumed the BDOC functions. b. Incorporated a liaison from other units located in the base. c. Planned, prepared, and supervised internal operations to protect personnel, equipment, and resources from enemy attack. d. Conducted an internal vulnerability analysis of units and the base. <p>2. The BDOC develops a base defense plan and forwards it to the base cluster operations center (BCOC).</p> <ul style="list-style-type: none"> a. Obtained the perimeter sector sketches and developed a base fire plan. b. Incorporated information gathered from all units within the base. c. Ensured that the base fire plan integrates the fires of all units in the base. d. Planned for and supervised internal base defense measures and identified requirements beyond organic capabilities. e. Established a reaction team to augment the defensive posture of the base (one squad). f. Changed the plan as needed and forwarded the changes to the BCOC. <p>3. The BDOC coordinates and establishes communications with the BCOC.</p> <ul style="list-style-type: none"> a. Established and maintained continuous communications with the BCOC using organic equipment or equipment provided by the BCOC to include a-- <ul style="list-style-type: none"> (1) Field telephone (primary). (2) Radio (alternate). Adhered to radio restrictions according to guidance from the BCOC. (3) Messenger or courier (alternate). b. Ensured that the base cluster commander's guidance was received and implemented. c. Recommended adjustments in the location and routines to enhance self-defense without detracting from the mission. d. Exchanged call signs and frequencies with the BCOC. <p>4. The BDOC establishes internal control measures within the base.</p>		

TASK STEPS AND PERFORMANCE MEASURES	GO	NO-GO
a. Established a dismount point. b. Established an access control point for the base and BDOC, if needed. c. Used perimeter security patrols and/or observation posts (OPs). 5. The company establishes an internal communications net using organic equipment and element assets, if appropriate. a. Maintained continuous landline communications with the dismount point, OPs, and platoons. b. Employed the current signal operation instructions (SOI). c. Used radio communications with security patrols as an alternate to the field telephone for internal communications. 6. The BDOC controls the defense against Threat Level I and II attacks. a. Coordinated a mutual defense with local military police (MP) and other units. b. Requested response forces from the BCOC to defend against attack beyond the base's capability. c. Assisted response forces in defeating enemy attacks beyond the base's capability.		

TASK PERFORMANCE / EVALUATION SUMMARY BLOCK							
ITERATION	1	2	3	4	5		TOTAL
TOTAL TASK STEPS EVALUATED							
TOTAL TASK STEPS "GO"							
TRAINING STATUS "GO"/"NO-GO"							

"*" indicates a leader task step.

SUPPORTING INDIVIDUAL TASKS

Task Number	Task Title	References
052-256-3034	Organize Jobsite Security	STP 5-62N34-SM-TG
071-326-5770	Prepare a Platoon Sector Sketch	STP 21-24-SMCT

SUPPORTING COLLECTIVE TASKS

Task Number	Task Title	References
05-1-0039	Conduct Base Cluster Operations	ARTEP 5-415-66-MTP ARTEP 5-500-66-MTP ARTEP 5-530-16-MTP ARTEP 5-605-66-MTP ARTEP 5-606-34-MTP ARTEP 5-607-35-MTP ARTEP 5-615-66-MTP
05-1-0510	Direct Survivability Construction	ARTEP 5-335-60-MTP ARTEP 5-335-66-MTP ARTEP 5-435-66-MTP
05-2-0127	Provide Support for Survivability Operations	ARTEP 5-063-10-MTP ARTEP 5-063-11-MTP ARTEP 5-063-35-MTP
05-2-0508	Plan for Survivability Operations	ARTEP 5-053-35-MTP ARTEP 5-113-35-MTP

SUPPORTING COLLECTIVE TASKS

Task Number	Task Title	References
05-2-0510	Direct Survivability Construction	ARTEP 5-335-65-MTP ARTEP 5-337-35-MTP ARTEP 5-437-36-MTP ARTEP 5-437-38-MTP ARTEP 5-053-35-MTP ARTEP 5-113-35-MTP ARTEP 5-335-65-MTP ARTEP 5-335-66-MTP ARTEP 5-336-34-MTP ARTEP 5-337-35-MTP ARTEP 5-435-67-MTP ARTEP 5-436-35-MTP ARTEP 5-436-37-MTP ARTEP 5-437-36-MTP ARTEP 5-437-38-MTP ARTEP 5-063-35-MTP
05-2-0518	Control Construction of Survivability Positions	ARTEP 5-335-60-MTP ARTEP 5-335-65-MTP ARTEP 5-335-70-MTP ARTEP 5-336-34-MTP ARTEP 5-337-10-MTP ARTEP 5-337-35-MTP ARTEP 5-423-11-MTP ARTEP 5-435-67-MTP ARTEP 5-436-35-MTP ARTEP 5-436-37-MTP ARTEP 5-437-36-MTP ARTEP 5-437-38-MTP
05-6-0094	Plan Engineer Survivability Operations	ARTEP 5-332-68-MTP ARTEP 5-402-68-MTP ARTEP 5-412-68-MTP ARTEP 5-412-69-MTP ARTEP 5-602-68-MTP

OPFOR TASKS AND STANDARDS

TASK: Disrupt Movement (5-OPFOR-0014)

CONDITION: The enemy is expected to move through the opposing forces (OPFOR) element's area of operations. The OPFOR element has received an operation order (OPORD) or fragmentary order (FRAGO) to disrupt enemy movement. The enemy has the capability to defend with direct fire and antiarmor weapons.

STANDARD: The OPFOR element delays enemy movement. 1. Delays the element. 2. Forces the element to deviate from its route. 3. Prevents the element from reaching its destination. 4. Surprises the element's main body.

TASK: Defeat Obstacles (5-OPFOR-0009)

CONDITION: The opposing forces (OPFOR) element encounters an obstacle that blocks the avenue of approach as it advances upon the enemy forces.

STANDARD: The OPFOR element bypasses or breaches the enemy obstacle. 1. Detects the obstacle before halting its main body. 2. Defeats the obstacle. a. Bypasses the obstacle without entering the engagement areas. b. Breaches the obstacle within 45 minutes and passes its entire force through the obstacle. 3. Does not incur degradation to the point that the mission must be discontinued.

TASK: Disrupt a Route Reconnaissance (5-OPFOR-0021)

CONDITION: The enemy is conducting a route reconnaissance. The opposing forces (OPFOR) element is positioned along the enemy's route.

STANDARD: The OPFOR element attempts to disrupt a squad/section conducting a route reconnaissance. 1. Prevents the unit from meeting its specified time schedule. 2. Forces the unit to deviate from its specified route. 3. Prevents the unit from reaching its assigned destination. 4. Surprises the squad/section. 5. Inflicts casualties on the unit.

TASK: Conduct Terrorist and Saboteur Attacks (5-OPFOR-0005)

CONDITION: The opposing forces (OPFOR) element dispatches small teams into the enemy's rear area to disrupt combat service support (CSS) operations.

STANDARD: The enemy sustains disrupted command and control (C2), destroyed equipment and supplies, and light casualties. 1. Locates rear support bases and C2 facilities. 2. Delays and disrupts CSS operations through probes. 3. Infiltrates CSS bases to conduct sabotage and terrorist activities. 4. Inflicts light casualties. 5. Destroys supplies and equipment.

TASK: Disrupt a Net Control Station (NCS) (5-OPFOR-0019)

CONDITION: The enemy has established a NCS. The opposing forces (OPFOR) element has radio and jamming equipment.

STANDARD: The OPFOR element attempts to disrupt an NCS. 1. Attempts to locate the radio frequency that the unit is operating on. 2. Attempts to enter the radio net. 3. Attempts to issue "bogus" orders to a unit on the net. 4. Jams the radio frequency and forces the unit to go to an alternate frequency.

TASK: Disrupt Construction of Vehicle Fighting Positions (5-OPFOR-0020)

CONDITION: The opposing forces (OPFOR) element has located the enemy. The priority intelligence requirements (PIR) and other intelligence obtained by OPFOR patrols indicate the enemy is constructing vehicle fighting positions within its defensive area. The OPFOR element has automatic and antiarmor weapons and light mortars.

STANDARD: The OPFOR element attempts to disrupt the enemy's efforts to establish vehicle fighting positions. 1. Locates the defensive area. 2. Surprises the main body. 3. Penetrates the defensive area with squad-size probes. 4. Inflicts casualties on the unit. 5. Destroys vehicles. 6. Disrupts the unit's preparations (prevents or delays beyond the unit's allotted time).

TASK: Conduct an Aerial Reconnaissance (5-OPFOR-0010)

CONDITION: The opposing forces (OPFOR) headquarters (HQ) element requires intelligence on the locations and identification of the enemy elements. Aircraft is dispatched to take photographs and make a visual inspection of the enemy rear area.

STANDARD: The OPFOR element gathers photograph intelligence of the enemy. 1. Photographs the assigned sectors. 2. Makes quick visual checks where the ceiling is low. 3. Locates enemy positions in the area, particularly support and storage bases, and command and control (C2) facilities. 4. Sustains no loss of aircraft. 5. Reports priority intelligence requirements (PIR) and other information requirements to the OPFOR HQ.

TASK: Conduct an Attack (5-OPFOR-0008)

CONDITION: The enemy is conducting tactical operations. The opposing forces (OPFOR) element receives orders to attack the enemy, the area of occupation, or the main supply route (MSR) with smoke.

STANDARD: The OPFOR element disrupts the enemy's movement and smoke operations. 1. Determines the delivery method of the smoke attack. 2. Locates the target. 3. Delivers the smoke attack downwind. 4. Attacks the enemy with smoke, and surge attacks when the enemy responds to the smoke.

TASK: Disrupt Defensive Preparations (5-OPFOR-0018)

CONDITION: The opposing forces (OPFOR) element has located the enemy. Priority intelligence requirements (PIR) and other intelligence requirements obtained by OPFOR patrols indicate that the enemy elements are establishing defensive positions. The OPFOR element has automatic and antiarmor weapons and light mortars.

STANDARD: The OPFOR element disrupts and delays the enemy's defensive preparations. 1. Locates and penetrates the enemy's security system. 2. Forces the enemy to delay defensive preparations. 3. Disrupts the enemy's obstacle preparations.

TASK: Disrupt Quartering Party Operations (5-OPFOR-0017)

CONDITION: The enemy is conducting quartering party operations. It has established an assembly area (AA) but has not moved in the main body.

STANDARD: The opposing forces (OPFOR) element attempts to disrupt quartering party operations and infiltrate the enemy's AA. 1. Locates the quartering party and the AA. 2. Surprises the main body. 3. Penetrates the AA with squad-size probes. 4. Inflicts personnel casualties and vehicle damage. 5. Disrupts the unit's preparations (prevents or delays beyond the unit's allotted time).

TASK: Disrupt Enemy Movement and Operations Using Tactical Nuclear Weapons (5-OPFOR-0016)

CONDITION: The opposing forces (OPFOR) element has located the enemy. Priority intelligence requirements (PIR) and other intelligence requirements have been obtained by OPFOR patrols. Tactical nuclear weapons are employed against key locations in the rear area.

STANDARD: The OPFOR element disrupts enemy movement and operations. 1. Disrupts or delays the movement of the enemy's equipment and supplies to the forward areas. 2. Destroys enemy equipment and supplies. 3. Inflicts a high rate of nuclear casualties among the enemy forces. 4. Denies the enemy the use of specified areas. 5. Contaminates the enemy's equipment and supplies.

TASK: Disrupt Assembly Area (AA) Activities (5-OPFOR-0013)

CONDITION: Intelligence reports indicate that platoon- and company-size enemy units are operating in the opposing forces (OPFOR) area of operations. Enemy units can defend from AAs with direct fire, antiarmor weapons, and indirect fire. The enemy has close air support (CAS) and nuclear, biological, and chemical (NBC) capabilities.

STANDARD: The OPFOR element locates and disrupts the enemy's AA activities. 1. Locates the element's AA. 2. Probes the AA with squad- or team-size elements. 3. Inflicts more than 5 percent casualties on the element. 4. Disrupts the element's preparations (prevents or delays beyond the element's allotted time).

TASK: Disrupt Enemy Movement and Operations Using Persistent and Nonpersistent Chemical Weapons (5-OPFOR-0015)

CONDITION: The opposing forces (OPFOR) element has located the enemy. Priority intelligence requirements (PIR) and other intelligence requirements have been obtained by OPFOR patrols. The OPFOR units deliver chemical agents, by means of conventional artillery weapons or aircraft, along selected supply routes and key bases in the rear area.

STANDARD: The OPFOR element disrupts enemy movement and operations using persistent and nonpersistent chemical weapons. 1. Delivers chemical agents in low and densely wooded areas. 2. Delays the movement of enemy supplies and equipment to the forward areas. 3. Restricts the movement of the enemy units in the rear area. 4. Channels the movement of enemy units into predesignated ambush areas. 5. Contaminates enemy supplies and equipment. 6. Inflicts a high rate of casualties on enemy forces.

TASK: Counter Passage of Lines (5-OPFOR-0012)

CONDITION: Enemy forces are in defensive positions, but they are expected to attempt passage-of-lines operations. The opposing forces (OPFOR) received orders to disrupt enemy passage-of-lines operations.

STANDARD: The OPFOR element delays or prevents enemy passage of lines. 1. Delays the passage. 2. Prevents the company from moving all personnel through the stationary unit. 3. Engages the main body of either the moving or the stationary unit.

TASK: Conduct Air Attacks (5-OPFOR-0002)

CONDITION: The opposing forces (OPFOR) element in the rear area has forwarded the positions of the enemy support sites or the locations of moving elements. The OPFOR aircraft have been dispatched to attack enemy installations or convoys.

STANDARD: The OPFOR element attempts to delay, disrupt, or damage the enemy targets by air. 1. Locates the target (support sites or convoys). 2. Makes attack runs on the designated targets. 3. Inflicts heavy damage to the selected target. 4. Sustains no loss of aircraft. 5. Delays moving the force for more than one hour.

TASK: Surrender to the Capturing Unit on the Battlefield (5-OPFOR-0024)

CONDITION: The enemy has captured opposing forces (OPFOR) element's soldiers, documents, and equipment sensitive to the OPFOR tactical operations.

STANDARD: The OPFOR soldiers retain or destroy documents and equipment. The OPFOR element surrenders the documents and the equipment of no tactical use to the enemy and attempts to conceal or destroy items of tactical value. The OPFOR element attempts escape and evasion. 1. Prevents the successful capture of the documents and the equipment. 2. Destroys the documents and the equipment. 3. Removes identifying markings from the equipment. 4. Removes unit-identifying insignia. 5. Provides misleading information. 6. Plans an escape. 7. Delays movement to the nearest collection point. 8. Prevents safeguarding of the enemy prisoners of war (EPWs) in order to cause embarrassment to the United States (US).

TASK: Conduct a Raid (5-OPFOR-0004)

CONDITION: The opposing forces (OPFOR) element has occupied an objective rally point and has orders to conduct a raid on a combat service support (CSS) base.

STANDARD: The OPFOR element infiltrates the enemy's base and destroys all of the targets. 1. Surprises the enemy forces. 2. Assaults the support base and accomplishes the assigned tasks. 3. Destroys the specified equipment and supplies. 4. Avoids being decisively engaged. 5. Withdraws all personnel from the objective areas within the time prescribed. 6. Obtains all priority intelligence requirements (PIR) from the raid site. 7. Sustains only light casualties from enemy fire.

TASK: Attack (5-OPFOR-0001)

CONDITION: The opposing forces (OPFOR) element has located the enemy. The priority intelligence requirements (PIR) and the other intelligence requirements have been obtained by OPFOR patrols. The OPFOR element has automatic and antiarmor weapons and light mortars.

STANDARD: The OPFOR element attempts to seize the terrain, the vehicles, or the equipment. 1. Develops an attack plan. 2. Surprises the enemy unit's main body. 3. Initiates the attack using a scheme of maneuver that exploits the enemy's flanks, gaps, and weaknesses. 4. Uses covered and concealed routes to approach the enemy forces' flanks, gaps, or weakly held areas. 5. Employs indirect fire to support the attack. 6. Penetrates enemy defenses. 7. Destroys the equipment and the supplies. 8. Inflicts heavy casualties. 9. Isolates the combat service support (CSS) base by blocking the reinforcements. 10. Forces the enemy units to displace. 11. Avoids being fixed in one position. 12. Withdraws before the CSS base is reinforced with tactical combat forces.

TASK: Conduct Sniper Operations (5-OPFOR-0006)

CONDITION: The opposing forces (OPFOR) element has assigned snipers (regular or irregular elements) in the enemy's rear area along the main supply route (MSR) and near support sites.

STANDARD: The OPFOR element kills or wounds targets. 1. Sets up a well-concealed location. 2. Engages vehicle drivers or personnel on foot with short bursts of semiautomatic fire. 3. Kills or wounds selected targets. 4. Prevents the position from being discovered by enemy forces. 5. Evacuates the area without being spotted. 6. Reports all specified priority intelligence requirements (PIR) and other intelligence requirements to the OPFOR headquarters (HQ).

TASK: Defend a Minefield (5-OPFOR-0023)

CONDITION: The enemy is conducting a minefield sweeping operation. The opposing forces (OPFOR) element has a minefield placed in the enemy's path. The minefield is under constant observation and fire.

STANDARD: The OPFOR element defends a minefield against an enemy element conducting a minefield sweeping operation. 1. Prevents the unit from detecting the obstacle. 2. Disrupts the minefield sweeping operation. 3. Prevents the unit from conducting the minefield sweeping operation, prevents the unit from moving all personnel through the breach, or delays the completion of the minefield sweeping operation for more than 45 minutes.

TASK: Maintain Contact (5-OPFOR-0003)

CONDITION: The opposing forces (OPFOR) element is engaged with enemy base-defense forces. The enemy forces are withdrawing under pressure.

STANDARD: The OPFOR element maintains enemy contact while the enemy withdraws. 1. Engages the enemy forces decisively. 2. Advances the OPFOR as the enemy forces withdraw. 3. Inflicts heavy casualties. 4. Captures the members of the enemy force. 5. Captures documents and equipment. 6. Safeguards the captured documents, the equipment, and the personnel.

TASK: Conduct an Ambush (5-OPFOR-0007)

CONDITION: The enemy is moving in a convoy. The opposing forces (OPFOR) element is positioned along the enemy's route.

STANDARD: The OPFOR element inflicts casualties on the enemy and causes vehicle and equipment damage. 1. Prepares an ambush site before the element arrives. 2. Surprises march element forces. 3. Inflicts heavy casualties within the designated kill zone. 4. Inflicts heavy damage to the vehicles and the equipment within the designated kill zone. 5. Delays the march element from reaching a specified destination for a specified period of time. 6. Withdraws on order. 7. Sustains no casualties. 8. Reports actions to superiors.

TASK: Disrupt an Engineer Reconnaissance (5-OPFOR-0022)

CONDITION: The enemy is conducting an engineer reconnaissance. The opposing forces (OPFOR) element is positioned along the enemy's route.

STANDARD: The OPFOR element disrupts an engineer reconnaissance. 1. Prevents the unit from meeting its specified time schedule. 2. Forces the unit to deviate from its specified route. 3. Prevents the unit from accomplishing its assigned engineer reconnaissance. 4. Surprises the unit conducting the reconnaissance.

ELEMENT: Engineer Battalion (Combat)(Heavy)

TASK: Conduct Base Cluster Operations (05-1-0039)
(FM 3-90)

ITERATION: 1 2 3 4 5 (Circle)

COMMANDER/LEADER ASSESSMENT: T P U (Circle)

CONDITIONS: The battalion is in the division rear, corps rear, or communications zone (COMMZ) under a level I, II, or III threat. The battalion commander is the base cluster commander and receives guidance from the rear area operations center (RAOC) on the geographical area of the cluster and the bases located in the cluster. This task should not be trained in MOPP4.

TASK STANDARDS: The battalion implements control measures ensuring continuous coordination and communication. It defends the base cluster without incurring casualties or damage due to an inadequate defensive plan or defensive measures.

TASK STEPS AND PERFORMANCE MEASURES	GO	NO-GO
<p>* 1. The base cluster commander, aided by the staff, organizes the defense for the bases in the cluster.</p> <ul style="list-style-type: none"> a. Conducted an assessment of the strengths and weaknesses of base defenses. b. Ensured that obstacles and all other defensive measures were used. c. Requested, through the base defense liaison team (BDLT), repositioning of bases unable to provide mutual support. d. Specified the closure time for bases requiring repositioning. <p>2. The unit establishes a base cluster operations center (BCOC).</p> <ul style="list-style-type: none"> a. Collocated the BCOC with the main battalion command post (CP). b. Arranged liaison with the bases in the cluster. c. Maintained a current map on rear battle operations for the cluster area of operations (AO). d. Kept the RAOC, as well as the supporting military police (MP) unit, informed of rear battle operations within the cluster. <p>3. The BCOC develops a base cluster defense plan.</p> <ul style="list-style-type: none"> a. Obtained base defense plans from the bases in the cluster. b. Reviewed the base defense plans to ensure their compatibility with the base cluster defense plan. c. Incorporated fire support, reaction forces, MP assistance, internal command and control, and initial defensive response against an enemy attack. d. Provided a copy (and changes) of the base cluster defense plan to the supporting RAOC through the BDLT. <p>4. The base defense operations center (BDOC) establishes and maintains continuous communications with the BCOC.</p> <ul style="list-style-type: none"> a. Established field telephone (wire) communications with the BCOCs (primary). b. Obtained radio call signs and frequencies of the bases (alternate). c. Prepared and maintained access rosters for personnel authorized to pick up and carry message traffic. 		

TASK STEPS AND PERFORMANCE MEASURES	GO	NO-GO
5. The BDOC establishes and maintains continuous communications with the supporting RAOC using organic communications equipment or a relay with other units in the rear battle net. 6. The BCOC controls the defense of the base cluster when under attack. <ol style="list-style-type: none"> a. Coordinated the use and deployment of base cluster reaction forces. b. Requested, through the BDLT, the support of adjoining units, MPs, or the tactical combat force. c. Coordinated the use of the MPs or the tactical combat force with the BDLT and the RAOC, when required. d. Coordinated the employment of the base cluster reaction forces, MPs, or the tactical combat force with the supported BDOC. 		

TASK PERFORMANCE / EVALUATION SUMMARY BLOCK							
ITERATION	1	2	3	4	5		TOTAL
TOTAL TASK STEPS EVALUATED							
TOTAL TASK STEPS "GO"							
TRAINING STATUS "GO"/"NO-GO"							

"*" indicates a leader task step.

SUPPORTING INDIVIDUAL TASKS: NONE

SUPPORTING COLLECTIVE TASKS: NONE

OPFOR TASKS AND STANDARDS

TASK: Disrupt Movement (5-OPFOR-0014)

CONDITION: The enemy is expected to move through the opposing forces (OPFOR) element's area of operations. The OPFOR element has received an operation order (OPORD) or fragmentary order (FRAGO) to disrupt enemy movement. The enemy has the capability to defend with direct fire and antiarmor weapons.

STANDARD: The OPFOR element delays enemy movement. 1. Delays the element. 2. Forces the element to deviate from its route. 3. Prevents the element from reaching its destination. 4. Surprises the element's main body.

TASK: Defeat Obstacles (5-OPFOR-0009)

CONDITION: The opposing forces (OPFOR) element encounters an obstacle that blocks the avenue of approach as it advances upon the enemy forces.

STANDARD: The OPFOR element bypasses or breaches the enemy obstacle. 1. Detects the obstacle before halting its main body. 2. Defeats the obstacle. a. Bypasses the obstacle without entering the engagement areas. b. Breaches the obstacle within 45 minutes and passes its entire force through the obstacle. 3. Does not incur degradation to the point that the mission must be discontinued.

TASK: Disrupt a Route Reconnaissance (5-OPFOR-0021)

CONDITION: The enemy is conducting a route reconnaissance. The opposing forces (OPFOR) element is positioned along the enemy's route.

STANDARD: The OPFOR element attempts to disrupt a squad/section conducting a route reconnaissance. 1. Prevents the unit from meeting its specified time schedule. 2. Forces the unit to deviate from its specified route. 3. Prevents the unit from reaching its assigned destination. 4. Surprises the squad/section. 5. Inflicts casualties on the unit.

TASK: Conduct Terrorist and Saboteur Attacks (5-OPFOR-0005)

CONDITION: The opposing forces (OPFOR) element dispatches small teams into the enemy's rear area to disrupt combat service support (CSS) operations.

STANDARD: The enemy sustains disrupted command and control (C2), destroyed equipment and supplies, and light casualties. 1. Locates rear support bases and C2 facilities. 2. Delays and disrupts CSS operations through probes. 3. Infiltrates CSS bases to conduct sabotage and terrorist activities. 4. Inflicts light casualties. 5. Destroys supplies and equipment.

TASK: Disrupt a Net Control Station (NCS) (5-OPFOR-0019)

CONDITION: The enemy has established a NCS. The opposing forces (OPFOR) element has radio and jamming equipment.

STANDARD: The OPFOR element attempts to disrupt an NCS. 1. Attempts to locate the radio frequency that the unit is operating on. 2. Attempts to enter the radio net. 3. Attempts to issue "bogus" orders to a unit on the net. 4. Jams the radio frequency and forces the unit to go to an alternate frequency.

TASK: Disrupt Construction of Vehicle Fighting Positions (5-OPFOR-0020)

CONDITION: The opposing forces (OPFOR) element has located the enemy. The priority intelligence requirements (PIR) and other intelligence obtained by OPFOR patrols indicate the enemy is constructing vehicle fighting positions within its defensive area. The OPFOR element has automatic and antiarmor weapons and light mortars.

STANDARD: The OPFOR element attempts to disrupt the enemy's efforts to establish vehicle fighting positions. 1. Locates the defensive area. 2. Surprises the main body. 3. Penetrates the defensive area with squad-size probes. 4. Inflicts casualties on the unit. 5. Destroys vehicles. 6. Disrupts the unit's preparations (prevents or delays beyond the unit's allotted time).

TASK: Conduct an Aerial Reconnaissance (5-OPFOR-0010)

CONDITION: The opposing forces (OPFOR) headquarters (HQ) element requires intelligence on the locations and identification of the enemy elements. Aircraft is dispatched to take photographs and make a visual inspection of the enemy rear area.

STANDARD: The OPFOR element gathers photograph intelligence of the enemy. 1. Photographs the assigned sectors. 2. Makes quick visual checks where the ceiling is low. 3. Locates enemy positions in the area, particularly support and storage bases, and command and control (C2) facilities. 4. Sustains no loss of aircraft. 5. Reports priority intelligence requirements (PIR) and other information requirements to the OPFOR HQ.

TASK: Conduct an Attack (5-OPFOR-0008)

CONDITION: The enemy is conducting tactical operations. The opposing forces (OPFOR) element receives orders to attack the enemy, the area of occupation, or the main supply route (MSR) with smoke.

STANDARD: The OPFOR element disrupts the enemy's movement and smoke operations. 1. Determines the delivery method of the smoke attack. 2. Locates the target. 3. Delivers the smoke attack downwind. 4. Attacks the enemy with smoke, and surge attacks when the enemy responds to the smoke.

TASK: Disrupt Defensive Preparations (5-OPFOR-0018)

CONDITION: The opposing forces (OPFOR) element has located the enemy. Priority intelligence requirements (PIR) and other intelligence requirements obtained by OPFOR patrols indicate that the enemy elements are establishing defensive positions. The OPFOR element has automatic and antiarmor weapons and light mortars.

STANDARD: The OPFOR element disrupts and delays the enemy's defensive preparations. 1. Locates and penetrates the enemy's security system. 2. Forces the enemy to delay defensive preparations. 3. Disrupts the enemy's obstacle preparations.

TASK: Disrupt Quartering Party Operations (5-OPFOR-0017)

CONDITION: The enemy is conducting quartering party operations. It has established an assembly area (AA) but has not moved in the main body.

STANDARD: The opposing forces (OPFOR) element attempts to disrupt quartering party operations and infiltrate the enemy's AA. 1. Locates the quartering party and the AA. 2. Surprises the main body. 3. Penetrates the AA with squad-size probes. 4. Inflicts personnel casualties and vehicle damage. 5. Disrupts the unit's preparations (prevents or delays beyond the unit's allotted time).

TASK: Disrupt Enemy Movement and Operations Using Tactical Nuclear Weapons (5-OPFOR-0016)

CONDITION: The opposing forces (OPFOR) element has located the enemy. Priority intelligence requirements (PIR) and other intelligence requirements have been obtained by OPFOR patrols. Tactical nuclear weapons are employed against key locations in the rear area.

STANDARD: The OPFOR element disrupts enemy movement and operations. 1. Disrupts or delays the movement of the enemy's equipment and supplies to the forward areas. 2. Destroys enemy equipment and supplies. 3. Inflicts a high rate of nuclear casualties among the enemy forces. 4. Denies the enemy the use of specified areas. 5. Contaminates the enemy's equipment and supplies.

TASK: Disrupt Assembly Area (AA) Activities (5-OPFOR-0013)

CONDITION: Intelligence reports indicate that platoon- and company-size enemy units are operating in the opposing forces (OPFOR) area of operations. Enemy units can defend from AAs with direct fire, antiarmor weapons, and indirect fire. The enemy has close air support (CAS) and nuclear, biological, and chemical (NBC) capabilities.

STANDARD: The OPFOR element locates and disrupts the enemy's AA activities. 1. Locates the element's AA. 2. Probes the AA with squad- or team-size elements. 3. Inflicts more than 5 percent casualties on the element. 4. Disrupts the element's preparations (prevents or delays beyond the element's allotted time).

TASK: Disrupt Enemy Movement and Operations Using Persistent and Nonpersistent Chemical Weapons (5-OPFOR-0015)

CONDITION: The opposing forces (OPFOR) element has located the enemy. Priority intelligence requirements (PIR) and other intelligence requirements have been obtained by OPFOR patrols. The OPFOR units deliver chemical agents, by means of conventional artillery weapons or aircraft, along selected supply routes and key bases in the rear area.

STANDARD: The OPFOR element disrupts enemy movement and operations using persistent and nonpersistent chemical weapons. 1. Delivers chemical agents in low and densely wooded areas. 2. Delays the movement of enemy supplies and equipment to the forward areas. 3. Restricts the movement of the enemy units in the rear area. 4. Channels the movement of enemy units into predesignated ambush areas. 5. Contaminates enemy supplies and equipment. 6. Inflicts a high rate of casualties on enemy forces.

TASK: Counter Passage of Lines (5-OPFOR-0012)

CONDITION: Enemy forces are in defensive positions, but they are expected to attempt passage-of-lines operations. The opposing forces (OPFOR) received orders to disrupt enemy passage-of-lines operations.

STANDARD: The OPFOR element delays or prevents enemy passage of lines. 1. Delays the passage. 2. Prevents the company from moving all personnel through the stationary unit. 3. Engages the main body of either the moving or the stationary unit.

TASK: Conduct Air Attacks (5-OPFOR-0002)

CONDITION: The opposing forces (OPFOR) element in the rear area has forwarded the positions of the enemy support sites or the locations of moving elements. The OPFOR aircraft have been dispatched to attack enemy installations or convoys.

STANDARD: The OPFOR element attempts to delay, disrupt, or damage the enemy targets by air. 1. Locates the target (support sites or convoys). 2. Makes attack runs on the designated targets. 3. Inflicts heavy damage to the selected target. 4. Sustains no loss of aircraft. 5. Delays moving the force for more than one hour.

TASK: Surrender to the Capturing Unit on the Battlefield (5-OPFOR-0024)

CONDITION: The enemy has captured opposing forces (OPFOR) element's soldiers, documents, and equipment sensitive to the OPFOR tactical operations.

STANDARD: The OPFOR soldiers retain or destroy documents and equipment. The OPFOR element surrenders the documents and the equipment of no tactical use to the enemy and attempts to conceal or destroy items of tactical value. The OPFOR element attempts escape and evasion. 1. Prevents the successful capture of the documents and the equipment. 2. Destroys the documents and the equipment. 3. Removes identifying markings from the equipment. 4. Removes unit-identifying insignia. 5. Provides misleading information. 6. Plans an escape. 7. Delays movement to the nearest collection point. 8. Prevents safeguarding of the enemy prisoners of war (EPWs) in order to cause embarrassment to the United States (US).

TASK: Conduct a Raid (5-OPFOR-0004)

CONDITION: The opposing forces (OPFOR) element has occupied an objective rally point and has orders to conduct a raid on a combat service support (CSS) base.

STANDARD: The OPFOR element infiltrates the enemy's base and destroys all of the targets. 1. Surprises the enemy forces. 2. Assaults the support base and accomplishes the assigned tasks. 3. Destroys the specified equipment and supplies. 4. Avoids being decisively engaged. 5. Withdraws all personnel from the objective areas within the time prescribed. 6. Obtains all priority intelligence requirements (PIR) from the raid site. 7. Sustains only light casualties from enemy fire.

TASK: Attack (5-OPFOR-0001)

CONDITION: The opposing forces (OPFOR) element has located the enemy. The priority intelligence requirements (PIR) and the other intelligence requirements have been obtained by OPFOR patrols. The OPFOR element has automatic and antiarmor weapons and light mortars.

STANDARD: The OPFOR element attempts to seize the terrain, the vehicles, or the equipment. 1. Develops an attack plan. 2. Surprises the enemy unit's main body. 3. Initiates the attack using a scheme of maneuver that exploits the enemy's flanks, gaps, and weaknesses. 4. Uses covered and concealed routes to approach the enemy forces' flanks, gaps, or weakly held areas. 5. Employs indirect fire to support the attack. 6. Penetrates enemy defenses. 7. Destroys the equipment and the supplies. 8. Inflicts heavy casualties. 9. Isolates the combat service support (CSS) base by blocking the reinforcements. 10. Forces the enemy units to displace. 11. Avoids being fixed in one position. 12. Withdraws before the CSS base is reinforced with tactical combat forces.

TASK: Conduct Sniper Operations (5-OPFOR-0006)

CONDITION: The opposing forces (OPFOR) element has assigned snipers (regular or irregular elements) in the enemy's rear area along the main supply route (MSR) and near support sites.

STANDARD: The OPFOR element kills or wounds targets. 1. Sets up a well-concealed location. 2. Engages vehicle drivers or personnel on foot with short bursts of semiautomatic fire. 3. Kills or wounds selected targets. 4. Prevents the position from being discovered by enemy forces. 5. Evacuates the area without being spotted. 6. Reports all specified priority intelligence requirements (PIR) and other intelligence requirements to the OPFOR headquarters (HQ).

TASK: Defend a Minefield (5-OPFOR-0023)

CONDITION: The enemy is conducting a minefield sweeping operation. The opposing forces (OPFOR) element has a minefield placed in the enemy's path. The minefield is under constant observation and fire.

STANDARD: The OPFOR element defends a minefield against an enemy element conducting a minefield sweeping operation. 1. Prevents the unit from detecting the obstacle. 2. Disrupts the minefield sweeping operation. 3. Prevents the unit from conducting the minefield sweeping operation, prevents the unit from moving all personnel through the breach, or delays the completion of the minefield sweeping operation for more than 45 minutes.

TASK: Maintain Contact (5-OPFOR-0003)

CONDITION: The opposing forces (OPFOR) element is engaged with enemy base-defense forces. The enemy forces are withdrawing under pressure.

STANDARD: The OPFOR element maintains enemy contact while the enemy withdraws. 1. Engages the enemy forces decisively. 2. Advances the OPFOR as the enemy forces withdraw. 3. Inflicts heavy casualties. 4. Captures the members of the enemy force. 5. Captures documents and equipment. 6. Safeguards the captured documents, the equipment, and the personnel.

TASK: Conduct an Ambush (5-OPFOR-0007)

CONDITION: The enemy is moving in a convoy. The opposing forces (OPFOR) element is positioned along the enemy's route.

STANDARD: The OPFOR element inflicts casualties on the enemy and causes vehicle and equipment damage. 1. Prepares an ambush site before the element arrives. 2. Surprises march element forces. 3. Inflicts heavy casualties within the designated kill zone. 4. Inflicts heavy damage to the vehicles and the equipment within the designated kill zone. 5. Delays the march element from reaching a specified destination for a specified period of time. 6. Withdraws on order. 7. Sustains no casualties. 8. Reports actions to superiors.

TASK: Disrupt an Engineer Reconnaissance (5-OPFOR-0022)

CONDITION: The enemy is conducting an engineer reconnaissance. The opposing forces (OPFOR) element is positioned along the enemy's route.

STANDARD: The OPFOR element disrupts an engineer reconnaissance. 1. Prevents the unit from meeting its specified time schedule. 2. Forces the unit to deviate from its specified route. 3. Prevents the unit from accomplishing its assigned engineer reconnaissance. 4. Surprises the unit conducting the reconnaissance.

ELEMENT: S3 Section

TASK: Control Airfield Damage Repair Operations (05-1-0045)
 (FM 5-430-00-1) (FM 5-430-00-2)

ITERATION: 1 2 3 4 5 (Circle)

COMMANDER/LEADER ASSESSMENT: T P U (Circle)

CONDITIONS: The battalion is conducting continuous tactical operations and has received the mission of repairing a damaged airfield. This task should not be trained in MOPP4.

TASK STANDARDS: Coordinate equipment and personnel to complete repairs to allow C-130 landings.

TASK STEPS AND PERFORMANCE MEASURES	GO	NO-GO
<p>* 1. The Operations and Training Officer (US Army) (S3) sends an assessment team to identify the damages and repair requirements. The team consists of--</p> <ul style="list-style-type: none"> a. At least two personnel, one from the S3 section and one from the unit, designated to repair the airfield. b. Military occupational specialty (MOS-) qualified or experienced personnel to make a valid estimate of the required repair. <p>2. The assessment team identifies the extent of the damage and estimates repair requirements.</p> <ul style="list-style-type: none"> a. Identified the extent of the damage. b. Determined the extent of the required repair. c. Communicated identified repair requirements as soon as possible to reduce the disruption caused by the damage. d. Determined if explosive ordnance disposal (EOD) was required. <p>3. The S3 issues the warning order to the unit designated to conduct repairs.</p> <ul style="list-style-type: none"> a. Clarified questions. b. Gave time and location of operation order (OPORD). <p>4. The S3 coordinates with the Supply Officer (US Army) (S4) to acquire the necessary material.</p> <ul style="list-style-type: none"> a. Ensured that the mission order was a fragmentary order (FRAGO) or an OPORD, depending on the complexity of the mission and the time available. b. Ensured that key leaders were available when mission order was issued. <p>5. The staff sections support the unit designated to conduct repair. The staff--</p> <ul style="list-style-type: none"> a. Ensured that enough material was requested to complete the mission. b. Coordinated with the repair unit for the pick up of the material. c. Coordinated all additional resources the repair units needed. <p>6. The S3 monitors the progress of the mission and conducts quality assurance.</p> <ul style="list-style-type: none"> a. Ensured quality workmanship. <ul style="list-style-type: none"> (1) Removed any water in the crater before repairing. (2) Compacted debris and backfilled to specified standards. (3) Filled low spots. (4) Placed an impervious membrane on top of debris when the sand-grid method was used. (5) Placed two layers of sand grid on top of each crater. b. Ensured safety procedures were followed. <ul style="list-style-type: none"> (1) Personnel working with Sikikal followed all safety precautions. 		

TASK STEPS AND PERFORMANCE MEASURES	GO	NO-GO
(2) Reported post status per unit's standing operating procedure (SOP). c. Took action when timely completion of the mission was at risk. (1) Determined cause of delay. (2) Rectified the situation. d. Briefed the battalion commander and kept him informed of the status of the mission. (1) Determined the cause of delay. (2) Rectified the situation. 7. Upon completion of the mission the S3 conducts an inspection to ensure that the airfield is capable of supporting C-130 aircraft. a. Ensured that the minimum operating strips were at least 7,000 feet long and 90 feet wide. b. Verified that access routes were at least 25 feet wide.		

TASK PERFORMANCE / EVALUATION SUMMARY BLOCK							
ITERATION	1	2	3	4	5		TOTAL
TOTAL TASK STEPS EVALUATED							
TOTAL TASK STEPS "GO"							
TRAINING STATUS "GO"/"NO-GO"							

"*" indicates a leader task step.

SUPPORTING INDIVIDUAL TASKS: NONE

SUPPORTING COLLECTIVE TASKS: NONE

OPFOR TASKS AND STANDARDS

TASK: Conduct Sniper Operations (5-OPFOR-0006)

CONDITION: The opposing forces (OPFOR) element has assigned snipers (regular or irregular elements) in the enemy's rear area along the main supply route (MSR) and near support sites.

STANDARD: The OPFOR element kills or wounds targets. 1. Sets up a well-concealed location. 2. Engages vehicle drivers or personnel on foot with short bursts of semiautomatic fire. 3. Kills or wounds selected targets. 4. Prevents the position from being discovered by enemy forces. 5. Evacuates the area without being spotted. 6. Reports all specified priority intelligence requirements (PIR) and other intelligence requirements to the OPFOR headquarters (HQ).

TASK: Conduct an Attack (5-OPFOR-0008)

CONDITION: The enemy is conducting tactical operations. The opposing forces (OPFOR) element receives orders to attack the enemy, the area of occupation, or the main supply route (MSR) with smoke.

STANDARD: The OPFOR element disrupts the enemy's movement and smoke operations. 1. Determines the delivery method of the smoke attack. 2. Locates the target. 3. Delivers the smoke attack downwind. 4. Attacks the enemy with smoke, and surge attacks when the enemy responds to the smoke.

TASK: Gather Intelligence (5-OPFOR-0011)

CONDITION: The opposing forces (OPFOR) small element, operating in the rear area, is planning attacks on enemy bases. Information is needed to complete the plans.

STANDARD: The OPFOR element infiltrates, gathers intelligence information, and submits its findings to the command. 1. Identifies all priority intelligence requirements (PIR) and other intelligence requirements. 2. Passes through any outpost, defensive wire, or warning devices undetected. 3. Moves to an observation point that offers cover and concealment and is clear enough to gather PIR and other intelligence requirements. 4. Gathers all PIR and other intelligence requirements. 5. Withdraws from the area undetected. 6. Reports all information to the OPFOR headquarters (HQ).

TASK: Disrupt Movement (5-OPFOR-0014)

CONDITION: The enemy is expected to move through the opposing forces (OPFOR) element's area of operations. The OPFOR element has received an operation order (OPORD) or fragmentary order (FRAGO) to disrupt enemy movement. The enemy has the capability to defend with direct fire and antiarmor weapons.

STANDARD: The OPFOR element delays enemy movement. 1. Delays the element. 2. Forces the element to deviate from its route. 3. Prevents the element from reaching its destination. 4. Surprises the element's main body.

TASK: Disrupt Defensive Preparations (5-OPFOR-0018)

CONDITION: The opposing forces (OPFOR) element has located the enemy. Priority intelligence requirements (PIR) and other intelligence requirements obtained by OPFOR patrols indicate that the enemy elements are establishing defensive positions. The OPFOR element has automatic and antiarmor weapons and light mortars.

STANDARD: The OPFOR element disrupts and delays the enemy's defensive preparations. 1. Locates and penetrates the enemy's security system. 2. Forces the enemy to delay defensive preparations. 3. Disrupts the enemy's obstacle preparations.

TASK: Surrender to the Capturing Unit on the Battlefield (5-OPFOR-0024)

CONDITION: The enemy has captured opposing forces (OPFOR) element's soldiers, documents, and equipment sensitive to the OPFOR tactical operations.

STANDARD: The OPFOR soldiers retain or destroy documents and equipment. The OPFOR element surrenders the documents and the equipment of no tactical use to the enemy and attempts to conceal or destroy items of tactical value. The OPFOR element attempts escape and evasion. 1. Prevents the successful capture of the documents and the equipment. 2. Destroys the documents and the equipment. 3. Removes identifying markings from the equipment. 4. Removes unit-identifying insignia. 5. Provides misleading information. 6. Plans an escape. 7. Delays movement to the nearest collection point. 8. Prevents safeguarding of the enemy prisoners of war (EPWs) in order to cause embarrassment to the United States (US).

TASK: Defeat Obstacles (5-OPFOR-0009)

CONDITION: The opposing forces (OPFOR) element encounters an obstacle that blocks the avenue of approach as it advances upon the enemy forces.

STANDARD: The OPFOR element bypasses or breaches the enemy obstacle. 1. Detects the obstacle before halting its main body. 2. Defeats the obstacle. a. Bypasses the obstacle without entering the engagement areas. b. Breaches the obstacle within 45 minutes and passes its entire force through the obstacle. 3. Does not incur degradation to the point that the mission must be discontinued.

TASK: Disrupt a Net Control Station (NCS) (5-OPFOR-0019)

CONDITION: The enemy has established a NCS. The opposing forces (OPFOR) element has radio and jamming equipment.

STANDARD: The OPFOR element attempts to disrupt an NCS. 1. Attempts to locate the radio frequency that the unit is operating on. 2. Attempts to enter the radio net. 3. Attempts to issue "bogus" orders to a unit on the net. 4. Jams the radio frequency and forces the unit to go to an alternate frequency.

TASK: Conduct Terrorist and Saboteur Attacks (5-OPFOR-0005)

CONDITION: The opposing forces (OPFOR) element dispatches small teams into the enemy's rear area to disrupt combat service support (CSS) operations.

STANDARD: The enemy sustains disrupted command and control (C2), destroyed equipment and supplies, and light casualties. 1. Locates rear support bases and C2 facilities. 2. Delays and disrupts CSS operations through probes. 3. Infiltrates CSS bases to conduct sabotage and terrorist activities. 4. Inflicts light casualties. 5. Destroys supplies and equipment.

TASK: Disrupt Assembly Area (AA) Activities (5-OPFOR-0013)

CONDITION: Intelligence reports indicate that platoon- and company-size enemy units are operating in the opposing forces (OPFOR) area of operations. Enemy units can defend from AAs with direct fire, antiarmor weapons, and indirect fire. The enemy has close air support (CAS) and nuclear, biological, and chemical (NBC) capabilities.

STANDARD: The OPFOR element locates and disrupts the enemy's AA activities. 1. Locates the element's AA. 2. Probes the AA with squad- or team-size elements. 3. Inflicts more than 5 percent casualties on the element. 4. Disrupts the element's preparations (prevents or delays beyond the element's allotted time).

TASK: Disrupt a Route Reconnaissance (5-OPFOR-0021)

CONDITION: The enemy is conducting a route reconnaissance. The opposing forces (OPFOR) element is positioned along the enemy's route.

STANDARD: The OPFOR element attempts to disrupt a squad/section conducting a route reconnaissance. 1. Prevents the unit from meeting its specified time schedule. 2. Forces the unit to deviate from its specified route. 3. Prevents the unit from reaching its assigned destination. 4. Surprises the squad/section. 5. Inflicts casualties on the unit.

TASK: Disrupt Construction of Vehicle Fighting Positions (5-OPFOR-0020)

CONDITION: The opposing forces (OPFOR) element has located the enemy. The priority intelligence requirements (PIR) and other intelligence obtained by OPFOR patrols indicate the enemy is constructing vehicle fighting positions within its defensive area. The OPFOR element has automatic and antiarmor weapons and light mortars.

STANDARD: The OPFOR element attempts to disrupt the enemy's efforts to establish vehicle fighting positions. 1. Locates the defensive area. 2. Surprises the main body. 3. Penetrates the defensive area with squad-size probes. 4. Inflicts casualties on the unit. 5. Destroys vehicles. 6. Disrupts the unit's preparations (prevents or delays beyond the unit's allotted time).

TASK: Conduct an Aerial Reconnaissance (5-OPFOR-0010)

CONDITION: The opposing forces (OPFOR) headquarters (HQ) element requires intelligence on the locations and identification of the enemy elements. Aircraft is dispatched to take photographs and make a visual inspection of the enemy rear area.

STANDARD: The OPFOR element gathers photograph intelligence of the enemy. 1. Photographs the assigned sectors. 2. Makes quick visual checks where the ceiling is low. 3. Locates enemy positions in the area, particularly support and storage bases, and command and control (C2) facilities. 4. Sustains no loss of aircraft. 5. Reports priority intelligence requirements (PIR) and other information requirements to the OPFOR HQ.

TASK: Disrupt Quartering Party Operations (5-OPFOR-0017)

CONDITION: The enemy is conducting quartering party operations. It has established an assembly area (AA) but has not moved in the main body.

STANDARD: The opposing forces (OPFOR) element attempts to disrupt quartering party operations and infiltrate the enemy's AA. 1. Locates the quartering party and the AA. 2. Surprises the main body. 3. Penetrates the AA with squad-size probes. 4. Inflicts personnel casualties and vehicle damage. 5. Disrupts the unit's preparations (prevents or delays beyond the unit's allotted time).

TASK: Disrupt Enemy Movement and Operations Using Tactical Nuclear Weapons (5-OPFOR-0016)

CONDITION: The opposing forces (OPFOR) element has located the enemy. Priority intelligence requirements (PIR) and other intelligence requirements have been obtained by OPFOR patrols. Tactical nuclear weapons are employed against key locations in the rear area.

STANDARD: The OPFOR element disrupts enemy movement and operations. 1. Disrupts or delays the movement of the enemy's equipment and supplies to the forward areas. 2. Destroys enemy equipment and supplies. 3. Inflicts a high rate of nuclear casualties among the enemy forces. 4. Denies the enemy the use of specified areas. 5. Contaminates the enemy's equipment and supplies.

TASK: Disrupt Enemy Movement and Operations Using Persistent and Nonpersistent Chemical Weapons (5-OPFOR-0015)

CONDITION: The opposing forces (OPFOR) element has located the enemy. Priority intelligence requirements (PIR) and other intelligence requirements have been obtained by OPFOR patrols. The OPFOR units deliver chemical agents, by means of conventional artillery weapons or aircraft, along selected supply routes and key bases in the rear area.

STANDARD: The OPFOR element disrupts enemy movement and operations using persistent and nonpersistent chemical weapons. 1. Delivers chemical agents in low and densely wooded areas. 2. Delays the movement of enemy supplies and equipment to the forward areas. 3. Restricts the movement of the enemy units in the rear area. 4. Channels the movement of enemy units into predesignated ambush areas. 5. Contaminates enemy supplies and equipment. 6. Inflicts a high rate of casualties on enemy forces.

TASK: Counter Passage of Lines (5-OPFOR-0012)

CONDITION: Enemy forces are in defensive positions, but they are expected to attempt passage-of-lines operations. The opposing forces (OPFOR) received orders to disrupt enemy passage-of-lines operations.

STANDARD: The OPFOR element delays or prevents enemy passage of lines. 1. Delays the passage. 2. Prevents the company from moving all personnel through the stationary unit. 3. Engages the main body of either the moving or the stationary unit.

TASK: Conduct Air Attacks (5-OPFOR-0002)

CONDITION: The opposing forces (OPFOR) element in the rear area has forwarded the positions of the enemy support sites or the locations of moving elements. The OPFOR aircraft have been dispatched to attack enemy installations or convoys.

STANDARD: The OPFOR element attempts to delay, disrupt, or damage the enemy targets by air. 1. Locates the target (support sites or convoys). 2. Makes attack runs on the designated targets. 3. Inflicts heavy damage to the selected target. 4. Sustains no loss of aircraft. 5. Delays moving the force for more than one hour.

TASK: Conduct a Raid (5-OPFOR-0004)

CONDITION: The opposing forces (OPFOR) element has occupied an objective rally point and has orders to conduct a raid on a combat service support (CSS) base.

STANDARD: The OPFOR element infiltrates the enemy's base and destroys all of the targets. 1. Surprises the enemy forces. 2. Assaults the support base and accomplishes the assigned tasks. 3. Destroys the specified equipment and supplies. 4. Avoids being decisively engaged. 5. Withdraws all personnel from the objective areas within the time prescribed. 6. Obtains all priority intelligence requirements (PIR) from the raid site. 7. Sustains only light casualties from enemy fire.

TASK: Attack (5-OPFOR-0001)

CONDITION: The opposing forces (OPFOR) element has located the enemy. The priority intelligence requirements (PIR) and the other intelligence requirements have been obtained by OPFOR patrols. The OPFOR element has automatic and antiarmor weapons and light mortars.

STANDARD: The OPFOR element attempts to seize the terrain, the vehicles, or the equipment. 1. Develops an attack plan. 2. Surprises the enemy unit's main body. 3. Initiates the attack using a scheme of maneuver that exploits the enemy's flanks, gaps, and weaknesses. 4. Uses covered and concealed routes to approach the enemy forces' flanks, gaps, or weakly held areas. 5. Employs indirect fire to support the attack. 6. Penetrates enemy defenses. 7. Destroys the equipment and the supplies. 8. Inflicts heavy casualties. 9. Isolates the combat service support (CSS) base by blocking the reinforcements. 10. Forces the enemy units to displace. 11. Avoids being fixed in one position. 12. Withdraws before the CSS base is reinforced with tactical combat forces.

TASK: Defend a Minefield (5-OPFOR-0023)

CONDITION: The enemy is conducting a minefield sweeping operation. The opposing forces (OPFOR) element has a minefield placed in the enemy's path. The minefield is under constant observation and fire.

STANDARD: The OPFOR element defends a minefield against an enemy element conducting a minefield sweeping operation. 1. Prevents the unit from detecting the obstacle. 2. Disrupts the minefield sweeping operation. 3. Prevents the unit from conducting the minefield sweeping operation, prevents the unit from moving all personnel through the breach, or delays the completion of the minefield sweeping operation for more than 45 minutes.

TASK: Maintain Contact (5-OPFOR-0003)

CONDITION: The opposing forces (OPFOR) element is engaged with enemy base-defense forces. The enemy forces are withdrawing under pressure.

STANDARD: The OPFOR element maintains enemy contact while the enemy withdraws. 1. Engages the enemy forces decisively. 2. Advances the OPFOR as the enemy forces withdraw. 3. Inflicts heavy casualties. 4. Captures the members of the enemy force. 5. Captures documents and equipment. 6. Safeguards the captured documents, the equipment, and the personnel.

TASK: Disrupt an Engineer Reconnaissance (5-OPFOR-0022)

CONDITION: The enemy is conducting an engineer reconnaissance. The opposing forces (OPFOR) element is positioned along the enemy's route.

STANDARD: The OPFOR element disrupts an engineer reconnaissance. 1. Prevents the unit from meeting its specified time schedule. 2. Forces the unit to deviate from its specified route. 3. Prevents the unit from accomplishing its assigned engineer reconnaissance. 4. Surprises the unit conducting the reconnaissance.

TASK: Conduct an Ambush (5-OPFOR-0007)

CONDITION: The enemy is moving in a convoy. The opposing forces (OPFOR) element is positioned along the enemy's route.

STANDARD: The OPFOR element inflicts casualties on the enemy and causes vehicle and equipment damage. 1. Prepares an ambush site before the element arrives. 2. Surprises march element forces. 3. Inflicts heavy casualties within the designated kill zone. 4. Inflicts heavy damage to the vehicles and the equipment within the designated kill zone. 5. Delays the march element from reaching a specified destination for a specified period of time. 6. Withdraws on order. 7. Sustains no casualties. 8. Reports actions to superiors.

ELEMENT: S3 Section

TASK: Control Construction Operations (05-1-0715)
(FM 5-412)

ITERATION: 1 2 3 4 5 M (Circle)

COMMANDER/LEADER ASSESSMENT: T P U (Circle)

CONDITIONS: The engineer battalion is conducting continuous tactical operations and receives a construction directive to construct, rehabilitate, or maintain a facility. Some iterations of this task should be performed in MOPP4.

TASK STANDARDS: The unit develops detailed plans for the project, inspects the project for quality control, and ensures that the project is completed on time. The unit turns the project over to the user when completed. The time required to perform this task is increased when conducting it in mission-oriented protection posture (MOPP) 4.

TASK STEPS AND PERFORMANCE MEASURES	GO	NO-GO
<ol style="list-style-type: none"> 1. The unit plans and directs engineer intelligence collection. 2. The Operations and Training Officer (US Army) (S3) section conducts a reconnaissance to determine if the environment will affect construction and if there are existing facilities or natural resources available nearby. <ol style="list-style-type: none"> a. Determined terrain features and their effect on the project. b. Ascertained any problems involved in permitting travel to and from the work site. c. Determined what would be needed to keep the jobsite drained before, during, and after construction. d. Determined the soil type and effort required to allow vehicle traffic and construction. e. Evaluated all existing facilities that could be used. 3. The unit reviews the information obtained from the construction directive, the intelligence report, and the site investigation to develop an operation plan (OPLAN) or administrative/logistical plan. The plan includes all aspects of the project involving administration and logistics. 4. The unit plans the project. <ol style="list-style-type: none"> a. Preliminary plan: Provided a quick overview of assigned tasks and the unit's capacity to accomplish them. b. Detailed plan: Provided an accurate estimate of the materials, labor, and equipment to do each of the subtasks in a construction project. 5. The unit prepares a construction estimate. 6. The unit prepares a construction directive and issues it to construction unit. 7. The unit coordinates additional personnel, equipment, and critical items. 8. The unit monitors construction according to the battalion's standing operating procedure (SOP) and conducts quality assurance inspections. 9. The unit performs a final inspection of the finished construction and turns it over to the user. 		

TASK PERFORMANCE / EVALUATION SUMMARY BLOCK							
ITERATION	1	2	3	4	5	M	TOTAL
TOTAL TASK STEPS EVALUATED							
TOTAL TASK STEPS "GO"							
TRAINING STATUS "GO"/"NO-GO"							

"*" indicates a leader task step.

SUPPORTING INDIVIDUAL TASKS

Task Number	Task Title	References
052-256-4141	Determine Events in a Construction Project	STP 5-62N34-SM-TG
052-256-4144	Execute a Quality Control Plan	STP 5-62N34-SM-TG

SUPPORTING COLLECTIVE TASKS

Task Number	Task Title	References
05-1-0510	Direct Survivability Construction	ARTEP 5-335-60-MTP ARTEP 5-335-66-MTP ARTEP 5-435-66-MTP
05-1-0522	Direct Combat Road/Trail Construction	ARTEP 5-335-60-MTP ARTEP 5-335-66-MTP ARTEP 5-425-66-MTP ARTEP 5-435-66-MTP
05-1-0700	Perform Combat Construction Survey Operations	ARTEP 5-415-66-MTP
05-1-0716	Prepare Construction Estimates	ARTEP 5-415-66-MTP ARTEP 5-500-66-MTP ARTEP 5-520-10-MTP ARTEP 5-520-12-MTP ARTEP 5-520-14-MTP ARTEP 5-530-16-MTP
05-1-0718	Prepare and Issue a Construction Directive	ARTEP 5-415-66-MTP
05-1-0719	Conduct Quality Control Operations	ARTEP 5-415-66-MTP ARTEP 5-500-66-MTP ARTEP 5-520-10-MTP ARTEP 5-520-12-MTP ARTEP 5-520-14-MTP ARTEP 5-530-16-MTP
05-2-0410	Manage Engineer Reconnaissance Operations	ARTEP 5-423-35-MTP ARTEP 5-434-35-MTP ARTEP 5-603-35-MTP ARTEP 5-607-35-MTP ARTEP 5-608-35-MTP
05-3-0412	Conduct a Technical Reconnaissance	ARTEP 5-027-10-MTP ARTEP 5-053-11-MTP ARTEP 5-053-12-MTP ARTEP 5-063-10-MTP ARTEP 5-063-11-MTP ARTEP 5-113-11-MTP ARTEP 5-113-12-MTP ARTEP 5-113-35-MTP

SUPPORTING COLLECTIVE TASKS

Task Number	Task Title	References
		ARTEP 5-157-10-MTP
		ARTEP 5-217-10-MTP
		ARTEP 5-335-70-MTP
		ARTEP 5-337-10-MTP
		ARTEP 5-417-17-MTP
		ARTEP 5-427-10-MTP
		ARTEP 5-437-10-MTP
		ARTEP 5-437-11-MTP
		ARTEP 5-447-10-MTP
		ARTEP 5-447-11-MTP
		ARTEP 5-463-10-MTP
		ARTEP 5-463-12-MTP

OPFOR TASKS AND STANDARDS

TASK: Defeat Obstacles (5-OPFOR-0009)

CONDITION: The opposing forces (OPFOR) element encounters an obstacle that blocks the avenue of approach as it advances upon the enemy forces.

STANDARD: The OPFOR element bypasses or breaches the enemy obstacle. 1. Detects the obstacle before halting its main body. 2. Defeats the obstacle. a. Bypasses the obstacle without entering the engagement areas. b. Breaches the obstacle within 45 minutes and passes its entire force through the obstacle. 3. Does not incur degradation to the point that the mission must be discontinued.

TASK: Disrupt a Route Reconnaissance (5-OPFOR-0021)

CONDITION: The enemy is conducting a route reconnaissance. The opposing forces (OPFOR) element is positioned along the enemy's route.

STANDARD: The OPFOR element attempts to disrupt a squad/section conducting a route reconnaissance. 1. Prevents the unit from meeting its specified time schedule. 2. Forces the unit to deviate from its specified route. 3. Prevents the unit from reaching its assigned destination. 4. Surprises the squad/section. 5. Inflicts casualties on the unit.

TASK: Conduct Terrorist and Saboteur Attacks (5-OPFOR-0005)

CONDITION: The opposing forces (OPFOR) element dispatches small teams into the enemy's rear area to disrupt combat service support (CSS) operations.

STANDARD: The enemy sustains disrupted command and control (C2), destroyed equipment and supplies, and light casualties. 1. Locates rear support bases and C2 facilities. 2. Delays and disrupts CSS operations through probes. 3. Infiltrates CSS bases to conduct sabotage and terrorist activities. 4. Inflicts light casualties. 5. Destroys supplies and equipment.

TASK: Disrupt a Net Control Station (NCS) (5-OPFOR-0019)

CONDITION: The enemy has established a NCS. The opposing forces (OPFOR) element has radio and jamming equipment.

STANDARD: The OPFOR element attempts to disrupt an NCS. 1. Attempts to locate the radio frequency that the unit is operating on. 2. Attempts to enter the radio net. 3. Attempts to issue "bogus" orders to a unit on the net. 4. Jams the radio frequency and forces the unit to go to an alternate frequency.

TASK: Disrupt Construction of Vehicle Fighting Positions (5-OPFOR-0020)

CONDITION: The opposing forces (OPFOR) element has located the enemy. The priority intelligence requirements (PIR) and other intelligence obtained by OPFOR patrols indicate the enemy is constructing vehicle fighting positions within its defensive area. The OPFOR element has automatic and antiarmor weapons and light mortars.

STANDARD: The OPFOR element attempts to disrupt the enemy's efforts to establish vehicle fighting positions. 1. Locates the defensive area. 2. Surprises the main body. 3. Penetrates the defensive area with squad-size probes. 4. Inflicts casualties on the unit. 5. Destroys vehicles. 6. Disrupts the unit's preparations (prevents or delays beyond the unit's allotted time).

TASK: Conduct an Aerial Reconnaissance (5-OPFOR-0010)

CONDITION: The opposing forces (OPFOR) headquarters (HQ) element requires intelligence on the locations and identification of the enemy elements. Aircraft is dispatched to take photographs and make a visual inspection of the enemy rear area.

STANDARD: The OPFOR element gathers photograph intelligence of the enemy. 1. Photographs the assigned sectors. 2. Makes quick visual checks where the ceiling is low. 3. Locates enemy positions in the area, particularly support and storage bases, and command and control (C2) facilities. 4. Sustains no loss of aircraft. 5. Reports priority intelligence requirements (PIR) and other information requirements to the OPFOR HQ.

TASK: Disrupt Defensive Preparations (5-OPFOR-0018)

CONDITION: The opposing forces (OPFOR) element has located the enemy. Priority intelligence requirements (PIR) and other intelligence requirements obtained by OPFOR patrols indicate that the enemy elements are establishing defensive positions. The OPFOR element has automatic and antiarmor weapons and light mortars.

STANDARD: The OPFOR element disrupts and delays the enemy's defensive preparations. 1. Locates and penetrates the enemy's security system. 2. Forces the enemy to delay defensive preparations. 3. Disrupts the enemy's obstacle preparations.

TASK: Disrupt Quartering Party Operations (5-OPFOR-0017)

CONDITION: The enemy is conducting quartering party operations. It has established an assembly area (AA) but has not moved in the main body.

STANDARD: The opposing forces (OPFOR) element attempts to disrupt quartering party operations and infiltrate the enemy's AA. 1. Locates the quartering party and the AA. 2. Surprises the main body. 3. Penetrates the AA with squad-size probes. 4. Inflicts personnel casualties and vehicle damage. 5. Disrupts the unit's preparations (prevents or delays beyond the unit's allotted time).

TASK: Disrupt Movement (5-OPFOR-0014)

CONDITION: The enemy is expected to move through the opposing forces (OPFOR) element's area of operations. The OPFOR element has received an operation order (OPORD) or fragmentary order (FRAGO) to disrupt enemy movement. The enemy has the capability to defend with direct fire and antiarmor weapons.

STANDARD: The OPFOR element delays enemy movement. 1. Delays the element. 2. Forces the element to deviate from its route. 3. Prevents the element from reaching its destination. 4. Surprises the element's main body.

TASK: Disrupt Enemy Movement and Operations Using Tactical Nuclear Weapons (5-OPFOR-0016)

CONDITION: The opposing forces (OPFOR) element has located the enemy. Priority intelligence requirements (PIR) and other intelligence requirements have been obtained by OPFOR patrols. Tactical nuclear weapons are employed against key locations in the rear area.

STANDARD: The OPFOR element disrupts enemy movement and operations. 1. Disrupts or delays the movement of the enemy's equipment and supplies to the forward areas. 2. Destroys enemy equipment and supplies. 3. Inflicts a high rate of nuclear casualties among the enemy forces. 4. Denies the enemy the use of specified areas. 5. Contaminates the enemy's equipment and supplies.

TASK: Disrupt Assembly Area (AA) Activities (5-OPFOR-0013)

CONDITION: Intelligence reports indicate that platoon- and company-size enemy units are operating in the opposing forces (OPFOR) area of operations. Enemy units can defend from AAs with direct fire, antiarmor weapons, and indirect fire. The enemy has close air support (CAS) and nuclear, biological, and chemical (NBC) capabilities.

STANDARD: The OPFOR element locates and disrupts the enemy's AA activities. 1. Locates the element's AA. 2. Probes the AA with squad- or team-size elements. 3. Inflicts more than 5 percent casualties on the element. 4. Disrupts the element's preparations (prevents or delays beyond the element's allotted time).

TASK: Disrupt Enemy Movement and Operations Using Persistent and Nonpersistent Chemical Weapons (5-OPFOR-0015)

CONDITION: The opposing forces (OPFOR) element has located the enemy. Priority intelligence requirements (PIR) and other intelligence requirements have been obtained by OPFOR patrols. The OPFOR units deliver chemical agents, by means of conventional artillery weapons or aircraft, along selected supply routes and key bases in the rear area.

STANDARD: The OPFOR element disrupts enemy movement and operations using persistent and nonpersistent chemical weapons. 1. Delivers chemical agents in low and densely wooded areas. 2. Delays the movement of enemy supplies and equipment to the forward areas. 3. Restricts the movement of the enemy units in the rear area. 4. Channels the movement of enemy units into predesignated ambush areas. 5. Contaminates enemy supplies and equipment. 6. Inflicts a high rate of casualties on enemy forces.

TASK: Counter Passage of Lines (5-OPFOR-0012)

CONDITION: Enemy forces are in defensive positions, but they are expected to attempt passage-of-lines operations. The opposing forces (OPFOR) received orders to disrupt enemy passage-of-lines operations.

STANDARD: The OPFOR element delays or prevents enemy passage of lines. 1. Delays the passage. 2. Prevents the company from moving all personnel through the stationary unit. 3. Engages the main body of either the moving or the stationary unit.

TASK: Conduct Air Attacks (5-OPFOR-0002)

CONDITION: The opposing forces (OPFOR) element in the rear area has forwarded the positions of the enemy support sites or the locations of moving elements. The OPFOR aircraft have been dispatched to attack enemy installations or convoys.

STANDARD: The OPFOR element attempts to delay, disrupt, or damage the enemy targets by air. 1. Locates the target (support sites or convoys). 2. Makes attack runs on the designated targets. 3. Inflicts heavy damage to the selected target. 4. Sustains no loss of aircraft. 5. Delays moving the force for more than one hour.

TASK: Surrender to the Capturing Unit on the Battlefield (5-OPFOR-0024)

CONDITION: The enemy has captured opposing forces (OPFOR) element's soldiers, documents, and equipment sensitive to the OPFOR tactical operations.

STANDARD: The OPFOR soldiers retain or destroy documents and equipment. The OPFOR element surrenders the documents and the equipment of no tactical use to the enemy and attempts to conceal or destroy items of tactical value. The OPFOR element attempts escape and evasion. 1. Prevents the successful capture of the documents and the equipment. 2. Destroys the documents and the equipment. 3. Removes identifying markings from the equipment. 4. Removes unit-identifying insignia. 5. Provides misleading information. 6. Plans an escape. 7. Delays movement to the nearest collection point. 8. Prevents safeguarding of the enemy prisoners of war (EPWs) in order to cause embarrassment to the United States (US).

TASK: Attack (5-OPFOR-0001)

CONDITION: The opposing forces (OPFOR) element has located the enemy. The priority intelligence requirements (PIR) and the other intelligence requirements have been obtained by OPFOR patrols. The OPFOR element has automatic and antiarmor weapons and light mortars.

STANDARD: The OPFOR element attempts to seize the terrain, the vehicles, or the equipment. 1. Develops an attack plan. 2. Surprises the enemy unit's main body. 3. Initiates the attack using a scheme of maneuver that exploits the enemy's flanks, gaps, and weaknesses. 4. Uses covered and concealed routes to approach the enemy forces' flanks, gaps, or weakly held areas. 5. Employs indirect fire to support the attack. 6. Penetrates enemy defenses. 7. Destroys the equipment and the supplies. 8. Inflicts heavy casualties. 9. Isolates the combat service support (CSS) base by blocking the reinforcements. 10. Forces the enemy units to displace. 11. Avoids being fixed in one position. 12. Withdraws before the CSS base is reinforced with tactical combat forces.

TASK: Conduct a Raid (5-OPFOR-0004)

CONDITION: The opposing forces (OPFOR) element has occupied an objective rally point and has orders to conduct a raid on a combat service support (CSS) base.

STANDARD: The OPFOR element infiltrates the enemy's base and destroys all of the targets. 1. Surprises the enemy forces. 2. Assaults the support base and accomplishes the assigned tasks. 3. Destroys the specified equipment and supplies. 4. Avoids being decisively engaged. 5. Withdraws all personnel from the objective areas within the time prescribed. 6. Obtains all priority intelligence requirements (PIR) from the raid site. 7. Sustains only light casualties from enemy fire.

TASK: Conduct Sniper Operations (5-OPFOR-0006)

CONDITION: The opposing forces (OPFOR) element has assigned snipers (regular or irregular elements) in the enemy's rear area along the main supply route (MSR) and near support sites.

STANDARD: The OPFOR element kills or wounds targets. 1. Sets up a well-concealed location. 2. Engages vehicle drivers or personnel on foot with short bursts of semiautomatic fire. 3. Kills or wounds selected targets. 4. Prevents the position from being discovered by enemy forces. 5. Evacuates the area without being spotted. 6. Reports all specified priority intelligence requirements (PIR) and other intelligence requirements to the OPFOR headquarters (HQ).

TASK: Defend a Minefield (5-OPFOR-0023)

CONDITION: The enemy is conducting a minefield sweeping operation. The opposing forces (OPFOR) element has a minefield placed in the enemy's path. The minefield is under constant observation and fire.

STANDARD: The OPFOR element defends a minefield against an enemy element conducting a minefield sweeping operation. 1. Prevents the unit from detecting the obstacle. 2. Disrupts the minefield sweeping operation. 3. Prevents the unit from conducting the minefield sweeping operation, prevents the unit from moving all personnel through the breach, or delays the completion of the minefield sweeping operation for more than 45 minutes.

TASK: Maintain Contact (5-OPFOR-0003)

CONDITION: The opposing forces (OPFOR) element is engaged with enemy base-defense forces. The enemy forces are withdrawing under pressure.

STANDARD: The OPFOR element maintains enemy contact while the enemy withdraws. 1. Engages the enemy forces decisively. 2. Advances the OPFOR as the enemy forces withdraw. 3. Inflicts heavy casualties. 4. Captures the members of the enemy force. 5. Captures documents and equipment. 6. Safeguards the captured documents, the equipment, and the personnel.

TASK: Disrupt an Engineer Reconnaissance (5-OPFOR-0022)

CONDITION: The enemy is conducting an engineer reconnaissance. The opposing forces (OPFOR) element is positioned along the enemy's route.

STANDARD: The OPFOR element disrupts an engineer reconnaissance. 1. Prevents the unit from meeting its specified time schedule. 2. Forces the unit to deviate from its specified route. 3. Prevents the unit from accomplishing its assigned engineer reconnaissance. 4. Surprises the unit conducting the reconnaissance.

TASK: Conduct an Attack (5-OPFOR-0008)

CONDITION: The enemy is conducting tactical operations. The opposing forces (OPFOR) element receives orders to attack the enemy, the area of occupation, or the main supply route (MSR) with smoke.

STANDARD: The OPFOR element disrupts the enemy's movement and smoke operations. 1. Determines the delivery method of the smoke attack. 2. Locates the target. 3. Delivers the smoke attack downwind. 4. Attacks the enemy with smoke, and surge attacks when the enemy responds to the smoke.

TASK: Conduct an Ambush (5-OPFOR-0007)

CONDITION: The enemy is moving in a convoy. The opposing forces (OPFOR) element is positioned along the enemy's route.

STANDARD: The OPFOR element inflicts casualties on the enemy and causes vehicle and equipment damage. 1. Prepares an ambush site before the element arrives. 2. Surprises march element forces. 3. Inflicts heavy casualties within the designated kill zone. 4. Inflicts heavy damage to the vehicles and the equipment within the designated kill zone. 5. Delays the march element from reaching a specified destination for a specified period of time. 6. Withdraws on order. 7. Sustains no casualties. 8. Reports actions to superiors.

ELEMENT: S3 Section

TASK: Prepare and Issue a Construction Directive (05-1-0718)
(FM 5-412)

ITERATION: 1 2 3 4 5 M (Circle)

COMMANDER/LEADER ASSESSMENT: T P U (Circle)

CONDITIONS: The battalion has received a project to construct, rehabilitate, or maintain a facility. Some iterations of this task should be performed in MOPP4.

TASK STANDARDS: The construction directive includes the project scope, construction plans or drawings, construction specifications, a bill of materials (BOM), and a critical path method (CPM) diagram. The time required to perform this task is increased when conducting it in mission-oriented protection posture (MOPP) 4.

TASK STEPS AND PERFORMANCE MEASURES	GO	NO-GO
1. The battalion's Operations and Training Officer (US Army) (S3) section prepares the construction directive. <ul style="list-style-type: none"> a. Stated the exact assignment. b. Stated the project location. c. Specified start and completion times. d. Specified additional personnel, equipment, and materials available. e. Stated the priority for the entire project. f. Specified the type and the frequency of construction reports. g. Specified the time needed for special procurement. h. Stated the coordination instructions with the user agency. 2. The S3 construction section issues a completed construction directive to the constructing units.		

TASK PERFORMANCE / EVALUATION SUMMARY BLOCK							
ITERATION	1	2	3	4	5	M	TOTAL
TOTAL TASK STEPS EVALUATED							
TOTAL TASK STEPS "GO"							
TRAINING STATUS "GO"/"NO-GO"							

"*" indicates a leader task step.

SUPPORTING INDIVIDUAL TASKS: NONE

SUPPORTING COLLECTIVE TASKS: NONE

OPFOR TASKS AND STANDARDS

TASK: Defeat Obstacles (5-OPFOR-0009)

CONDITION: The opposing forces (OPFOR) element encounters an obstacle that blocks the avenue of approach as it advances upon the enemy forces.

STANDARD: The OPFOR element bypasses or breaches the enemy obstacle. 1. Detects the obstacle before halting its main body. 2. Defeats the obstacle. a. Bypasses the obstacle without entering the engagement areas. b. Breaches the obstacle within 45 minutes and passes its entire force through the obstacle. 3. Does not incur degradation to the point that the mission must be discontinued.

TASK: Disrupt a Route Reconnaissance (5-OPFOR-0021)

CONDITION: The enemy is conducting a route reconnaissance. The opposing forces (OPFOR) element is positioned along the enemy's route.

STANDARD: The OPFOR element attempts to disrupt a squad/section conducting a route reconnaissance. 1. Prevents the unit from meeting its specified time schedule. 2. Forces the unit to deviate from its specified route. 3. Prevents the unit from reaching its assigned destination. 4. Surprises the squad/section. 5. Inflicts casualties on the unit.

TASK: Conduct Terrorist and Saboteur Attacks (5-OPFOR-0005)

CONDITION: The opposing forces (OPFOR) element dispatches small teams into the enemy's rear area to disrupt combat service support (CSS) operations.

STANDARD: The enemy sustains disrupted command and control (C2), destroyed equipment and supplies, and light casualties. 1. Locates rear support bases and C2 facilities. 2. Delays and disrupts CSS operations through probes. 3. Infiltrates CSS bases to conduct sabotage and terrorist activities. 4. Inflicts light casualties. 5. Destroys supplies and equipment.

TASK: Disrupt a Net Control Station (NCS) (5-OPFOR-0019)

CONDITION: The enemy has established a NCS. The opposing forces (OPFOR) element has radio and jamming equipment.

STANDARD: The OPFOR element attempts to disrupt an NCS. 1. Attempts to locate the radio frequency that the unit is operating on. 2. Attempts to enter the radio net. 3. Attempts to issue "bogus" orders to a unit on the net. 4. Jams the radio frequency and forces the unit to go to an alternate frequency.

TASK: Disrupt Construction of Vehicle Fighting Positions (5-OPFOR-0020)

CONDITION: The opposing forces (OPFOR) element has located the enemy. The priority intelligence requirements (PIR) and other intelligence obtained by OPFOR patrols indicate the enemy is constructing vehicle fighting positions within its defensive area. The OPFOR element has automatic and antiarmor weapons and light mortars.

STANDARD: The OPFOR element attempts to disrupt the enemy's efforts to establish vehicle fighting positions. 1. Locates the defensive area. 2. Surprises the main body. 3. Penetrates the defensive area with squad-size probes. 4. Inflicts casualties on the unit. 5. Destroys vehicles. 6. Disrupts the unit's preparations (prevents or delays beyond the unit's allotted time).

TASK: Conduct an Aerial Reconnaissance (5-OPFOR-0010)

CONDITION: The opposing forces (OPFOR) headquarters (HQ) element requires intelligence on the locations and identification of the enemy elements. Aircraft is dispatched to take photographs and make a visual inspection of the enemy rear area.

STANDARD: The OPFOR element gathers photograph intelligence of the enemy. 1. Photographs the assigned sectors. 2. Makes quick visual checks where the ceiling is low. 3. Locates enemy positions in the area, particularly support and storage bases, and command and control (C2) facilities. 4. Sustains no loss of aircraft. 5. Reports priority intelligence requirements (PIR) and other information requirements to the OPFOR HQ.

TASK: Disrupt Defensive Preparations (5-OPFOR-0018)

CONDITION: The opposing forces (OPFOR) element has located the enemy. Priority intelligence requirements (PIR) and other intelligence requirements obtained by OPFOR patrols indicate that the enemy elements are establishing defensive positions. The OPFOR element has automatic and antiarmor weapons and light mortars.

STANDARD: The OPFOR element disrupts and delays the enemy's defensive preparations. 1. Locates and penetrates the enemy's security system. 2. Forces the enemy to delay defensive preparations. 3. Disrupts the enemy's obstacle preparations.

TASK: Disrupt Quartering Party Operations (5-OPFOR-0017)

CONDITION: The enemy is conducting quartering party operations. It has established an assembly area (AA) but has not moved in the main body.

STANDARD: The opposing forces (OPFOR) element attempts to disrupt quartering party operations and infiltrate the enemy's AA. 1. Locates the quartering party and the AA. 2. Surprises the main body. 3. Penetrates the AA with squad-size probes. 4. Inflicts personnel casualties and vehicle damage. 5. Disrupts the unit's preparations (prevents or delays beyond the unit's allotted time).

TASK: Disrupt Movement (5-OPFOR-0014)

CONDITION: The enemy is expected to move through the opposing forces (OPFOR) element's area of operations. The OPFOR element has received an operation order (OPORD) or fragmentary order (FRAGO) to disrupt enemy movement. The enemy has the capability to defend with direct fire and antiarmor weapons.

STANDARD: The OPFOR element delays enemy movement. 1. Delays the element. 2. Forces the element to deviate from its route. 3. Prevents the element from reaching its destination. 4. Surprises the element's main body.

TASK: Disrupt Enemy Movement and Operations Using Tactical Nuclear Weapons (5-OPFOR-0016)

CONDITION: The opposing forces (OPFOR) element has located the enemy. Priority intelligence requirements (PIR) and other intelligence requirements have been obtained by OPFOR patrols. Tactical nuclear weapons are employed against key locations in the rear area.

STANDARD: The OPFOR element disrupts enemy movement and operations. 1. Disrupts or delays the movement of the enemy's equipment and supplies to the forward areas. 2. Destroys enemy equipment and supplies. 3. Inflicts a high rate of nuclear casualties among the enemy forces. 4. Denies the enemy the use of specified areas. 5. Contaminates the enemy's equipment and supplies.

TASK: Disrupt Assembly Area (AA) Activities (5-OPFOR-0013)

CONDITION: Intelligence reports indicate that platoon- and company-size enemy units are operating in the opposing forces (OPFOR) area of operations. Enemy units can defend from AAs with direct fire, antiarmor weapons, and indirect fire. The enemy has close air support (CAS) and nuclear, biological, and chemical (NBC) capabilities.

STANDARD: The OPFOR element locates and disrupts the enemy's AA activities. 1. Locates the element's AA. 2. Probes the AA with squad- or team-size elements. 3. Inflicts more than 5 percent casualties on the element. 4. Disrupts the element's preparations (prevents or delays beyond the element's allotted time).

TASK: Disrupt Enemy Movement and Operations Using Persistent and Nonpersistent Chemical Weapons (5-OPFOR-0015)

CONDITION: The opposing forces (OPFOR) element has located the enemy. Priority intelligence requirements (PIR) and other intelligence requirements have been obtained by OPFOR patrols. The OPFOR units deliver chemical agents, by means of conventional artillery weapons or aircraft, along selected supply routes and key bases in the rear area.

STANDARD: The OPFOR element disrupts enemy movement and operations using persistent and nonpersistent chemical weapons. 1. Delivers chemical agents in low and densely wooded areas. 2. Delays the movement of enemy supplies and equipment to the forward areas. 3. Restricts the movement of the enemy units in the rear area. 4. Channels the movement of enemy units into predesignated ambush areas. 5. Contaminates enemy supplies and equipment. 6. Inflicts a high rate of casualties on enemy forces.

TASK: Counter Passage of Lines (5-OPFOR-0012)

CONDITION: Enemy forces are in defensive positions, but they are expected to attempt passage-of-lines operations. The opposing forces (OPFOR) received orders to disrupt enemy passage-of-lines operations.

STANDARD: The OPFOR element delays or prevents enemy passage of lines. 1. Delays the passage. 2. Prevents the company from moving all personnel through the stationary unit. 3. Engages the main body of either the moving or the stationary unit.

TASK: Conduct a Raid (5-OPFOR-0004)

CONDITION: The opposing forces (OPFOR) element has occupied an objective rally point and has orders to conduct a raid on a combat service support (CSS) base.

STANDARD: The OPFOR element infiltrates the enemy's base and destroys all of the targets. 1. Surprises the enemy forces. 2. Assaults the support base and accomplishes the assigned tasks. 3. Destroys the specified equipment and supplies. 4. Avoids being decisively engaged. 5. Withdraws all personnel from the objective areas within the time prescribed. 6. Obtains all priority intelligence requirements (PIR) from the raid site. 7. Sustains only light casualties from enemy fire.

TASK: Conduct Air Attacks (5-OPFOR-0002)

CONDITION: The opposing forces (OPFOR) element in the rear area has forwarded the positions of the enemy support sites or the locations of moving elements. The OPFOR aircraft have been dispatched to attack enemy installations or convoys.

STANDARD: The OPFOR element attempts to delay, disrupt, or damage the enemy targets by air. 1. Locates the target (support sites or convoys). 2. Makes attack runs on the designated targets. 3. Inflicts heavy damage to the selected target. 4. Sustains no loss of aircraft. 5. Delays moving the force for more than one hour.

TASK: Surrender to the Capturing Unit on the Battlefield (5-OPFOR-0024)

CONDITION: The enemy has captured opposing forces (OPFOR) element's soldiers, documents, and equipment sensitive to the OPFOR tactical operations.

STANDARD: The OPFOR soldiers retain or destroy documents and equipment. The OPFOR element surrenders the documents and the equipment of no tactical use to the enemy and attempts to conceal or destroy items of tactical value. The OPFOR element attempts escape and evasion. 1. Prevents the successful capture of the documents and the equipment. 2. Destroys the documents and the equipment. 3. Removes identifying markings from the equipment. 4. Removes unit-identifying insignia. 5. Provides misleading information. 6. Plans an escape. 7. Delays movement to the nearest collection point. 8. Prevents safeguarding of the enemy prisoners of war (EPWs) in order to cause embarrassment to the United States (US).

TASK: Attack (5-OPFOR-0001)

CONDITION: The opposing forces (OPFOR) element has located the enemy. The priority intelligence requirements (PIR) and the other intelligence requirements have been obtained by OPFOR patrols. The OPFOR element has automatic and antiarmor weapons and light mortars.

STANDARD: The OPFOR element attempts to seize the terrain, the vehicles, or the equipment. 1. Develops an attack plan. 2. Surprises the enemy unit's main body. 3. Initiates the attack using a scheme of maneuver that exploits the enemy's flanks, gaps, and weaknesses. 4. Uses covered and concealed routes to approach the enemy forces' flanks, gaps, or weakly held areas. 5. Employs indirect fire to support the attack. 6. Penetrates enemy defenses. 7. Destroys the equipment and the supplies. 8. Inflicts heavy casualties. 9. Isolates the combat service support (CSS) base by blocking the reinforcements. 10. Forces the enemy units to displace. 11. Avoids being fixed in one position. 12. Withdraws before the CSS base is reinforced with tactical combat forces.

TASK: Conduct Sniper Operations (5-OPFOR-0006)

CONDITION: The opposing forces (OPFOR) element has assigned snipers (regular or irregular elements) in the enemy's rear area along the main supply route (MSR) and near support sites.

STANDARD: The OPFOR element kills or wounds targets. 1. Sets up a well-concealed location. 2. Engages vehicle drivers or personnel on foot with short bursts of semiautomatic fire. 3. Kills or wounds selected targets. 4. Prevents the position from being discovered by enemy forces. 5. Evacuates the area without being spotted. 6. Reports all specified priority intelligence requirements (PIR) and other intelligence requirements to the OPFOR headquarters (HQ).

TASK: Defend a Minefield (5-OPFOR-0023)

CONDITION: The enemy is conducting a minefield sweeping operation. The opposing forces (OPFOR) element has a minefield placed in the enemy's path. The minefield is under constant observation and fire.

STANDARD: The OPFOR element defends a minefield against an enemy element conducting a minefield sweeping operation. 1. Prevents the unit from detecting the obstacle. 2. Disrupts the minefield sweeping operation. 3. Prevents the unit from conducting the minefield sweeping operation, prevents the unit from moving all personnel through the breach, or delays the completion of the minefield sweeping operation for more than 45 minutes.

TASK: Maintain Contact (5-OPFOR-0003)

CONDITION: The opposing forces (OPFOR) element is engaged with enemy base-defense forces. The enemy forces are withdrawing under pressure.

STANDARD: The OPFOR element maintains enemy contact while the enemy withdraws. 1. Engages the enemy forces decisively. 2. Advances the OPFOR as the enemy forces withdraw. 3. Inflicts heavy casualties. 4. Captures the members of the enemy force. 5. Captures documents and equipment. 6. Safeguards the captured documents, the equipment, and the personnel.

TASK: Disrupt an Engineer Reconnaissance (5-OPFOR-0022)

CONDITION: The enemy is conducting an engineer reconnaissance. The opposing forces (OPFOR) element is positioned along the enemy's route.

STANDARD: The OPFOR element disrupts an engineer reconnaissance. 1. Prevents the unit from meeting its specified time schedule. 2. Forces the unit to deviate from its specified route. 3. Prevents the unit from accomplishing its assigned engineer reconnaissance. 4. Surprises the unit conducting the reconnaissance.

TASK: Conduct an Attack (5-OPFOR-0008)

CONDITION: The enemy is conducting tactical operations. The opposing forces (OPFOR) element receives orders to attack the enemy, the area of occupation, or the main supply route (MSR) with smoke.

STANDARD: The OPFOR element disrupts the enemy's movement and smoke operations. 1. Determines the delivery method of the smoke attack. 2. Locates the target. 3. Delivers the smoke attack downwind. 4. Attacks the enemy with smoke, and surge attacks when the enemy responds to the smoke.

TASK: Conduct an Ambush (5-OPFOR-0007)

CONDITION: The enemy is moving in a convoy. The opposing forces (OPFOR) element is positioned along the enemy's route.

STANDARD: The OPFOR element inflicts casualties on the enemy and causes vehicle and equipment damage. 1. Prepares an ambush site before the element arrives. 2. Surprises march element forces. 3. Inflicts heavy casualties within the designated kill zone. 4. Inflicts heavy damage to the vehicles and the equipment within the designated kill zone. 5. Delays the march element from reaching a specified destination for a specified period of time. 6. Withdraws on order. 7. Sustains no casualties. 8. Reports actions to superiors.

ELEMENTS: S3 Section
Engineer Battalion (Combat)(Heavy)

TASK: Conduct Quality Control Operations (05-1-0719)
(FM 5-412)

ITERATION: 1 2 3 4 5 M (Circle)

COMMANDER/LEADER ASSESSMENT: T P U (Circle)

CONDITIONS: The battalion has established quality control procedures for construction projects. Units of the battalion are accomplishing construction projects and are subject to announced or unannounced inspections. Some iterations of this task should be performed in MOPP4.

TASK STANDARDS: Battalion compliance with its established quality control procedures is ensured. Inspections include recommendations for corrective action and timely follow-up to ensure compliance. No projects are delayed or rejected because of inadequate quality control measures. The time required to perform this task is increased when conducting it in mission-oriented protection posture (MOPP) 4.

TASK STEPS AND PERFORMANCE MEASURES	GO	NO-GO
<p>* 1. The battalion's construction standing operating procedure (SOP) includes guidelines for quality control operations. The Operations and Training Officer (US Army) (S3) section--</p> <ul style="list-style-type: none"> a. Used adequate drawings and specifications for each project. b. Directed battalion projects to the construction unit. c. Worked with the Supply Officer (US Army) (S4) to ensure that sufficient construction materials were on hand before the construction started. d. Approved a work schedule for each construction project and a critical path method (CPM) network analysis for use at the project site. e. Conducted announced and unannounced inspections of construction projects to ensure that construction units were complying with quality control procedures established by the SOP. <p>2. The constructing unit ensures that the battalion's established construction standards and quality control procedures are followed.</p> <ul style="list-style-type: none"> a. Conducted field classification tests to determine the physical properties of the soil. b. Conducted in-place soil analysis (as required) ensuring that battalion material quality technicians were capable and equipped to perform in-place soil exploration, bore samples, penetrometer test, soil trafficability, soil moisture content, and remolding. <p>3. The battalion's soils laboratory is equipped to perform tests on grain size and distribution, specific gravity, hydrometer analysis, moisture content, liquid and plastic limits, density determination (by sand cone and nuclear densitometer), and California bearing ratio (CBR).</p> <ul style="list-style-type: none"> a. Compiled technical soils reports for large-scale projects. b. Conducted in-place concrete, slump, beam, and cylinder tests on concrete placement pours at the jobsite. c. Performed identification and Marshall stability tests on bituminous material. d. Rejected immediately those tested contract materials that did not meet design specifications. <p>4. The battalion survey section conducts survey operations.</p> <ul style="list-style-type: none"> a. Established horizontal and vertical project controls. 		

TASK STEPS AND PERFORMANCE MEASURES	GO	NO-GO
<p>b. Monitored projects to ensure that they were built according to design plans. Approved design changes were recorded for developing as-built drawings.</p> <p>5. Construction units request technical support teams in advance to ensure that progress is not jeopardized.</p> <p>6. Technical teams (survey/soils/drafting) coordinate with inspection teams for controls and problem areas within the scope of the project.</p> <p>7. The battalion follows established project reporting procedures.</p> <p>a. The S3 issued a detailed construction directive to the identified construction unit responsible for each project.</p> <p>b. Construction units submitted required status reports to the S3 for each project.</p> <p>c. The S3 construction section closely monitored, recorded, and reported project status to higher headquarters (HQ), as required.</p> <p>d. The battalion received a channel for requesting equipment and material support.</p> <p>e. Construction units submitted requests for project extensions or delays to the battalion's S3.</p> <p>f. Construction units submitted after-action and completion reports to the S3.</p> <p>g. The S3 maintained a construction project file for active and inactive projects.</p> <p>8. The S3 or his representative ensures that the battalion's established construction inspection program is followed.</p> <p>a. Used the construction SOP to identify the parameters of battalion inspections and to define the inspector's authority to require work or initiate stop-work orders.</p> <p>b. Made an initial construction-site inspection.</p> <p>c. Held preconstruction conferences to clarify design criteria and solve foreseen construction problems.</p> <p>d. Monitored and conducted routine inspections throughout project durations. Furnished a copy of the inspection report with deficiencies and recommended corrective action to the construction unit.</p> <p>e. Made timely follow-up inspections of discrepancies and recorded corrective actions taken.</p> <p>f. Conducted unannounced quality assurance inspections on contract materials and construction techniques. Gave the construction unit a written copy of the inspection report with instructions and recommendations noted.</p> <p>g. Received reports from construction units when inspection deficiencies were corrected or resolved.</p> <p>h. Conducted phase-out or end-of-project inspections when requested by the construction unit.</p> <p>i. Coordinated the final project inspection and close out.</p>		

TASK PERFORMANCE / EVALUATION SUMMARY BLOCK							
ITERATION	1	2	3	4	5	M	TOTAL
TOTAL TASK STEPS EVALUATED							
TOTAL TASK STEPS "GO"							
TRAINING STATUS "GO"/"NO-GO"							

"*" indicates a leader task step.

SUPPORTING INDIVIDUAL TASKS

Task Number	Task Title	References
052-256-3020	Interpret a Construction Print	STP 5-62N34-SM-TG
052-256-4144	Execute a Quality Control Plan	STP 5-62N34-SM-TG

SUPPORTING COLLECTIVE TASKS: NONE

OPFOR TASKS AND STANDARDS

TASK: Defeat Obstacles (5-OPFOR-0009)

CONDITION: The opposing forces (OPFOR) element encounters an obstacle that blocks the avenue of approach as it advances upon the enemy forces.

STANDARD: The OPFOR element bypasses or breaches the enemy obstacle. 1. Detects the obstacle before halting its main body. 2. Defeats the obstacle. a. Bypasses the obstacle without entering the engagement areas. b. Breaches the obstacle within 45 minutes and passes its entire force through the obstacle. 3. Does not incur degradation to the point that the mission must be discontinued.

TASK: Disrupt a Route Reconnaissance (5-OPFOR-0021)

CONDITION: The enemy is conducting a route reconnaissance. The opposing forces (OPFOR) element is positioned along the enemy's route.

STANDARD: The OPFOR element attempts to disrupt a squad/section conducting a route reconnaissance. 1. Prevents the unit from meeting its specified time schedule. 2. Forces the unit to deviate from its specified route. 3. Prevents the unit from reaching its assigned destination. 4. Surprises the squad/section. 5. Inflicts casualties on the unit.

TASK: Conduct Terrorist and Saboteur Attacks (5-OPFOR-0005)

CONDITION: The opposing forces (OPFOR) element dispatches small teams into the enemy's rear area to disrupt combat service support (CSS) operations.

STANDARD: The enemy sustains disrupted command and control (C2), destroyed equipment and supplies, and light casualties. 1. Locates rear support bases and C2 facilities. 2. Delays and disrupts CSS operations through probes. 3. Infiltrates CSS bases to conduct sabotage and terrorist activities. 4. Inflicts light casualties. 5. Destroys supplies and equipment.

TASK: Disrupt a Net Control Station (NCS) (5-OPFOR-0019)

CONDITION: The enemy has established a NCS. The opposing forces (OPFOR) element has radio and jamming equipment.

STANDARD: The OPFOR element attempts to disrupt an NCS. 1. Attempts to locate the radio frequency that the unit is operating on. 2. Attempts to enter the radio net. 3. Attempts to issue "bogus" orders to a unit on the net. 4. Jams the radio frequency and forces the unit to go to an alternate frequency.

TASK: Disrupt Construction of Vehicle Fighting Positions (5-OPFOR-0020)

CONDITION: The opposing forces (OPFOR) element has located the enemy. The priority intelligence requirements (PIR) and other intelligence obtained by OPFOR patrols indicate the enemy is constructing vehicle fighting positions within its defensive area. The OPFOR element has automatic and antiarmor weapons and light mortars.

STANDARD: The OPFOR element attempts to disrupt the enemy's efforts to establish vehicle fighting positions. 1. Locates the defensive area. 2. Surprises the main body. 3. Penetrates the defensive area with squad-size probes. 4. Inflicts casualties on the unit. 5. Destroys vehicles. 6. Disrupts the unit's preparations (prevents or delays beyond the unit's allotted time).

TASK: Conduct an Aerial Reconnaissance (5-OPFOR-0010)

CONDITION: The opposing forces (OPFOR) headquarters (HQ) element requires intelligence on the locations and identification of the enemy elements. Aircraft is dispatched to take photographs and make a visual inspection of the enemy rear area.

STANDARD: The OPFOR element gathers photograph intelligence of the enemy. 1. Photographs the assigned sectors. 2. Makes quick visual checks where the ceiling is low. 3. Locates enemy positions in the area, particularly support and storage bases, and command and control (C2) facilities. 4. Sustains no loss of aircraft. 5. Reports priority intelligence requirements (PIR) and other information requirements to the OPFOR HQ.

TASK: Disrupt Defensive Preparations (5-OPFOR-0018)

CONDITION: The opposing forces (OPFOR) element has located the enemy. Priority intelligence requirements (PIR) and other intelligence requirements obtained by OPFOR patrols indicate that the enemy elements are establishing defensive positions. The OPFOR element has automatic and antiarmor weapons and light mortars.

STANDARD: The OPFOR element disrupts and delays the enemy's defensive preparations. 1. Locates and penetrates the enemy's security system. 2. Forces the enemy to delay defensive preparations. 3. Disrupts the enemy's obstacle preparations.

TASK: Disrupt Quartering Party Operations (5-OPFOR-0017)

CONDITION: The enemy is conducting quartering party operations. It has established an assembly area (AA) but has not moved in the main body.

STANDARD: The opposing forces (OPFOR) element attempts to disrupt quartering party operations and infiltrate the enemy's AA. 1. Locates the quartering party and the AA. 2. Surprises the main body. 3. Penetrates the AA with squad-size probes. 4. Inflicts personnel casualties and vehicle damage. 5. Disrupts the unit's preparations (prevents or delays beyond the unit's allotted time).

TASK: Disrupt Movement (5-OPFOR-0014)

CONDITION: The enemy is expected to move through the opposing forces (OPFOR) element's area of operations. The OPFOR element has received an operation order (OPORD) or fragmentary order (FRAGO) to disrupt enemy movement. The enemy has the capability to defend with direct fire and antiarmor weapons.

STANDARD: The OPFOR element delays enemy movement. 1. Delays the element. 2. Forces the element to deviate from its route. 3. Prevents the element from reaching its destination. 4. Surprises the element's main body.

TASK: Disrupt Enemy Movement and Operations Using Tactical Nuclear Weapons (5-OPFOR-0016)

CONDITION: The opposing forces (OPFOR) element has located the enemy. Priority intelligence requirements (PIR) and other intelligence requirements have been obtained by OPFOR patrols. Tactical nuclear weapons are employed against key locations in the rear area.

STANDARD: The OPFOR element disrupts enemy movement and operations. 1. Disrupts or delays the movement of the enemy's equipment and supplies to the forward areas. 2. Destroys enemy equipment and supplies. 3. Inflicts a high rate of nuclear casualties among the enemy forces. 4. Denies the enemy the use of specified areas. 5. Contaminates the enemy's equipment and supplies.

TASK: Disrupt Assembly Area (AA) Activities (5-OPFOR-0013)

CONDITION: Intelligence reports indicate that platoon- and company-size enemy units are operating in the opposing forces (OPFOR) area of operations. Enemy units can defend from AAs with direct fire, antiarmor weapons, and indirect fire. The enemy has close air support (CAS) and nuclear, biological, and chemical (NBC) capabilities.

STANDARD: The OPFOR element locates and disrupts the enemy's AA activities. 1. Locates the element's AA. 2. Probes the AA with squad- or team-size elements. 3. Inflicts more than 5 percent casualties on the element. 4. Disrupts the element's preparations (prevents or delays beyond the element's allotted time).

TASK: Disrupt Enemy Movement and Operations Using Persistent and Nonpersistent Chemical Weapons (5-OPFOR-0015)

CONDITION: The opposing forces (OPFOR) element has located the enemy. Priority intelligence requirements (PIR) and other intelligence requirements have been obtained by OPFOR patrols. The OPFOR units deliver chemical agents, by means of conventional artillery weapons or aircraft, along selected supply routes and key bases in the rear area.

STANDARD: The OPFOR element disrupts enemy movement and operations using persistent and nonpersistent chemical weapons. 1. Delivers chemical agents in low and densely wooded areas. 2. Delays the movement of enemy supplies and equipment to the forward areas. 3. Restricts the movement of the enemy units in the rear area. 4. Channels the movement of enemy units into predesignated ambush areas. 5. Contaminates enemy supplies and equipment. 6. Inflicts a high rate of casualties on enemy forces.

TASK: Counter Passage of Lines (5-OPFOR-0012)

CONDITION: Enemy forces are in defensive positions, but they are expected to attempt passage-of-lines operations. The opposing forces (OPFOR) received orders to disrupt enemy passage-of-lines operations.

STANDARD: The OPFOR element delays or prevents enemy passage of lines. 1. Delays the passage. 2. Prevents the company from moving all personnel through the stationary unit. 3. Engages the main body of either the moving or the stationary unit.

TASK: Conduct a Raid (5-OPFOR-0004)

CONDITION: The opposing forces (OPFOR) element has occupied an objective rally point and has orders to conduct a raid on a combat service support (CSS) base.

STANDARD: The OPFOR element infiltrates the enemy's base and destroys all of the targets. 1. Surprises the enemy forces. 2. Assaults the support base and accomplishes the assigned tasks. 3. Destroys the specified equipment and supplies. 4. Avoids being decisively engaged. 5. Withdraws all personnel from the objective areas within the time prescribed. 6. Obtains all priority intelligence requirements (PIR) from the raid site. 7. Sustains only light casualties from enemy fire.

TASK: Conduct Air Attacks (5-OPFOR-0002)

CONDITION: The opposing forces (OPFOR) element in the rear area has forwarded the positions of the enemy support sites or the locations of moving elements. The OPFOR aircraft have been dispatched to attack enemy installations or convoys.

STANDARD: The OPFOR element attempts to delay, disrupt, or damage the enemy targets by air. 1. Locates the target (support sites or convoys). 2. Makes attack runs on the designated targets. 3. Inflicts heavy damage to the selected target. 4. Sustains no loss of aircraft. 5. Delays moving the force for more than one hour.

TASK: Surrender to the Capturing Unit on the Battlefield (5-OPFOR-0024)

CONDITION: The enemy has captured opposing forces (OPFOR) element's soldiers, documents, and equipment sensitive to the OPFOR tactical operations.

STANDARD: The OPFOR soldiers retain or destroy documents and equipment. The OPFOR element surrenders the documents and the equipment of no tactical use to the enemy and attempts to conceal or destroy items of tactical value. The OPFOR element attempts escape and evasion. 1. Prevents the successful capture of the documents and the equipment. 2. Destroys the documents and the equipment. 3. Removes identifying markings from the equipment. 4. Removes unit-identifying insignia. 5. Provides misleading information. 6. Plans an escape. 7. Delays movement to the nearest collection point. 8. Prevents safeguarding of the enemy prisoners of war (EPWs) in order to cause embarrassment to the United States (US).

TASK: Attack (5-OPFOR-0001)

CONDITION: The opposing forces (OPFOR) element has located the enemy. The priority intelligence requirements (PIR) and the other intelligence requirements have been obtained by OPFOR patrols. The OPFOR element has automatic and antiarmor weapons and light mortars.

STANDARD: The OPFOR element attempts to seize the terrain, the vehicles, or the equipment. 1. Develops an attack plan. 2. Surprises the enemy unit's main body. 3. Initiates the attack using a scheme of maneuver that exploits the enemy's flanks, gaps, and weaknesses. 4. Uses covered and concealed routes to approach the enemy forces' flanks, gaps, or weakly held areas. 5. Employs indirect fire to support the attack. 6. Penetrates enemy defenses. 7. Destroys the equipment and the supplies. 8. Inflicts heavy casualties. 9. Isolates the combat service support (CSS) base by blocking the reinforcements. 10. Forces the enemy units to displace. 11. Avoids being fixed in one position. 12. Withdraws before the CSS base is reinforced with tactical combat forces.

TASK: Conduct Sniper Operations (5-OPFOR-0006)

CONDITION: The opposing forces (OPFOR) element has assigned snipers (regular or irregular elements) in the enemy's rear area along the main supply route (MSR) and near support sites.

STANDARD: The OPFOR element kills or wounds targets. 1. Sets up a well-concealed location. 2. Engages vehicle drivers or personnel on foot with short bursts of semiautomatic fire. 3. Kills or wounds selected targets. 4. Prevents the position from being discovered by enemy forces. 5. Evacuates the area without being spotted. 6. Reports all specified priority intelligence requirements (PIR) and other intelligence requirements to the OPFOR headquarters (HQ).

TASK: Defend a Minefield (5-OPFOR-0023)

CONDITION: The enemy is conducting a minefield sweeping operation. The opposing forces (OPFOR) element has a minefield placed in the enemy's path. The minefield is under constant observation and fire.

STANDARD: The OPFOR element defends a minefield against an enemy element conducting a minefield sweeping operation. 1. Prevents the unit from detecting the obstacle. 2. Disrupts the minefield sweeping operation. 3. Prevents the unit from conducting the minefield sweeping operation, prevents the unit from moving all personnel through the breach, or delays the completion of the minefield sweeping operation for more than 45 minutes.

TASK: Maintain Contact (5-OPFOR-0003)

CONDITION: The opposing forces (OPFOR) element is engaged with enemy base-defense forces. The enemy forces are withdrawing under pressure.

STANDARD: The OPFOR element maintains enemy contact while the enemy withdraws. 1. Engages the enemy forces decisively. 2. Advances the OPFOR as the enemy forces withdraw. 3. Inflicts heavy casualties. 4. Captures the members of the enemy force. 5. Captures documents and equipment. 6. Safeguards the captured documents, the equipment, and the personnel.

TASK: Disrupt an Engineer Reconnaissance (5-OPFOR-0022)

CONDITION: The enemy is conducting an engineer reconnaissance. The opposing forces (OPFOR) element is positioned along the enemy's route.

STANDARD: The OPFOR element disrupts an engineer reconnaissance. 1. Prevents the unit from meeting its specified time schedule. 2. Forces the unit to deviate from its specified route. 3. Prevents the unit from accomplishing its assigned engineer reconnaissance. 4. Surprises the unit conducting the reconnaissance.

TASK: Conduct an Attack (5-OPFOR-0008)

CONDITION: The enemy is conducting tactical operations. The opposing forces (OPFOR) element receives orders to attack the enemy, the area of occupation, or the main supply route (MSR) with smoke.

STANDARD: The OPFOR element disrupts the enemy's movement and smoke operations. 1. Determines the delivery method of the smoke attack. 2. Locates the target. 3. Delivers the smoke attack downwind. 4. Attacks the enemy with smoke, and surge attacks when the enemy responds to the smoke.

TASK: Conduct an Ambush (5-OPFOR-0007)

CONDITION: The enemy is moving in a convoy. The opposing forces (OPFOR) element is positioned along the enemy's route.

STANDARD: The OPFOR element inflicts casualties on the enemy and causes vehicle and equipment damage. 1. Prepares an ambush site before the element arrives. 2. Surprises march element forces. 3. Inflicts heavy casualties within the designated kill zone. 4. Inflicts heavy damage to the vehicles and the equipment within the designated kill zone. 5. Delays the march element from reaching a specified destination for a specified period of time. 6. Withdraws on order. 7. Sustains no casualties. 8. Reports actions to superiors.

ELEMENTS: Command Section
S3 Section

TASK: Plan/Control Augmentation Support (05-1-0721)
(FM 5-100)

ITERATION: 1 2 3 4 5 M (Circle)

COMMANDER/LEADER ASSESSMENT: T P U (Circle)

CONDITIONS: The unit has been tasked with a mission that requires additional resources. Augmentation support is available. Some iterations of this task should be performed in MOPP4.

TASK STANDARDS: The battalion staff determines the augmentation support necessary to accomplish the mission, submits the request immediately after the estimate process, and effects coordination and logistical support that provides for unhindered mission execution by the attached unit. The time required to perform this task is increased when conducting it in mission-oriented protection posture (MOPP) 4.

TASK STEPS AND PERFORMANCE MEASURES	GO	NO-GO
<ol style="list-style-type: none"> 1. The battalion staff conducts mission analysis and determines resource requirements and resources availability during the estimate process. <ol style="list-style-type: none"> a. Determined resources required in time to accomplish the mission. b. Determined the availability of organic resources. c. Included requirements for rations, maintenance, fuel, and lubricants to support augmentation unit(s), to include shortfalls such as equipment maintenance. 2. The Operations and Training Officer (US Army) (S3) submits a request for augmentation support. <ol style="list-style-type: none"> a. Requested augmentation support from higher headquarters (HQ) if not supporting a maneuver unit. b. Requested augmentation support from higher HQ and the maneuver commander when supporting a maneuver unit. c. Submitted request immediately after the estimate process was complete. d. Included the following information in the request: <ol style="list-style-type: none"> (1) Type of relationship (command or support). (2) Amount and type of personnel and equipment needed. (3) Length of time needed to accomplish the mission. (4) Mission of the battalion. (5) Mission of the augmentation support unit. 3. The battalion staff modifies the estimate process based on actual augmentation support received and-- <ol style="list-style-type: none"> a. Prioritizes the effort for the supporting unit. b. Effects the coordination for logistical support based upon the command or support relationship such as food, fuel, and maintenance. 4. The S3 coordinates the liaison of the augmentation unit with the engineer company(s). <ol style="list-style-type: none"> a. Determined time, place, and attendance requirements for issuing the battalion operation order (OPORD) if not already issued. b. Determined the time and place for the liaison between the augmentation unit and the engineer company. 5. The battalion staff monitors the attached units. 		

TASK STEPS AND PERFORMANCE MEASURES	GO	NO-GO
a. Received personnel strength, maintenance status, mission status, and updates as required. b. Shifted assets as necessary. c. Inspected the quality of workmanship. d. Visited the unit to maintain high morale. 6. Terminate augmentation support. a. Accounted for equipment and personnel. b. Reported mission accomplishment to higher and receiving HQ.		

TASK PERFORMANCE / EVALUATION SUMMARY BLOCK							
ITERATION	1	2	3	4	5	M	TOTAL
TOTAL TASK STEPS EVALUATED							
TOTAL TASK STEPS "GO"							
TRAINING STATUS "GO"/"NO-GO"							

"*" indicates a leader task step.

SUPPORTING INDIVIDUAL TASKS: NONE

SUPPORTING COLLECTIVE TASKS: NONE

OPFOR TASKS AND STANDARDS

TASK: Conduct a Raid (5-OPFOR-0004)

CONDITION: The opposing forces (OPFOR) element has occupied an objective rally point and has orders to conduct a raid on a combat service support (CSS) base.

STANDARD: The OPFOR element infiltrates the enemy's base and destroys all of the targets. 1. Surprises the enemy forces. 2. Assaults the support base and accomplishes the assigned tasks. 3. Destroys the specified equipment and supplies. 4. Avoids being decisively engaged. 5. Withdraws all personnel from the objective areas within the time prescribed. 6. Obtains all priority intelligence requirements (PIR) from the raid site. 7. Sustains only light casualties from enemy fire.

TASK: Conduct an Aerial Reconnaissance (5-OPFOR-0010)

CONDITION: The opposing forces (OPFOR) headquarters (HQ) element requires intelligence on the locations and identification of the enemy elements. Aircraft is dispatched to take photographs and make a visual inspection of the enemy rear area.

STANDARD: The OPFOR element gathers photograph intelligence of the enemy. 1. Photographs the assigned sectors. 2. Makes quick visual checks where the ceiling is low. 3. Locates enemy positions in the area, particularly support and storage bases, and command and control (C2) facilities. 4. Sustains no loss of aircraft. 5. Reports priority intelligence requirements (PIR) and other information requirements to the OPFOR HQ.

TASK: Gather Intelligence (5-OPFOR-0011)

CONDITION: The opposing forces (OPFOR) small element, operating in the rear area, is planning attacks on enemy bases. Information is needed to complete the plans.

STANDARD: The OPFOR element infiltrates, gathers intelligence information, and submits its findings to the command. 1. Identifies all priority intelligence requirements (PIR) and other intelligence requirements. 2. Passes through any outpost, defensive wire, or warning devices undetected. 3. Moves to an observation point that offers cover and concealment and is clear enough to gather PIR and other intelligence requirements. 4. Gathers all PIR and other intelligence requirements. 5. Withdraws from the area undetected. 6. Reports all information to the OPFOR headquarters (HQ).

TASK: Conduct Sniper Operations (5-OPFOR-0006)

CONDITION: The opposing forces (OPFOR) element has assigned snipers (regular or irregular elements) in the enemy's rear area along the main supply route (MSR) and near support sites.

STANDARD: The OPFOR element kills or wounds targets. 1. Sets up a well-concealed location. 2. Engages vehicle drivers or personnel on foot with short bursts of semiautomatic fire. 3. Kills or wounds selected targets. 4. Prevents the position from being discovered by enemy forces. 5. Evacuates the area without being spotted. 6. Reports all specified priority intelligence requirements (PIR) and other intelligence requirements to the OPFOR headquarters (HQ).

TASK: Defeat Obstacles (5-OPFOR-0009)

CONDITION: The opposing forces (OPFOR) element encounters an obstacle that blocks the avenue of approach as it advances upon the enemy forces.

STANDARD: The OPFOR element bypasses or breaches the enemy obstacle. 1. Detects the obstacle before halting its main body. 2. Defeats the obstacle. a. Bypasses the obstacle without entering the engagement areas. b. Breaches the obstacle within 45 minutes and passes its entire force through the obstacle. 3. Does not incur degradation to the point that the mission must be discontinued.

TASK: Disrupt a Route Reconnaissance (5-OPFOR-0021)

CONDITION: The enemy is conducting a route reconnaissance. The opposing forces (OPFOR) element is positioned along the enemy's route.

STANDARD: The OPFOR element attempts to disrupt a squad/section conducting a route reconnaissance. 1. Prevents the unit from meeting its specified time schedule. 2. Forces the unit to deviate from its specified route. 3. Prevents the unit from reaching its assigned destination. 4. Surprises the squad/section. 5. Inflicts casualties on the unit.

TASK: Conduct Terrorist and Saboteur Attacks (5-OPFOR-0005)

CONDITION: The opposing forces (OPFOR) element dispatches small teams into the enemy's rear area to disrupt combat service support (CSS) operations.

STANDARD: The enemy sustains disrupted command and control (C2), destroyed equipment and supplies, and light casualties. 1. Locates rear support bases and C2 facilities. 2. Delays and disrupts CSS operations through probes. 3. Infiltrates CSS bases to conduct sabotage and terrorist activities. 4. Inflicts light casualties. 5. Destroys supplies and equipment.

TASK: Disrupt a Net Control Station (NCS) (5-OPFOR-0019)

CONDITION: The enemy has established a NCS. The opposing forces (OPFOR) element has radio and jamming equipment.

STANDARD: The OPFOR element attempts to disrupt an NCS. 1. Attempts to locate the radio frequency that the unit is operating on. 2. Attempts to enter the radio net. 3. Attempts to issue "bogus" orders to a unit on the net. 4. Jams the radio frequency and forces the unit to go to an alternate frequency.

TASK: Disrupt Construction of Vehicle Fighting Positions (5-OPFOR-0020)

CONDITION: The opposing forces (OPFOR) element has located the enemy. The priority intelligence requirements (PIR) and other intelligence obtained by OPFOR patrols indicate the enemy is constructing vehicle fighting positions within its defensive area. The OPFOR element has automatic and antiarmor weapons and light mortars.

STANDARD: The OPFOR element attempts to disrupt the enemy's efforts to establish vehicle fighting positions. 1. Locates the defensive area. 2. Surprises the main body. 3. Penetrates the defensive area with squad-size probes. 4. Inflicts casualties on the unit. 5. Destroys vehicles. 6. Disrupts the unit's preparations (prevents or delays beyond the unit's allotted time).

TASK: Disrupt Defensive Preparations (5-OPFOR-0018)

CONDITION: The opposing forces (OPFOR) element has located the enemy. Priority intelligence requirements (PIR) and other intelligence requirements obtained by OPFOR patrols indicate that the enemy elements are establishing defensive positions. The OPFOR element has automatic and antiarmor weapons and light mortars.

STANDARD: The OPFOR element disrupts and delays the enemy's defensive preparations. 1. Locates and penetrates the enemy's security system. 2. Forces the enemy to delay defensive preparations. 3. Disrupts the enemy's obstacle preparations.

TASK: Disrupt Quartering Party Operations (5-OPFOR-0017)

CONDITION: The enemy is conducting quartering party operations. It has established an assembly area (AA) but has not moved in the main body.

STANDARD: The opposing forces (OPFOR) element attempts to disrupt quartering party operations and infiltrate the enemy's AA. 1. Locates the quartering party and the AA. 2. Surprises the main body. 3. Penetrates the AA with squad-size probes. 4. Inflicts personnel casualties and vehicle damage. 5. Disrupts the unit's preparations (prevents or delays beyond the unit's allotted time).

TASK: Disrupt Movement (5-OPFOR-0014)

CONDITION: The enemy is expected to move through the opposing forces (OPFOR) element's area of operations. The OPFOR element has received an operation order (OPORD) or fragmentary order (FRAGO) to disrupt enemy movement. The enemy has the capability to defend with direct fire and antiarmor weapons.

STANDARD: The OPFOR element delays enemy movement. 1. Delays the element. 2. Forces the element to deviate from its route. 3. Prevents the element from reaching its destination. 4. Surprises the element's main body.

TASK: Disrupt Enemy Movement and Operations Using Tactical Nuclear Weapons (5-OPFOR-0016)

CONDITION: The opposing forces (OPFOR) element has located the enemy. Priority intelligence requirements (PIR) and other intelligence requirements have been obtained by OPFOR patrols. Tactical nuclear weapons are employed against key locations in the rear area.

STANDARD: The OPFOR element disrupts enemy movement and operations. 1. Disrupts or delays the movement of the enemy's equipment and supplies to the forward areas. 2. Destroys enemy equipment and supplies. 3. Inflicts a high rate of nuclear casualties among the enemy forces. 4. Denies the enemy the use of specified areas. 5. Contaminates the enemy's equipment and supplies.

TASK: Disrupt Assembly Area (AA) Activities (5-OPFOR-0013)

CONDITION: Intelligence reports indicate that platoon- and company-size enemy units are operating in the opposing forces (OPFOR) area of operations. Enemy units can defend from AAs with direct fire, antiarmor weapons, and indirect fire. The enemy has close air support (CAS) and nuclear, biological, and chemical (NBC) capabilities.

STANDARD: The OPFOR element locates and disrupts the enemy's AA activities. 1. Locates the element's AA. 2. Probes the AA with squad- or team-size elements. 3. Inflicts more than 5 percent casualties on the element. 4. Disrupts the element's preparations (prevents or delays beyond the element's allotted time).

TASK: Disrupt Enemy Movement and Operations Using Persistent and Nonpersistent Chemical Weapons (5-OPFOR-0015)

CONDITION: The opposing forces (OPFOR) element has located the enemy. Priority intelligence requirements (PIR) and other intelligence requirements have been obtained by OPFOR patrols. The OPFOR units deliver chemical agents, by means of conventional artillery weapons or aircraft, along selected supply routes and key bases in the rear area.

STANDARD: The OPFOR element disrupts enemy movement and operations using persistent and nonpersistent chemical weapons. 1. Delivers chemical agents in low and densely wooded areas. 2. Delays the movement of enemy supplies and equipment to the forward areas. 3. Restricts the movement of the enemy units in the rear area. 4. Channels the movement of enemy units into predesignated ambush areas. 5. Contaminates enemy supplies and equipment. 6. Inflicts a high rate of casualties on enemy forces.

TASK: Counter Passage of Lines (5-OPFOR-0012)

CONDITION: Enemy forces are in defensive positions, but they are expected to attempt passage-of-lines operations. The opposing forces (OPFOR) received orders to disrupt enemy passage-of-lines operations.

STANDARD: The OPFOR element delays or prevents enemy passage of lines. 1. Delays the passage. 2. Prevents the company from moving all personnel through the stationary unit. 3. Engages the main body of either the moving or the stationary unit.

TASK: Conduct Air Attacks (5-OPFOR-0002)

CONDITION: The opposing forces (OPFOR) element in the rear area has forwarded the positions of the enemy support sites or the locations of moving elements. The OPFOR aircraft have been dispatched to attack enemy installations or convoys.

STANDARD: The OPFOR element attempts to delay, disrupt, or damage the enemy targets by air. 1. Locates the target (support sites or convoys). 2. Makes attack runs on the designated targets. 3. Inflicts heavy damage to the selected target. 4. Sustains no loss of aircraft. 5. Delays moving the force for more than one hour.

TASK: Surrender to the Capturing Unit on the Battlefield (5-OPFOR-0024)

CONDITION: The enemy has captured opposing forces (OPFOR) element's soldiers, documents, and equipment sensitive to the OPFOR tactical operations.

STANDARD: The OPFOR soldiers retain or destroy documents and equipment. The OPFOR element surrenders the documents and the equipment of no tactical use to the enemy and attempts to conceal or destroy items of tactical value. The OPFOR element attempts escape and evasion. 1. Prevents the successful capture of the documents and the equipment. 2. Destroys the documents and the equipment. 3. Removes identifying markings from the equipment. 4. Removes unit-identifying insignia. 5. Provides misleading information. 6. Plans an escape. 7. Delays movement to the nearest collection point. 8. Prevents safeguarding of the enemy prisoners of war (EPWs) in order to cause embarrassment to the United States (US).

TASK: Attack (5-OPFOR-0001)

CONDITION: The opposing forces (OPFOR) element has located the enemy. The priority intelligence requirements (PIR) and the other intelligence requirements have been obtained by OPFOR patrols. The OPFOR element has automatic and antiarmor weapons and light mortars.

STANDARD: The OPFOR element attempts to seize the terrain, the vehicles, or the equipment. 1. Develops an attack plan. 2. Surprises the enemy unit's main body. 3. Initiates the attack using a scheme of maneuver that exploits the enemy's flanks, gaps, and weaknesses. 4. Uses covered and concealed routes to approach the enemy forces' flanks, gaps, or weakly held areas. 5. Employs indirect fire to support the attack. 6. Penetrates enemy defenses. 7. Destroys the equipment and the supplies. 8. Inflicts heavy casualties. 9. Isolates the combat service support (CSS) base by blocking the reinforcements. 10. Forces the enemy units to displace. 11. Avoids being fixed in one position. 12. Withdraws before the CSS base is reinforced with tactical combat forces.

TASK: Defend a Minefield (5-OPFOR-0023)

CONDITION: The enemy is conducting a minefield sweeping operation. The opposing forces (OPFOR) element has a minefield placed in the enemy's path. The minefield is under constant observation and fire.

STANDARD: The OPFOR element defends a minefield against an enemy element conducting a minefield sweeping operation. 1. Prevents the unit from detecting the obstacle. 2. Disrupts the minefield sweeping operation. 3. Prevents the unit from conducting the minefield sweeping operation, prevents the unit from moving all personnel through the breach, or delays the completion of the minefield sweeping operation for more than 45 minutes.

TASK: Maintain Contact (5-OPFOR-0003)

CONDITION: The opposing forces (OPFOR) element is engaged with enemy base-defense forces. The enemy forces are withdrawing under pressure.

STANDARD: The OPFOR element maintains enemy contact while the enemy withdraws. 1. Engages the enemy forces decisively. 2. Advances the OPFOR as the enemy forces withdraw. 3. Inflicts heavy casualties. 4. Captures the members of the enemy force. 5. Captures documents and equipment. 6. Safeguards the captured documents, the equipment, and the personnel.

TASK: Disrupt an Engineer Reconnaissance (5-OPFOR-0022)

CONDITION: The enemy is conducting an engineer reconnaissance. The opposing forces (OPFOR) element is positioned along the enemy's route.

STANDARD: The OPFOR element disrupts an engineer reconnaissance. 1. Prevents the unit from meeting its specified time schedule. 2. Forces the unit to deviate from its specified route. 3. Prevents the unit from accomplishing its assigned engineer reconnaissance. 4. Surprises the unit conducting the reconnaissance.

TASK: Conduct an Ambush (5-OPFOR-0007)

CONDITION: The enemy is moving in a convoy. The opposing forces (OPFOR) element is positioned along the enemy's route.

STANDARD: The OPFOR element inflicts casualties on the enemy and causes vehicle and equipment damage. 1. Prepares an ambush site before the element arrives. 2. Surprises march element forces. 3. Inflicts heavy casualties within the designated kill zone. 4. Inflicts heavy damage to the vehicles and the equipment within the designated kill zone. 5. Delays the march element from reaching a specified destination for a specified period of time. 6. Withdraws on order. 7. Sustains no casualties. 8. Reports actions to superiors.

TASK: Conduct an Attack (5-OPFOR-0008)

CONDITION: The enemy is conducting tactical operations. The opposing forces (OPFOR) element receives orders to attack the enemy, the area of occupation, or the main supply route (MSR) with smoke.

STANDARD: The OPFOR element disrupts the enemy's movement and smoke operations. 1. Determines the delivery method of the smoke attack. 2. Locates the target. 3. Delivers the smoke attack downwind. 4. Attacks the enemy with smoke, and surge attacks when the enemy responds to the smoke.

ELEMENT: Command Section

TASK: Conduct Troop-Leading Procedures (05-3-1018)
(FM 7-7)

ITERATION: 1 2 3 4 5 M (Circle)

COMMANDER/LEADER ASSESSMENT: T P U (Circle)

CONDITIONS: The element receives a mission from a warning order (WO), a fragmentary order (FRAGO), or an operation order (OPORD). Digital units have performed functionality checks, and systems are operational. Some iterations of this task should be performed in MOPP4.

TASK STANDARDS: The unit leader gives a WO, conducts a leader's reconnaissance, issues an OPORD, and supervises the preparation for the assigned mission within the allotted time. Digital units have the ability to conduct map reconnaissance using the Digital Topographic Support System (DTSS). The Army Battle Command System (ABCS) can be used to submit reports and orders to update the common operational picture (COP) and the situational awareness (SA). Digital units send and receive reports using frequency-modulated (FM) or digital means. The time required to perform this task is increased when conducting it in mission-oriented protection posture (MOPP) 4.

TASK STEPS AND PERFORMANCE MEASURES	GO	NO-GO
<ul style="list-style-type: none"> * 1. The platoon leader receives a fragmentary order (FRAGO) or an OPORD from an engineer company or maneuver task force. He determines the mission, enemy, terrain, troops, time available, and civilian considerations (METT-TC) factors, needed supplies and equipment, and special tasks to assign. * 2. The platoon leader issues a warning order (WO) to the platoon sergeant, squad leaders, and any attached section leaders. <ul style="list-style-type: none"> a. Stated the mission (nature of the operation). b. Identified the participants in the operation. c. Stated the time of the operation. d. Gave any special instructions. e. Gave the time and place for issuing the complete order. * 3. The platoon leader makes a tentative plan while the platoon prepares. <ul style="list-style-type: none"> a. The platoon leader based the plan on METT-TC factors. b. The platoon leader planned the available time using reverse planning. c. The platoon leader used no more than one-third of the available time, leaving the remainder for squad preparation. d. The other leaders began precombat checks and reconfigured equipment based on the mission. As a minimum they checked rations, water, weapons, ammunition, individual uniforms and equipment, mission-essential equipment, and the individual soldier's knowledge of the mission. e. The platoon continued assembly area (AA) activities and security. <ul style="list-style-type: none"> (1) Maintained equipment and weapons. (2) Conducted personal hygiene. (3) Resupplied, to include distribution of small-arms ammunition, demolitions, and mines and refueling of vehicles. (4) Rehearsed battle drills. (5) If possible, test-fired weapons. (6) Ate and rested. 4. The platoon begins movement. 		

TASK STEPS AND PERFORMANCE MEASURES	GO	NO-GO
<p>NOTE: This subtask may be omitted, occur in a different sequence, or be done concurrently with another subtask.</p> <ul style="list-style-type: none"> a. If required, the platoon leader initiated movement before completing the plan. b. The platoon sergeant or one of the squad leaders moved the platoon in the absence of the platoon leader. c. Squad and section leaders continued mission preparation. <p>* 5. The platoon leader conducts a reconnaissance.</p> <ul style="list-style-type: none"> a. Conducted a map reconnaissance using the digital SA from the unit's equipment, as a minimum. (When practical, the platoon sergeant and squad leaders participated in the reconnaissance.) b. Conducted a ground reconnaissance (usually as part of a larger force). <ul style="list-style-type: none"> (1) Included subunit leaders (as many as practical) in the reconnaissance. (2) Identified areas critical to the mission. (3) Moved as far forward as time and the situation permitted. <p>* 6. The platoon leader completes the plan.</p> <ul style="list-style-type: none"> a. Made changes to the tentative plan based on the map/ground reconnaissance. b. Made changes to the tentative plan based on the available equipment, personnel, and/or material. <p>* 7. The platoon leader verbally issues the completed order to the platoon sergeant, squad leaders, and attached section leaders in a FRAGO or OPORD format as a minimum.</p> <p>NOTE: The order may be given to the entire platoon at the same time.</p> <ul style="list-style-type: none"> a. SITUATION. <ul style="list-style-type: none"> (1) Enemy. (2) Friendly. (3) Attachments and detachments. b. MISSION. c. EXECUTION. <ul style="list-style-type: none"> (1) Concept of the operation. <ul style="list-style-type: none"> (a) Scheme of maneuver. (b) Fire support. (c) Obstacles. (2) Submit missions. (3) Coordinating instructions. d. SERVICE SUPPORT. <ul style="list-style-type: none"> (1) Common classes of supply. (2) Basic load. (3) Engineer materials. e. COMMAND AND SIGNAL. <ul style="list-style-type: none"> (1) Command. <ul style="list-style-type: none"> (a) The location of the platoon leader and platoon sergeant. (b) Succession of command if not in the unit's standing operating procedure (SOP). (2) Signal. <ul style="list-style-type: none"> (a) Call signs and frequencies. (b) Challenge and password. (c) Pyrotechnic signals. <p>* 8. The platoon leaders supervise final preparations using any combination of the subtasks listed in a, b, c, and d below.</p> <ul style="list-style-type: none"> a. Developed sand table exercises. 		

TASK STEPS AND PERFORMANCE MEASURES	GO	NO-GO
(1) Constructed a sand table reflecting the mission terrain. (2) Rehearsed the mission on the sand table with the leaders. b. Conducted leader rehearsals. (1) Walked through the mission with the leaders in the AA. (2) Covered the critical aspects of the mission. (3) Ensured that the other leaders understood their missions. c. Conducted platoon rehearsals. (1) Erected a mock-up of enemy obstacles and fortifications. (2) Walked through the mission on the ground in the AA. (3) Ensured that each element understood its mission. d. Conducted a rehearsal with the supported maneuver force. The rehearsal was either a sand table exercise, a leader rehearsal, or a full unit rehearsal in the AA (preferred). e. Conducted inspections. (1) Checked/inventoried equipment. Ensured that items were serviceable and the platoon had everything specified in the company SOP and those items required for the specific mission. (2) Ensured that the unit had an adequate resupply of ammunition, food, water, repair parts, fuel, medical supplies, obstacle material, demolitions, and mines. (3) Conducted a communications check. (4) Ensured that personnel, equipment, and carriers were camouflaged and weapons were test fired. (5) Questioned personnel to ensure that they understood the platoon order and their specific responsibilities. (6) Made a final inspection of personnel, vehicles, weapons, and equipment immediately before starting the mission, for those items listed above.		

TASK PERFORMANCE / EVALUATION SUMMARY BLOCK							
ITERATION	1	2	3	4	5	M	TOTAL
TOTAL TASK STEPS EVALUATED							
TOTAL TASK STEPS "GO"							
TRAINING STATUS "GO"/"NO-GO"							

"*" indicates a leader task step.

SUPPORTING INDIVIDUAL TASKS

Task Number	Task Title	References
052-193-3071	Determine Method of Bridge Attack	STP 5-12B24-SM-TG STP 5-62G13-SM-TG
052-195-4050	Prepare Engineer Estimates	STP 5-12B24-SM-TG
071-326-5505	Issue an Oral Operation Order	STP 5-12B24-SM-TG STP 5-62G13-SM-TG
071-326-5626	Prepare an Oral Operation Order	STP 21-24-SMCT

SUPPORTING COLLECTIVE TASKS

Task Number	Task Title	References
05-2-0042	Receive and Distribute Throughput Supplies	ARTEP 5-027-35-MTP ARTEP 5-053-35-MTP

SUPPORTING COLLECTIVE TASKS

Task Number	Task Title	References
		ARTEP 5-063-35-MTP
		ARTEP 5-113-35-MTP
		ARTEP 5-145-32-MTP
		ARTEP 5-157-35-MTP
		ARTEP 5-217-35-MTP
		ARTEP 5-335-65-MTP
		ARTEP 5-337-35-MTP
		ARTEP 5-413-35-MTP
		ARTEP 5-417-35-MTP
		ARTEP 5-423-35-MTP
		ARTEP 5-427-35-MTP
		ARTEP 5-434-35-MTP
		ARTEP 5-435-67-MTP
		ARTEP 5-437-36-MTP
		ARTEP 5-437-38-MTP
		ARTEP 5-443-35-MTP
		ARTEP 5-447-35-MTP
		ARTEP 5-447-37-MTP
		ARTEP 5-463-35-MTP
		ARTEP 5-463-36-MTP
		ARTEP 5-473-35-MTP

OPFOR TASKS AND STANDARDS

TASK: Conduct Sniper Operations (5-OPFOR-0006)

CONDITION: The opposing forces (OPFOR) element has assigned snipers (regular or irregular elements) in the enemy's rear area along the main supply route (MSR) and near support sites.

STANDARD: The OPFOR element kills or wounds targets. 1. Sets up a well-concealed location. 2. Engages vehicle drivers or personnel on foot with short bursts of semiautomatic fire. 3. Kills or wounds selected targets. 4. Prevents the position from being discovered by enemy forces. 5. Evacuates the area without being spotted. 6. Reports all specified priority intelligence requirements (PIR) and other intelligence requirements to the OPFOR headquarters (HQ).

TASK: Conduct an Ambush (5-OPFOR-0007)

CONDITION: The enemy is moving in a convoy. The opposing forces (OPFOR) element is positioned along the enemy's route.

STANDARD: The OPFOR element inflicts casualties on the enemy and causes vehicle and equipment damage. 1. Prepares an ambush site before the element arrives. 2. Surprises march element forces. 3. Inflicts heavy casualties within the designated kill zone. 4. Inflicts heavy damage to the vehicles and the equipment within the designated kill zone. 5. Delays the march element from reaching a specified destination for a specified period of time. 6. Withdraws on order. 7. Sustains no casualties. 8. Reports actions to superiors.

TASK: Conduct an Attack (5-OPFOR-0008)

CONDITION: The enemy is conducting tactical operations. The opposing forces (OPFOR) element receives orders to attack the enemy, the area of occupation, or the main supply route (MSR) with smoke.

STANDARD: The OPFOR element disrupts the enemy's movement and smoke operations. 1. Determines the delivery method of the smoke attack. 2. Locates the target. 3. Delivers the smoke attack downwind. 4. Attacks the enemy with smoke, and surge attacks when the enemy responds to the smoke.

TASK: Conduct an Aerial Reconnaissance (5-OPFOR-0010)

CONDITION: The opposing forces (OPFOR) headquarters (HQ) element requires intelligence on the locations and identification of the enemy elements. Aircraft is dispatched to take photographs and make a visual inspection of the enemy rear area.

STANDARD: The OPFOR element gathers photograph intelligence of the enemy. 1. Photographs the assigned sectors. 2. Makes quick visual checks where the ceiling is low. 3. Locates enemy positions in the area, particularly support and storage bases, and command and control (C2) facilities. 4. Sustains no loss of aircraft. 5. Reports priority intelligence requirements (PIR) and other information requirements to the OPFOR HQ.

TASK: Gather Intelligence (5-OPFOR-0011)

CONDITION: The opposing forces (OPFOR) small element, operating in the rear area, is planning attacks on enemy bases. Information is needed to complete the plans.

STANDARD: The OPFOR element infiltrates, gathers intelligence information, and submits its findings to the command. 1. Identifies all priority intelligence requirements (PIR) and other intelligence requirements. 2. Passes through any outpost, defensive wire, or warning devices undetected. 3. Moves to an observation point that offers cover and concealment and is clear enough to gather PIR and other intelligence requirements. 4. Gathers all PIR and other intelligence requirements. 5. Withdraws from the area undetected. 6. Reports all information to the OPFOR headquarters (HQ).

TASK: Defend a Minefield (5-OPFOR-0023)

CONDITION: The enemy is conducting a minefield sweeping operation. The opposing forces (OPFOR) element has a minefield placed in the enemy's path. The minefield is under constant observation and fire.

STANDARD: The OPFOR element defends a minefield against an enemy element conducting a minefield sweeping operation. 1. Prevents the unit from detecting the obstacle. 2. Disrupts the minefield sweeping operation. 3. Prevents the unit from conducting the minefield sweeping operation, prevents the unit from moving all personnel through the breach, or delays the completion of the minefield sweeping operation for more than 45 minutes.

TASK: Disrupt a Route Reconnaissance (5-OPFOR-0021)

CONDITION: The enemy is conducting a route reconnaissance. The opposing forces (OPFOR) element is positioned along the enemy's route.

STANDARD: The OPFOR element attempts to disrupt a squad/section conducting a route reconnaissance. 1. Prevents the unit from meeting its specified time schedule. 2. Forces the unit to deviate from its specified route. 3. Prevents the unit from reaching its assigned destination. 4. Surprises the squad/section. 5. Inflicts casualties on the unit.

TASK: Maintain Contact (5-OPFOR-0003)

CONDITION: The opposing forces (OPFOR) element is engaged with enemy base-defense forces. The enemy forces are withdrawing under pressure.

STANDARD: The OPFOR element maintains enemy contact while the enemy withdraws. 1. Engages the enemy forces decisively. 2. Advances the OPFOR as the enemy forces withdraw. 3. Inflicts heavy casualties. 4. Captures the members of the enemy force. 5. Captures documents and equipment. 6. Safeguards the captured documents, the equipment, and the personnel.

TASK: Conduct a Raid (5-OPFOR-0004)

CONDITION: The opposing forces (OPFOR) element has occupied an objective rally point and has orders to conduct a raid on a combat service support (CSS) base.

STANDARD: The OPFOR element infiltrates the enemy's base and destroys all of the targets. 1. Surprises the enemy forces. 2. Assaults the support base and accomplishes the assigned tasks. 3. Destroys the specified equipment and supplies. 4. Avoids being decisively engaged. 5. Withdraws all personnel from the objective areas within the time prescribed. 6. Obtains all priority intelligence requirements (PIR) from the raid site. 7. Sustains only light casualties from enemy fire.

TASK: Disrupt a Net Control Station (NCS) (5-OPFOR-0019)

CONDITION: The enemy has established a NCS. The opposing forces (OPFOR) element has radio and jamming equipment.

STANDARD: The OPFOR element attempts to disrupt an NCS. 1. Attempts to locate the radio frequency that the unit is operating on. 2. Attempts to enter the radio net. 3. Attempts to issue "bogus" orders to a unit on the net. 4. Jams the radio frequency and forces the unit to go to an alternate frequency.

TASK: Disrupt Construction of Vehicle Fighting Positions (5-OPFOR-0020)

CONDITION: The opposing forces (OPFOR) element has located the enemy. The priority intelligence requirements (PIR) and other intelligence obtained by OPFOR patrols indicate the enemy is constructing vehicle fighting positions within its defensive area. The OPFOR element has automatic and antiarmor weapons and light mortars.

STANDARD: The OPFOR element attempts to disrupt the enemy's efforts to establish vehicle fighting positions. 1. Locates the defensive area. 2. Surprises the main body. 3. Penetrates the defensive area with squad-size probes. 4. Inflicts casualties on the unit. 5. Destroys vehicles. 6. Disrupts the unit's preparations (prevents or delays beyond the unit's allotted time).

TASK: Defeat Obstacles (5-OPFOR-0009)

CONDITION: The opposing forces (OPFOR) element encounters an obstacle that blocks the avenue of approach as it advances upon the enemy forces.

STANDARD: The OPFOR element bypasses or breaches the enemy obstacle. 1. Detects the obstacle before halting its main body. 2. Defeats the obstacle. a. Bypasses the obstacle without entering the engagement areas. b. Breaches the obstacle within 45 minutes and passes its entire force through the obstacle. 3. Does not incur degradation to the point that the mission must be discontinued.

TASK: Disrupt an Engineer Reconnaissance (5-OPFOR-0022)

CONDITION: The enemy is conducting an engineer reconnaissance. The opposing forces (OPFOR) element is positioned along the enemy's route.

STANDARD: The OPFOR element disrupts an engineer reconnaissance. 1. Prevents the unit from meeting its specified time schedule. 2. Forces the unit to deviate from its specified route. 3. Prevents the unit from accomplishing its assigned engineer reconnaissance. 4. Surprises the unit conducting the reconnaissance.

TASK: Conduct Terrorist and Saboteur Attacks (5-OPFOR-0005)

CONDITION: The opposing forces (OPFOR) element dispatches small teams into the enemy's rear area to disrupt combat service support (CSS) operations.

STANDARD: The enemy sustains disrupted command and control (C2), destroyed equipment and supplies, and light casualties. 1. Locates rear support bases and C2 facilities. 2. Delays and disrupts CSS operations through probes. 3. Infiltrates CSS bases to conduct sabotage and terrorist activities. 4. Inflicts light casualties. 5. Destroys supplies and equipment.

TASK: Disrupt Defensive Preparations (5-OPFOR-0018)

CONDITION: The opposing forces (OPFOR) element has located the enemy. Priority intelligence requirements (PIR) and other intelligence requirements obtained by OPFOR patrols indicate that the enemy elements are establishing defensive positions. The OPFOR element has automatic and antiarmor weapons and light mortars.

STANDARD: The OPFOR element disrupts and delays the enemy's defensive preparations. 1. Locates and penetrates the enemy's security system. 2. Forces the enemy to delay defensive preparations. 3. Disrupts the enemy's obstacle preparations.

TASK: Disrupt Quarters Party Operations (5-OPFOR-0017)

CONDITION: The enemy is conducting quarters party operations. It has established an assembly area (AA) but has not moved in the main body.

STANDARD: The opposing forces (OPFOR) element attempts to disrupt quarters party operations and infiltrate the enemy's AA. 1. Locates the quarters party and the AA. 2. Surprises the main body. 3. Penetrates the AA with squad-size probes. 4. Inflicts personnel casualties and vehicle damage. 5. Disrupts the unit's preparations (prevents or delays beyond the unit's allotted time).

TASK: Disrupt Enemy Movement and Operations Using Tactical Nuclear Weapons (5-OPFOR-0016)

CONDITION: The opposing forces (OPFOR) element has located the enemy. Priority intelligence requirements (PIR) and other intelligence requirements have been obtained by OPFOR patrols. Tactical nuclear weapons are employed against key locations in the rear area.

STANDARD: The OPFOR element disrupts enemy movement and operations. 1. Disrupts or delays the movement of the enemy's equipment and supplies to the forward areas. 2. Destroys enemy equipment and supplies. 3. Inflicts a high rate of nuclear casualties among the enemy forces. 4. Denies the enemy the use of specified areas. 5. Contaminates the enemy's equipment and supplies.

TASK: Disrupt Enemy Movement and Operations Using Persistent and Nonpersistent Chemical Weapons (5-OPFOR-0015)

CONDITION: The opposing forces (OPFOR) element has located the enemy. Priority intelligence requirements (PIR) and other intelligence requirements have been obtained by OPFOR patrols. The OPFOR units deliver chemical agents, by means of conventional artillery weapons or aircraft, along selected supply routes and key bases in the rear area.

STANDARD: The OPFOR element disrupts enemy movement and operations using persistent and nonpersistent chemical weapons. 1. Delivers chemical agents in low and densely wooded areas. 2. Delays the movement of enemy supplies and equipment to the forward areas. 3. Restricts the movement of the enemy units in the rear area. 4. Channels the movement of enemy units into predesignated ambush areas. 5. Contaminates enemy supplies and equipment. 6. Inflicts a high rate of casualties on enemy forces.

TASK: Counter Passage of Lines (5-OPFOR-0012)

CONDITION: Enemy forces are in defensive positions, but they are expected to attempt passage-of-lines operations. The opposing forces (OPFOR) received orders to disrupt enemy passage-of-lines operations.

STANDARD: The OPFOR element delays or prevents enemy passage of lines. 1. Delays the passage. 2. Prevents the company from moving all personnel through the stationary unit. 3. Engages the main body of either the moving or the stationary unit.

TASK: Disrupt Movement (5-OPFOR-0014)

CONDITION: The enemy is expected to move through the opposing forces (OPFOR) element's area of operations. The OPFOR element has received an operation order (OPORD) or fragmentary order (FRAGO) to disrupt enemy movement. The enemy has the capability to defend with direct fire and antiarmor weapons.

STANDARD: The OPFOR element delays enemy movement. 1. Delays the element. 2. Forces the element to deviate from its route. 3. Prevents the element from reaching its destination. 4. Surprises the element's main body.

TASK: Disrupt Assembly Area (AA) Activities (5-OPFOR-0013)

CONDITION: Intelligence reports indicate that platoon- and company-size enemy units are operating in the opposing forces (OPFOR) area of operations. Enemy units can defend from AAs with direct fire, antiarmor weapons, and indirect fire. The enemy has close air support (CAS) and nuclear, biological, and chemical (NBC) capabilities.

STANDARD: The OPFOR element locates and disrupts the enemy's AA activities. 1. Locates the element's AA. 2. Probes the AA with squad- or team-size elements. 3. Inflicts more than 5 percent casualties on the element. 4. Disrupts the element's preparations (prevents or delays beyond the element's allotted time).

TASK: Conduct Air Attacks (5-OPFOR-0002)

CONDITION: The opposing forces (OPFOR) element in the rear area has forwarded the positions of the enemy support sites or the locations of moving elements. The OPFOR aircraft have been dispatched to attack enemy installations or convoys.

STANDARD: The OPFOR element attempts to delay, disrupt, or damage the enemy targets by air. 1. Locates the target (support sites or convoys). 2. Makes attack runs on the designated targets. 3. Inflicts heavy damage to the selected target. 4. Sustains no loss of aircraft. 5. Delays moving the force for more than one hour.

TASK: Attack (5-OPFOR-0001)

CONDITION: The opposing forces (OPFOR) element has located the enemy. The priority intelligence requirements (PIR) and the other intelligence requirements have been obtained by OPFOR patrols. The OPFOR element has automatic and antiarmor weapons and light mortars.

STANDARD: The OPFOR element attempts to seize the terrain, the vehicles, or the equipment. 1. Develops an attack plan. 2. Surprises the enemy unit's main body. 3. Initiates the attack using a scheme of maneuver that exploits the enemy's flanks, gaps, and weaknesses. 4. Uses covered and concealed routes to approach the enemy forces' flanks, gaps, or weakly held areas. 5. Employs indirect fire to support the attack. 6. Penetrates enemy defenses. 7. Destroys the equipment and the supplies. 8. Inflicts heavy casualties. 9. Isolates the combat service support (CSS) base by blocking the reinforcements. 10. Forces the enemy units to displace. 11. Avoids being fixed in one position. 12. Withdraws before the CSS base is reinforced with tactical combat forces.

TASK: Surrender to the Capturing Unit on the Battlefield (5-OPFOR-0024)

CONDITION: The enemy has captured opposing forces (OPFOR) element's soldiers, documents, and equipment sensitive to the OPFOR tactical operations.

STANDARD: The OPFOR soldiers retain or destroy documents and equipment. The OPFOR element surrenders the documents and the equipment of no tactical use to the enemy and attempts to conceal or destroy items of tactical value. The OPFOR element attempts escape and evasion. 1. Prevents the successful capture of the documents and the equipment. 2. Destroys the documents and the equipment. 3. Removes identifying markings from the equipment. 4. Removes unit-identifying insignia. 5. Provides misleading information. 6. Plans an escape. 7. Delays movement to the nearest collection point. 8. Prevents safeguarding of the enemy prisoners of war (EPWs) in order to cause embarrassment to the United States (US).

ELEMENT: Communication Section

TASK: Establish and Operate a Single-Channel Voice Radio Net (11-3-0214.05-T01A)
 (FM 24-18) (FM 24-1) (FM 24-19)
 (FM 24-33)

ITERATION: 1 2 3 4 5 M (Circle)
COMMANDER/LEADER ASSESSMENT: T P U (Circle)

CONDITIONS: The element is tactically deployed and must establish the communications network. Digital units have performed functionality checks, and systems are operational. The operators have been briefed and issued extracts from the signal operation instructions (SOI) and the signal supplemental instructions (SSI), the numerical cipher, the authenticated system, the operations codes, and the brevity lists. Situational hazards such as nuclear, biological, and chemical (NBC) conditions; opposing forces (OPFOR); electronic warfare (EW); and directional finding ability exist. Some iterations of this task should be performed in MOPP4.

TASK STANDARDS: The operators establish and enter a radio net no later than the time prescribed in the operation order (OPORD) or the operation plan (OPLAN). Digital units send and receive reports using frequency-modulated (FM) or digital means. The net is not compromised. The time required to perform this task is increased when conducting it in mission-oriented protection posture (MOPP) 4.

TASK STEPS AND PERFORMANCE MEASURES	GO	NO-GO
<ol style="list-style-type: none"> 1. Radio operators install a radio set for operation. <ol style="list-style-type: none"> a. Secured radios in mount. b. Connected audio accessories. c. Installed antennas. d. Performed before-operation preventive-maintenance checks and services (PMCS). e. Performed radio operational checks. 2. Radio operators make initial entry into the nets. <ol style="list-style-type: none"> a. Obtained appropriate call signs, suffixes, and frequencies from the SOI/SSI. b. Entered a radio net. c. Authenticated when challenged by the net control station (NCS). 3. Radio operators recognize frequency interference. <ol style="list-style-type: none"> a. Recognized jamming or interference. b. Determined if the interference was internal or external. c. Determined if the interference was intentional or unintentional. 4. Radio operators initiate prescribed electronic countercountermeasures (ECCM). <ol style="list-style-type: none"> a. Continued to operate. b. Increased the transmit power. c. Tuned the receiver for max signal. d. Relocated the antenna. e. Requested a change of frequency. f. Reported suspected jamming to the immediate supervisor. g. Submitted meaconing, intrusion, jamming, and interference (MIJI) feeder reports. 5. Radio operators employ preventive ECCM and radio procedures. <ol style="list-style-type: none"> a. Used communications security (COMSEC) equipment (secure), if available (transmission security (TSEC)/KY-38 or TSEC/KY-57). 		

TASK STEPS AND PERFORMANCE MEASURES	GO	NO-GO
b. Loaded the appropriate key variables using KYK-13 or KOI-15. c. Used only approved radiotelephone procedures as required by the SOI/SSI. d. Encrypted and decrypted grid coordinates using the SOI/SSI (not necessary in secure-voice operation). e. Kept the length (not more than 20 seconds per transmission) and the number of transmissions to a minimum. f. Used the lowest power setting required to communicate with desired stations. g. Used the correct call signs and frequencies. h. Observed periods of radio-listening silence. i. Adhered to net discipline.		

TASK PERFORMANCE / EVALUATION SUMMARY BLOCK							
ITERATION	1	2	3	4	5	M	TOTAL
TOTAL TASK STEPS EVALUATED							
TOTAL TASK STEPS "GO"							
TRAINING STATUS "GO"/"NO-GO"							

"**" indicates a leader task step.

SUPPORTING INDIVIDUAL TASKS: NONE

SUPPORTING COLLECTIVE TASKS: NONE

OPFOR TASKS AND STANDARDS

TASK: Disrupt a Route Reconnaissance (5-OPFOR-0021)

CONDITION: The enemy is conducting a route reconnaissance. The opposing forces (OPFOR) element is positioned along the enemy's route.

STANDARD: The OPFOR element attempts to disrupt a squad/section conducting a route reconnaissance. 1. Prevents the unit from meeting its specified time schedule. 2. Forces the unit to deviate from its specified route. 3. Prevents the unit from reaching its assigned destination. 4. Surprises the squad/section. 5. Inflicts casualties on the unit.

TASK: Conduct an Aerial Reconnaissance (5-OPFOR-0010)

CONDITION: The opposing forces (OPFOR) headquarters (HQ) element requires intelligence on the locations and identification of the enemy elements. Aircraft is dispatched to take photographs and make a visual inspection of the enemy rear area.

STANDARD: The OPFOR element gathers photograph intelligence of the enemy. 1. Photographs the assigned sectors. 2. Makes quick visual checks where the ceiling is low. 3. Locates enemy positions in the area, particularly support and storage bases, and command and control (C2) facilities. 4. Sustains no loss of aircraft. 5. Reports priority intelligence requirements (PIR) and other information requirements to the OPFOR HQ.

TASK: Conduct a Raid (5-OPFOR-0004)

CONDITION: The opposing forces (OPFOR) element has occupied an objective rally point and has orders to conduct a raid on a combat service support (CSS) base.

STANDARD: The OPFOR element infiltrates the enemy's base and destroys all of the targets. 1. Surprises the enemy forces. 2. Assaults the support base and accomplishes the assigned tasks. 3. Destroys the specified equipment and supplies. 4. Avoids being decisively engaged. 5. Withdraws all personnel from the objective areas within the time prescribed. 6. Obtains all priority intelligence requirements (PIR) from the raid site. 7. Sustains only light casualties from enemy fire.

TASK: Defeat Obstacles (5-OPFOR-0009)

CONDITION: The opposing forces (OPFOR) element encounters an obstacle that blocks the avenue of approach as it advances upon the enemy forces.

STANDARD: The OPFOR element bypasses or breaches the enemy obstacle. 1. Detects the obstacle before halting its main body. 2. Defeats the obstacle. a. Bypasses the obstacle without entering the engagement areas. b. Breaches the obstacle within 45 minutes and passes its entire force through the obstacle. 3. Does not incur degradation to the point that the mission must be discontinued.

TASK: Conduct an Attack (5-OPFOR-0008)

CONDITION: The enemy is conducting tactical operations. The opposing forces (OPFOR) element receives orders to attack the enemy, the area of occupation, or the main supply route (MSR) with smoke.

STANDARD: The OPFOR element disrupts the enemy's movement and smoke operations. 1. Determines the delivery method of the smoke attack. 2. Locates the target. 3. Delivers the smoke attack downwind. 4. Attacks the enemy with smoke, and surge attacks when the enemy responds to the smoke.

TASK: Disrupt Construction of Vehicle Fighting Positions (5-OPFOR-0020)

CONDITION: The opposing forces (OPFOR) element has located the enemy. The priority intelligence requirements (PIR) and other intelligence obtained by OPFOR patrols indicate the enemy is constructing vehicle fighting positions within its defensive area. The OPFOR element has automatic and antiarmor weapons and light mortars.

STANDARD: The OPFOR element attempts to disrupt the enemy's efforts to establish vehicle fighting positions. 1. Locates the defensive area. 2. Surprises the main body. 3. Penetrates the defensive area with squad-size probes. 4. Inflicts casualties on the unit. 5. Destroys vehicles. 6. Disrupts the unit's preparations (prevents or delays beyond the unit's allotted time).

TASK: Disrupt an Engineer Reconnaissance (5-OPFOR-0022)

CONDITION: The enemy is conducting an engineer reconnaissance. The opposing forces (OPFOR) element is positioned along the enemy's route.

STANDARD: The OPFOR element disrupts an engineer reconnaissance. 1. Prevents the unit from meeting its specified time schedule. 2. Forces the unit to deviate from its specified route. 3. Prevents the unit from accomplishing its assigned engineer reconnaissance. 4. Surprises the unit conducting the reconnaissance.

TASK: Conduct Terrorist and Saboteur Attacks (5-OPFOR-0005)

CONDITION: The opposing forces (OPFOR) element dispatches small teams into the enemy's rear area to disrupt combat service support (CSS) operations.

STANDARD: The enemy sustains disrupted command and control (C2), destroyed equipment and supplies, and light casualties. 1. Locates rear support bases and C2 facilities. 2. Delays and disrupts CSS operations through probes. 3. Infiltrates CSS bases to conduct sabotage and terrorist activities. 4. Inflicts light casualties. 5. Destroys supplies and equipment.

TASK: Defend a Minefield (5-OPFOR-0023)

CONDITION: The enemy is conducting a minefield sweeping operation. The opposing forces (OPFOR) element has a minefield placed in the enemy's path. The minefield is under constant observation and fire.

STANDARD: The OPFOR element defends a minefield against an enemy element conducting a minefield sweeping operation. 1. Prevents the unit from detecting the obstacle. 2. Disrupts the minefield sweeping operation. 3. Prevents the unit from conducting the minefield sweeping operation, prevents the unit from moving all personnel through the breach, or delays the completion of the minefield sweeping operation for more than 45 minutes.

TASK: Conduct Sniper Operations (5-OPFOR-0006)

CONDITION: The opposing forces (OPFOR) element has assigned snipers (regular or irregular elements) in the enemy's rear area along the main supply route (MSR) and near support sites.

STANDARD: The OPFOR element kills or wounds targets. 1. Sets up a well-concealed location. 2. Engages vehicle drivers or personnel on foot with short bursts of semiautomatic fire. 3. Kills or wounds selected targets. 4. Prevents the position from being discovered by enemy forces. 5. Evacuates the area without being spotted. 6. Reports all specified priority intelligence requirements (PIR) and other intelligence requirements to the OPFOR headquarters (HQ).

TASK: Conduct an Ambush (5-OPFOR-0007)

CONDITION: The enemy is moving in a convoy. The opposing forces (OPFOR) element is positioned along the enemy's route.

STANDARD: The OPFOR element inflicts casualties on the enemy and causes vehicle and equipment damage. 1. Prepares an ambush site before the element arrives. 2. Surprises march element forces. 3. Inflicts heavy casualties within the designated kill zone. 4. Inflicts heavy damage to the vehicles and the equipment within the designated kill zone. 5. Delays the march element from reaching a specified destination for a specified period of time. 6. Withdraws on order. 7. Sustains no casualties. 8. Reports actions to superiors.

TASK: Maintain Contact (5-OPFOR-0003)

CONDITION: The opposing forces (OPFOR) element is engaged with enemy base-defense forces. The enemy forces are withdrawing under pressure.

STANDARD: The OPFOR element maintains enemy contact while the enemy withdraws. 1. Engages the enemy forces decisively. 2. Advances the OPFOR as the enemy forces withdraw. 3. Inflicts heavy casualties. 4. Captures the members of the enemy force. 5. Captures documents and equipment. 6. Safeguards the captured documents, the equipment, and the personnel.

TASK: Surrender to the Capturing Unit on the Battlefield (5-OPFOR-0024)

CONDITION: The enemy has captured opposing forces (OPFOR) element's soldiers, documents, and equipment sensitive to the OPFOR tactical operations.

STANDARD: The OPFOR soldiers retain or destroy documents and equipment. The OPFOR element surrenders the documents and the equipment of no tactical use to the enemy and attempts to conceal or destroy items of tactical value. The OPFOR element attempts escape and evasion. 1. Prevents the successful capture of the documents and the equipment. 2. Destroys the documents and the equipment. 3. Removes identifying markings from the equipment. 4. Removes unit-identifying insignia. 5. Provides misleading information. 6. Plans an escape. 7. Delays movement to the nearest collection point. 8. Prevents safeguarding of the enemy prisoners of war (EPWs) in order to cause embarrassment to the United States (US).

TASK: Disrupt a Net Control Station (NCS) (5-OPFOR-0019)

CONDITION: The enemy has established a NCS. The opposing forces (OPFOR) element has radio and jamming equipment.

STANDARD: The OPFOR element attempts to disrupt an NCS. 1. Attempts to locate the radio frequency that the unit is operating on. 2. Attempts to enter the radio net. 3. Attempts to issue "bogus" orders to a unit on the net. 4. Jams the radio frequency and forces the unit to go to an alternate frequency.

TASK: Disrupt Defensive Preparations (5-OPFOR-0018)

CONDITION: The opposing forces (OPFOR) element has located the enemy. Priority intelligence requirements (PIR) and other intelligence requirements obtained by OPFOR patrols indicate that the enemy elements are establishing defensive positions. The OPFOR element has automatic and antiarmor weapons and light mortars.

STANDARD: The OPFOR element disrupts and delays the enemy's defensive preparations. 1. Locates and penetrates the enemy's security system. 2. Forces the enemy to delay defensive preparations. 3. Disrupts the enemy's obstacle preparations.

TASK: Disrupt Enemy Movement and Operations Using Tactical Nuclear Weapons (5-OPFOR-0016)

CONDITION: The opposing forces (OPFOR) element has located the enemy. Priority intelligence requirements (PIR) and other intelligence requirements have been obtained by OPFOR patrols. Tactical nuclear weapons are employed against key locations in the rear area.

STANDARD: The OPFOR element disrupts enemy movement and operations. 1. Disrupts or delays the movement of the enemy's equipment and supplies to the forward areas. 2. Destroys enemy equipment and supplies. 3. Inflicts a high rate of nuclear casualties among the enemy forces. 4. Denies the enemy the use of specified areas. 5. Contaminates the enemy's equipment and supplies.

TASK: Disrupt Quartering Party Operations (5-OPFOR-0017)

CONDITION: The enemy is conducting quartering party operations. It has established an assembly area (AA) but has not moved in the main body.

STANDARD: The opposing forces (OPFOR) element attempts to disrupt quartering party operations and infiltrate the enemy's AA. 1. Locates the quartering party and the AA. 2. Surprises the main body. 3. Penetrates the AA with squad-size probes. 4. Inflicts personnel casualties and vehicle damage. 5. Disrupts the unit's preparations (prevents or delays beyond the unit's allotted time).

TASK: Disrupt Enemy Movement and Operations Using Persistent and Nonpersistent Chemical Weapons (5-OPFOR-0015)

CONDITION: The opposing forces (OPFOR) element has located the enemy. Priority intelligence requirements (PIR) and other intelligence requirements have been obtained by OPFOR patrols. The OPFOR units deliver chemical agents, by means of conventional artillery weapons or aircraft, along selected supply routes and key bases in the rear area.

STANDARD: The OPFOR element disrupts enemy movement and operations using persistent and nonpersistent chemical weapons. 1. Delivers chemical agents in low and densely wooded areas. 2. Delays the movement of enemy supplies and equipment to the forward areas. 3. Restricts the movement of the enemy units in the rear area. 4. Channels the movement of enemy units into predesignated ambush areas. 5. Contaminates enemy supplies and equipment. 6. Inflicts a high rate of casualties on enemy forces.

TASK: Disrupt Movement (5-OPFOR-0014)

CONDITION: The enemy is expected to move through the opposing forces (OPFOR) element's area of operations. The OPFOR element has received an operation order (OPORD) or fragmentary order (FRAGO) to disrupt enemy movement. The enemy has the capability to defend with direct fire and antiarmor weapons.

STANDARD: The OPFOR element delays enemy movement. 1. Delays the element. 2. Forces the element to deviate from its route. 3. Prevents the element from reaching its destination. 4. Surprises the element's main body.

TASK: Counter Passage of Lines (5-OPFOR-0012)

CONDITION: Enemy forces are in defensive positions, but they are expected to attempt passage-of-lines operations. The opposing forces (OPFOR) received orders to disrupt enemy passage-of-lines operations.

STANDARD: The OPFOR element delays or prevents enemy passage of lines. 1. Delays the passage. 2. Prevents the company from moving all personnel through the stationary unit. 3. Engages the main body of either the moving or the stationary unit.

TASK: Disrupt Assembly Area (AA) Activities (5-OPFOR-0013)

CONDITION: Intelligence reports indicate that platoon- and company-size enemy units are operating in the opposing forces (OPFOR) area of operations. Enemy units can defend from AAs with direct fire, antiarmor weapons, and indirect fire. The enemy has close air support (CAS) and nuclear, biological, and chemical (NBC) capabilities.

STANDARD: The OPFOR element locates and disrupts the enemy's AA activities. 1. Locates the element's AA. 2. Probes the AA with squad- or team-size elements. 3. Inflicts more than 5 percent casualties on the element. 4. Disrupts the element's preparations (prevents or delays beyond the element's allotted time).

TASK: Attack (5-OPFOR-0001)

CONDITION: The opposing forces (OPFOR) element has located the enemy. The priority intelligence requirements (PIR) and the other intelligence requirements have been obtained by OPFOR patrols. The OPFOR element has automatic and antiarmor weapons and light mortars.

STANDARD: The OPFOR element attempts to seize the terrain, the vehicles, or the equipment. 1. Develops an attack plan. 2. Surprises the enemy unit's main body. 3. Initiates the attack using a scheme of maneuver that exploits the enemy's flanks, gaps, and weaknesses. 4. Uses covered and concealed routes to approach the enemy forces' flanks, gaps, or weakly held areas. 5. Employs indirect fire to support the attack. 6. Penetrates enemy defenses. 7. Destroys the equipment and the supplies. 8. Inflicts heavy casualties. 9. Isolates the combat service support (CSS) base by blocking the reinforcements. 10. Forces the enemy units to displace. 11. Avoids being fixed in one position. 12. Withdraws before the CSS base is reinforced with tactical combat forces.

TASK: Conduct Air Attacks (5-OPFOR-0002)

CONDITION: The opposing forces (OPFOR) element in the rear area has forwarded the positions of the enemy support sites or the locations of moving elements. The OPFOR aircraft have been dispatched to attack enemy installations or convoys.

STANDARD: The OPFOR element attempts to delay, disrupt, or damage the enemy targets by air. 1. Locates the target (support sites or convoys). 2. Makes attack runs on the designated targets. 3. Inflicts heavy damage to the selected target. 4. Sustains no loss of aircraft. 5. Delays moving the force for more than one hour.

ELEMENT: S1 Section

TASK: Participate in the Operations Order (OPORD) Process (12-1-0408.05-T01A)
 (FM 101-5) (FM 3-0)

ITERATION: 1 2 3 4 5 M (Circle)

COMMANDER/LEADER ASSESSMENT: T P U (Circle)

CONDITIONS: The battalion is engaging in combat operations and has received a mission from higher headquarters (HQ). Digital units have performed functionality checks, and systems are operational. The battalion commander has issued planning guidance. Some iterations of this task should be performed in MOPP4.

TASK STANDARDS: The personnel estimate and annex of the OPORD are completed in the time outlined in the commander's guidance. Digital units send and receive reports using frequency-modulated (FM) or digital means. The time required to perform this task is increased when conducting it in mission-oriented protection posture (MOPP) 4.

TASK STEPS AND PERFORMANCE MEASURES	GO	NO-GO
<p>* 1. The Adjutant (US Army) (S1) section prepares the personnel estimate.</p> <ul style="list-style-type: none"> a. Obtained the commander's restated mission. b. Obtained intelligence information from the Intelligence Officer (US Army) (S2). c. Obtained tactical information from the commander or the Operations and Training Officer (US Army) (S3). d. Obtained logistical information from the Supply Officer (US Army) (S4). e. Prepared the troop-preparedness situation. f. Analyzed and compared courses of action. g. Developed conclusions. h. Presented conclusions to the commander. <p>2. The S1 section participates in the preparation process for the service support annex.</p> <ul style="list-style-type: none"> a. Verified the battalion's task organization. b. Updated task force battle rosters and personnel strength (PS) charts to reflect the new task organization. c. Advised the commander and staff on task force PS. d. Developed estimates of injured, sick, and wounded rates. e. Coordinated the location of medical support facilities and evacuation routes and procedures. f. Provided medical-support information to staff members in support of staff planning. g. Relayed tactical/operational information and command directives to medical-support units. h. Verified casualty data and strength information with the battalion aid station. i. Established requirements and procedures for strength accounting, replacements, and casualty reporting. j. Coordinated and designated temporary enemy prisoner of war (EPW) and civilian-detainee collection points and outlined evacuation procedures. k. Prepared the personnel portion of paragraph 4 (Service Support) of the OPORD. l. Briefed task organization and personnel portions of the OPORD. 		

TASK PERFORMANCE / EVALUATION SUMMARY BLOCK							
ITERATION	1	2	3	4	5	M	TOTAL
TOTAL TASK STEPS EVALUATED							
TOTAL TASK STEPS "GO"							
TRAINING STATUS "GO"/"NO-GO"							

"*" indicates a leader task step.

SUPPORTING INDIVIDUAL TASKS: NONE

SUPPORTING COLLECTIVE TASKS: NONE

OPFOR TASKS AND STANDARDS

TASK: Surrender to the Capturing Unit on the Battlefield (5-OPFOR-0024)

CONDITION: The enemy has captured opposing forces (OPFOR) element's soldiers, documents, and equipment sensitive to the OPFOR tactical operations.

STANDARD: The OPFOR soldiers retain or destroy documents and equipment. The OPFOR element surrenders the documents and the equipment of no tactical use to the enemy and attempts to conceal or destroy items of tactical value. The OPFOR element attempts escape and evasion. 1. Prevents the successful capture of the documents and the equipment. 2. Destroys the documents and the equipment. 3. Removes identifying markings from the equipment. 4. Removes unit-identifying insignia. 5. Provides misleading information. 6. Plans an escape. 7. Delays movement to the nearest collection point. 8. Prevents safeguarding of the enemy prisoners of war (EPWs) in order to cause embarrassment to the United States (US).

TASK: Disrupt a Route Reconnaissance (5-OPFOR-0021)

CONDITION: The enemy is conducting a route reconnaissance. The opposing forces (OPFOR) element is positioned along the enemy's route.

STANDARD: The OPFOR element attempts to disrupt a squad/section conducting a route reconnaissance. 1. Prevents the unit from meeting its specified time schedule. 2. Forces the unit to deviate from its specified route. 3. Prevents the unit from reaching its assigned destination. 4. Surprises the squad/section. 5. Inflicts casualties on the unit.

TASK: Conduct an Aerial Reconnaissance (5-OPFOR-0010)

CONDITION: The opposing forces (OPFOR) headquarters (HQ) element requires intelligence on the locations and identification of the enemy elements. Aircraft is dispatched to take photographs and make a visual inspection of the enemy rear area.

STANDARD: The OPFOR element gathers photograph intelligence of the enemy. 1. Photographs the assigned sectors. 2. Makes quick visual checks where the ceiling is low. 3. Locates enemy positions in the area, particularly support and storage bases, and command and control (C2) facilities. 4. Sustains no loss of aircraft. 5. Reports priority intelligence requirements (PIR) and other information requirements to the OPFOR HQ.

TASK: Conduct a Raid (5-OPFOR-0004)

CONDITION: The opposing forces (OPFOR) element has occupied an objective rally point and has orders to conduct a raid on a combat service support (CSS) base.

STANDARD: The OPFOR element infiltrates the enemy's base and destroys all of the targets. 1. Surprises the enemy forces. 2. Assaults the support base and accomplishes the assigned tasks. 3. Destroys the specified equipment and supplies. 4. Avoids being decisively engaged. 5. Withdraws all personnel from the objective areas within the time prescribed. 6. Obtains all priority intelligence requirements (PIR) from the raid site. 7. Sustains only light casualties from enemy fire.

TASK: Defeat Obstacles (5-OPFOR-0009)

CONDITION: The opposing forces (OPFOR) element encounters an obstacle that blocks the avenue of approach as it advances upon the enemy forces.

STANDARD: The OPFOR element bypasses or breaches the enemy obstacle. 1. Detects the obstacle before halting its main body. 2. Defeats the obstacle. a. Bypasses the obstacle without entering the engagement areas. b. Breaches the obstacle within 45 minutes and passes its entire force through the obstacle. 3. Does not incur degradation to the point that the mission must be discontinued.

TASK: Conduct an Attack (5-OPFOR-0008)

CONDITION: The enemy is conducting tactical operations. The opposing forces (OPFOR) element receives orders to attack the enemy, the area of occupation, or the main supply route (MSR) with smoke.

STANDARD: The OPFOR element disrupts the enemy's movement and smoke operations. 1. Determines the delivery method of the smoke attack. 2. Locates the target. 3. Delivers the smoke attack downwind. 4. Attacks the enemy with smoke, and surge attacks when the enemy responds to the smoke.

TASK: Disrupt Construction of Vehicle Fighting Positions (5-OPFOR-0020)

CONDITION: The opposing forces (OPFOR) element has located the enemy. The priority intelligence requirements (PIR) and other intelligence obtained by OPFOR patrols indicate the enemy is constructing vehicle fighting positions within its defensive area. The OPFOR element has automatic and antiarmor weapons and light mortars.

STANDARD: The OPFOR element attempts to disrupt the enemy's efforts to establish vehicle fighting positions. 1. Locates the defensive area. 2. Surprises the main body. 3. Penetrates the defensive area with squad-size probes. 4. Inflicts casualties on the unit. 5. Destroys vehicles. 6. Disrupts the unit's preparations (prevents or delays beyond the unit's allotted time).

TASK: Disrupt an Engineer Reconnaissance (5-OPFOR-0022)

CONDITION: The enemy is conducting an engineer reconnaissance. The opposing forces (OPFOR) element is positioned along the enemy's route.

STANDARD: The OPFOR element disrupts an engineer reconnaissance. 1. Prevents the unit from meeting its specified time schedule. 2. Forces the unit to deviate from its specified route. 3. Prevents the unit from accomplishing its assigned engineer reconnaissance. 4. Surprises the unit conducting the reconnaissance.

TASK: Defend a Minefield (5-OPFOR-0023)

CONDITION: The enemy is conducting a minefield sweeping operation. The opposing forces (OPFOR) element has a minefield placed in the enemy's path. The minefield is under constant observation and fire.

STANDARD: The OPFOR element defends a minefield against an enemy element conducting a minefield sweeping operation. 1. Prevents the unit from detecting the obstacle. 2. Disrupts the minefield sweeping operation. 3. Prevents the unit from conducting the minefield sweeping operation, prevents the unit from moving all personnel through the breach, or delays the completion of the minefield sweeping operation for more than 45 minutes.

TASK: Conduct Terrorist and Saboteur Attacks (5-OPFOR-0005)

CONDITION: The opposing forces (OPFOR) element dispatches small teams into the enemy's rear area to disrupt combat service support (CSS) operations.

STANDARD: The enemy sustains disrupted command and control (C2), destroyed equipment and supplies, and light casualties. 1. Locates rear support bases and C2 facilities. 2. Delays and disrupts CSS operations through probes. 3. Infiltrates CSS bases to conduct sabotage and terrorist activities. 4. Inflicts light casualties. 5. Destroys supplies and equipment.

TASK: Conduct Sniper Operations (5-OPFOR-0006)

CONDITION: The opposing forces (OPFOR) element has assigned snipers (regular or irregular elements) in the enemy's rear area along the main supply route (MSR) and near support sites.

STANDARD: The OPFOR element kills or wounds targets. 1. Sets up a well-concealed location. 2. Engages vehicle drivers or personnel on foot with short bursts of semiautomatic fire. 3. Kills or wounds selected targets. 4. Prevents the position from being discovered by enemy forces. 5. Evacuates the area without being spotted. 6. Reports all specified priority intelligence requirements (PIR) and other intelligence requirements to the OPFOR headquarters (HQ).

TASK: Maintain Contact (5-OPFOR-0003)

CONDITION: The opposing forces (OPFOR) element is engaged with enemy base-defense forces. The enemy forces are withdrawing under pressure.

STANDARD: The OPFOR element maintains enemy contact while the enemy withdraws. 1. Engages the enemy forces decisively. 2. Advances the OPFOR as the enemy forces withdraw. 3. Inflicts heavy casualties. 4. Captures the members of the enemy force. 5. Captures documents and equipment. 6. Safeguards the captured documents, the equipment, and the personnel.

TASK: Conduct an Ambush (5-OPFOR-0007)

CONDITION: The enemy is moving in a convoy. The opposing forces (OPFOR) element is positioned along the enemy's route.

STANDARD: The OPFOR element inflicts casualties on the enemy and causes vehicle and equipment damage. 1. Prepares an ambush site before the element arrives. 2. Surprises march element forces. 3. Inflicts heavy casualties within the designated kill zone. 4. Inflicts heavy damage to the vehicles and the equipment within the designated kill zone. 5. Delays the march element from reaching a specified destination for a specified period of time. 6. Withdraws on order. 7. Sustains no casualties. 8. Reports actions to superiors.

TASK: Disrupt a Net Control Station (NCS) (5-OPFOR-0019)

CONDITION: The enemy has established a NCS. The opposing forces (OPFOR) element has radio and jamming equipment.

STANDARD: The OPFOR element attempts to disrupt an NCS. 1. Attempts to locate the radio frequency that the unit is operating on. 2. Attempts to enter the radio net. 3. Attempts to issue "bogus" orders to a unit on the net. 4. Jams the radio frequency and forces the unit to go to an alternate frequency.

TASK: Disrupt Defensive Preparations (5-OPFOR-0018)

CONDITION: The opposing forces (OPFOR) element has located the enemy. Priority intelligence requirements (PIR) and other intelligence requirements obtained by OPFOR patrols indicate that the enemy elements are establishing defensive positions. The OPFOR element has automatic and antiarmor weapons and light mortars.

STANDARD: The OPFOR element disrupts and delays the enemy's defensive preparations. 1. Locates and penetrates the enemy's security system. 2. Forces the enemy to delay defensive preparations. 3. Disrupts the enemy's obstacle preparations.

TASK: Disrupt Enemy Movement and Operations Using Tactical Nuclear Weapons (5-OPFOR-0016)

CONDITION: The opposing forces (OPFOR) element has located the enemy. Priority intelligence requirements (PIR) and other intelligence requirements have been obtained by OPFOR patrols. Tactical nuclear weapons are employed against key locations in the rear area.

STANDARD: The OPFOR element disrupts enemy movement and operations. 1. Disrupts or delays the movement of the enemy's equipment and supplies to the forward areas. 2. Destroys enemy equipment and supplies. 3. Inflicts a high rate of nuclear casualties among the enemy forces. 4. Denies the enemy the use of specified areas. 5. Contaminates the enemy's equipment and supplies.

TASK: Disrupt Quartering Party Operations (5-OPFOR-0017)

CONDITION: The enemy is conducting quartering party operations. It has established an assembly area (AA) but has not moved in the main body.

STANDARD: The opposing forces (OPFOR) element attempts to disrupt quartering party operations and infiltrate the enemy's AA. 1. Locates the quartering party and the AA. 2. Surprises the main body. 3. Penetrates the AA with squad-size probes. 4. Inflicts personnel casualties and vehicle damage. 5. Disrupts the unit's preparations (prevents or delays beyond the unit's allotted time).

TASK: Disrupt Enemy Movement and Operations Using Persistent and Nonpersistent Chemical Weapons (5-OPFOR-0015)

CONDITION: The opposing forces (OPFOR) element has located the enemy. Priority intelligence requirements (PIR) and other intelligence requirements have been obtained by OPFOR patrols. The OPFOR units deliver chemical agents, by means of conventional artillery weapons or aircraft, along selected supply routes and key bases in the rear area.

STANDARD: The OPFOR element disrupts enemy movement and operations using persistent and nonpersistent chemical weapons. 1. Delivers chemical agents in low and densely wooded areas. 2. Delays the movement of enemy supplies and equipment to the forward areas. 3. Restricts the movement of the enemy units in the rear area. 4. Channels the movement of enemy units into predesignated ambush areas. 5. Contaminates enemy supplies and equipment. 6. Inflicts a high rate of casualties on enemy forces.

TASK: Disrupt Movement (5-OPFOR-0014)

CONDITION: The enemy is expected to move through the opposing forces (OPFOR) element's area of operations. The OPFOR element has received an operation order (OPORD) or fragmentary order (FRAGO) to disrupt enemy movement. The enemy has the capability to defend with direct fire and antiarmor weapons.

STANDARD: The OPFOR element delays enemy movement. 1. Delays the element. 2. Forces the element to deviate from its route. 3. Prevents the element from reaching its destination. 4. Surprises the element's main body.

TASK: Counter Passage of Lines (5-OPFOR-0012)

CONDITION: Enemy forces are in defensive positions, but they are expected to attempt passage-of-lines operations. The opposing forces (OPFOR) received orders to disrupt enemy passage-of-lines operations.

STANDARD: The OPFOR element delays or prevents enemy passage of lines. 1. Delays the passage. 2. Prevents the company from moving all personnel through the stationary unit. 3. Engages the main body of either the moving or the stationary unit.

TASK: Disrupt Assembly Area (AA) Activities (5-OPFOR-0013)

CONDITION: Intelligence reports indicate that platoon- and company-size enemy units are operating in the opposing forces (OPFOR) area of operations. Enemy units can defend from AAs with direct fire, antiarmor weapons, and indirect fire. The enemy has close air support (CAS) and nuclear, biological, and chemical (NBC) capabilities.

STANDARD: The OPFOR element locates and disrupts the enemy's AA activities. 1. Locates the element's AA. 2. Probes the AA with squad- or team-size elements. 3. Inflicts more than 5 percent casualties on the element. 4. Disrupts the element's preparations (prevents or delays beyond the element's allotted time).

TASK: Attack (5-OPFOR-0001)

CONDITION: The opposing forces (OPFOR) element has located the enemy. The priority intelligence requirements (PIR) and the other intelligence requirements have been obtained by OPFOR patrols. The OPFOR element has automatic and antiarmor weapons and light mortars.

STANDARD: The OPFOR element attempts to seize the terrain, the vehicles, or the equipment. 1. Develops an attack plan. 2. Surprises the enemy unit's main body. 3. Initiates the attack using a scheme of maneuver that exploits the enemy's flanks, gaps, and weaknesses. 4. Uses covered and concealed routes to approach the enemy forces' flanks, gaps, or weakly held areas. 5. Employs indirect fire to support the attack. 6. Penetrates enemy defenses. 7. Destroys the equipment and the supplies. 8. Inflicts heavy casualties. 9. Isolates the combat service support (CSS) base by blocking the reinforcements. 10. Forces the enemy units to displace. 11. Avoids being fixed in one position. 12. Withdraws before the CSS base is reinforced with tactical combat forces.

TASK: Conduct Air Attacks (5-OPFOR-0002)

CONDITION: The opposing forces (OPFOR) element in the rear area has forwarded the positions of the enemy support sites or the locations of moving elements. The OPFOR aircraft have been dispatched to attack enemy installations or convoys.

STANDARD: The OPFOR element attempts to delay, disrupt, or damage the enemy targets by air. 1. Locates the target (support sites or convoys). 2. Makes attack runs on the designated targets. 3. Inflicts heavy damage to the selected target. 4. Sustains no loss of aircraft. 5. Delays moving the force for more than one hour.

CHAPTER 6

External Evaluation

6-1. General. An external evaluation assesses the unit's ability to perform its mission. Using units may modify this evaluation based on the METT-TC and other considerations as deemed appropriate by the commander. Selected T&EOs from Chapter 5 that involve the total unit and employ a realistic OPFOR and the use of the MILES are used for the evaluation. At the completion of the evaluation, the commander can identify the strengths and weaknesses of his unit. These strengths and weakness are the basis for future training and resource allocations.

6-2. Preparing the Evaluation. The commander must standardize evaluation procedures to accurately measure the unit's capabilities. Table 6-1 is a sample evaluation scenario that contains the mission as well as the appropriate tasks necessary to develop the scenario and execute the evaluation. Figure 6-1 is a graphic representation of the scenario. Selective tailoring is required because it is not possible to evaluate every task. The following procedures are suggested for developing the evaluation:

Table 6-1. Sample Evaluation Scenario

Event	Action	Estimated Time Allotted	Proposed Time Frame
1	Conduct Preevaluation Operations	Before start time	
2	Conduct Troop-Leading Procedures		
3	Issue a Road March Order	Day 1 - 0200 hours	2 hours
4	Conduct a Tactical Road March	0400 hours	5 hours
5	Occupy an Assembly Area	0900 hours	3 hours
Module 1			
6	Receive a warning order (WO)	1200 hours	2 hours
7	Support Combat Operations (Mobility)		
8	Conduct Unit Support Operations		
9	Perform Unit Maintenance Operations		
10	Conduct Administrative Operations		
11	Conduct Intelligence Operations		
Module 2			
12	Conduct Unit Support Operations	Day 2 - 1400 hours	
13	Receive a Warning Order		
14	Support Combat Operations (Counter-mobility)		
15	Perform Unit Maintenance Operations		
16	Move to an AAR Site and Conduct an AAR		
17	End Exercise (ENDEX)		

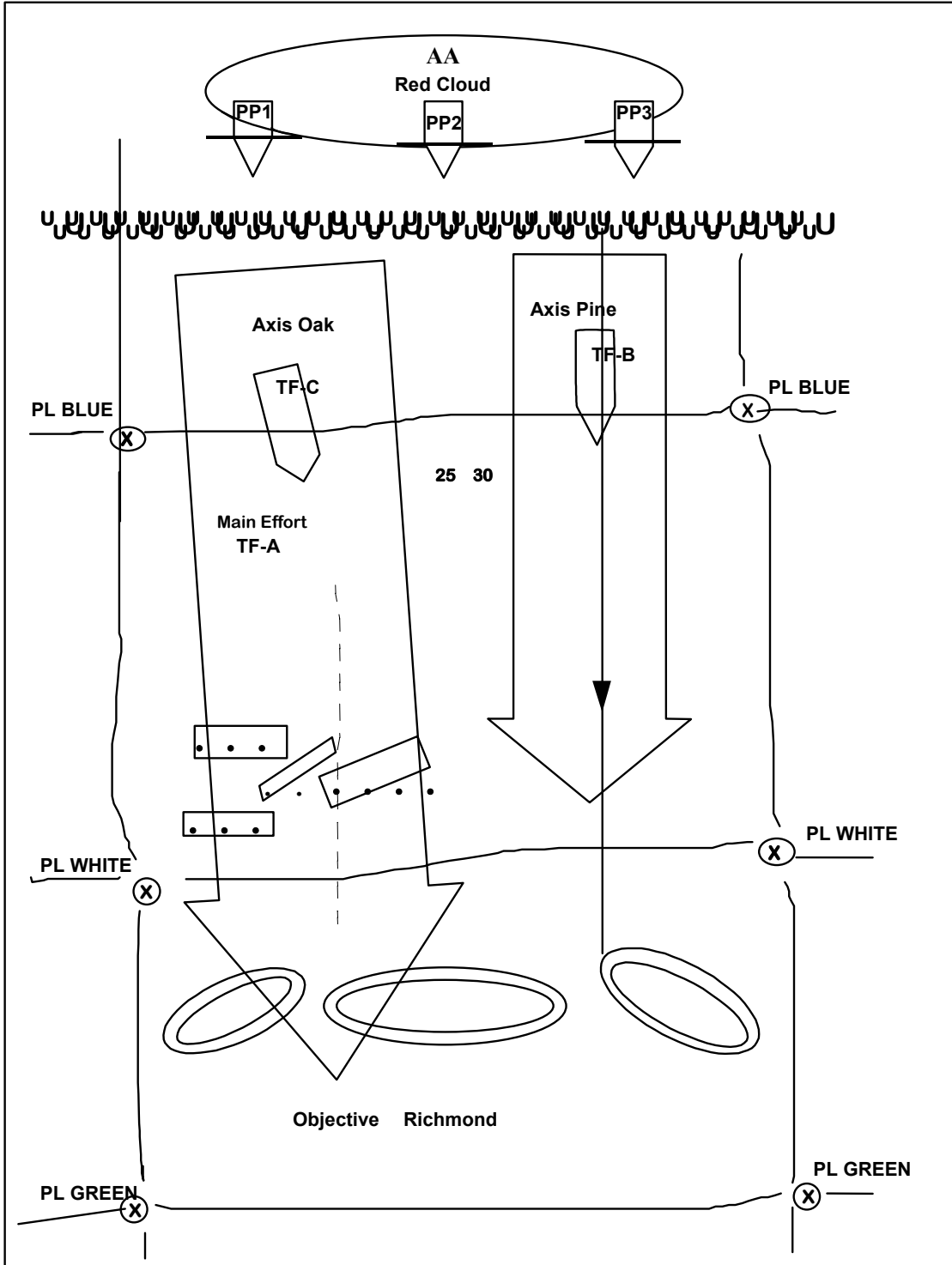


Figure 6-1. Sample Graphic Illustration Scenario

a. Identify the missions for evaluating each element, using Figure 2-2 in Chapter 2. Record the selected missions on the unit proficiency work sheet (UPW) (Figure 6-2).

Unit: _____		Date: _____				Unit Overall Rating and Remarks
Number	Unit Mission/Task	Section/ Squad	Section/ Squad	Section/ Squad	Section/ Squad	
		GO	GO	GO	GO	
		NO-GO	NO-GO	NO-GO	NO-GO	
		GO	GO	GO	GO	
		NO-GO	NO-GO	NO-GO	NO-GO	
		GO	GO	GO	GO	
		NO-GO	NO-GO	NO-GO	NO-GO	
		GO	GO	GO	GO	
		NO-GO	NO-GO	NO-GO	NO-GO	
		GO	GO	GO	GO	
		NO-GO	NO-GO	NO-GO	NO-GO	
		GO	GO	GO	GO	
		NO-GO	NO-GO	NO-GO	NO-GO	
		GO	GO	GO	GO	
		NO-GO	NO-GO	NO-GO	NO-GO	
		GO	GO	GO	GO	
		NO-GO	NO-GO	NO-GO	NO-GO	
		GO	GO	GO	GO	
		NO-GO	NO-GO	NO-GO	NO-GO	
		GO	GO	GO	GO	
		NO-GO	NO-GO	NO-GO	NO-GO	
		GO	GO	GO	GO	
		NO-GO	NO-GO	NO-GO	NO-GO	
		GO	GO	GO	GO	
		NO-GO	NO-GO	NO-GO	NO-GO	

NOTE: If more space is required for remarks, use the back side of this form.

Figure 6-2. Sample Unit Proficiency Work Sheet

c. Select the tasks for the evaluation of every mission. List the selected tasks on the task summary sheet, which is used for recording the results of the evaluation.

d. Compile the selected missions and tasks in the order that they logically occur in the detailed scenario (Table 6-1). Group the selected missions and tasks into parts for continuous operations. The parts can be interrupted at logical points to assess the MILES casualties and to conduct in-process AARs.

6-3. **Resource Requirements and Planning Considerations.** Adequate training ammunition, equipment, and supplies must be forecasted and requisitioned. Table 6-2 is a consolidated list of the support requirements for this evaluation. It is based on experience with the scenario in Table 6-1. The evaluating HQ must prepare its own consolidated support requirements.

Table 6-2. Sample Consolidated Support Requirements

CONSOLIDATED SUPPORT REQUIREMENTS FOR FTX 5-1-E0001			
Ammunition	DODIC	Estimated Basic Load	
5.56 mm	A080	150 rounds per rifle	
7.62 mm	A111	400 rounds per M60	
5.56 mm	A075	250 rounds per SAW	
Caliber .50	A598	250 rounds per M2	
ATWESS (AT-4)	L367	15 each per company (inert)	
Hand grenade, body, M69	G811	2 per man	
Hand grenade, fuse (practice)	G878	2 per man	
Simulators, projectile, ground burst	L598	50 per exercise	
Simulator, hand grenade, M116 series	L601	20 per squad (without live demolitions to simulate demolition) or 6 per squad	
Demolitions (See note below.)			
MICLIC		4 per company with 2 reloads	
Bangalore torpedo kit		1 per squad	
Charge, block TNT		50 per squad	
MDI M11, 12, 13, 14		15 each (total 60) per platoon	
MDI igniters		60 each platoon	
Time fuse		500 feet per platoon	
Satchel charge, M183		30 per platoon	
40-pound shape charge		12 per platoon	
Smoke grenades, white		60 per platoon	
Smoke pot, ground		10 per platoon	
Other Items			
Batteries, BA 200 (6-volt)		50 each	
Batteries, BA 3090 (9-volt)		400 each	
Class IV			
Concertina wire			
Mines			
MILES Equipment	Company	Evaluators	OPFOR
APC	13		13/4
Caliber .50 system	15		13/4
M240 system	2		
M19 blank firing adapter	15		13/4
M16 system	120		120/28
M60 machine-gun system	13		13/2
Controller guns		8	
Small-arms alignment fixture		2	
NOTE: Ammunition and demolitions are basic loads and should be restocked (according to their use) during the exercise.			

6-4. Selecting and Training Observers/Controllers. A successful evaluation depends heavily on selecting Os/Cs with the proper experience, training them to fulfill their responsibilities, and supervising them throughout the conduct of the evaluation.

a. A six-person O/C team comprised of the following personnel is suggested for performing an external evaluation:

- (1) Senior O/C.
- (2) Staff O/C.
- (3) Operations O/C.
- (4) Administration O/C.
- (5) Logistics O/C.
- (6) NBC O/C.

b. A thorough knowledge of the unit's mission, organization, equipment, and doctrine is required by the Os/Cs. They must understand the overall operation of the unit and how it is integrated into and supports force-projection operations. Team members must have a working knowledge of the common individual and collective tasks in areas such as local-defense convoy procedures, communications, and NBC. One member of the team must have detailed expertise in the NBC and local-defense, common-task areas. The Os/Cs should be equal in grade to the person in charge of the element they are evaluating, and they should have previous experience in the position being evaluated. All team members must be able to make objective evaluations, function effectively as a team member, and state their findings in writing and briefings.

c. O/C training focuses on providing Os/Cs with a general understanding of the overall evaluation, providing each O/C with a detailed understanding of the specific duties and responsibilities, and building a spirit of teamwork. O/C training includes--

- (1) The overall evaluation design, general scenario, master-events list, and the specific evaluation purposes and objectives.
- (2) The unit's METL and its linkage to the T&EOs and other materials contained in this ARTEP MTP.
- (3) The O/C team composition and general duties and responsibilities of each team member.
- (4) The detailed responsibilities of individual team members, with special emphasis on the master-events list items that are their responsibility. This includes--
 - (a) A review of written instructions and materials contained in the Os/Cs folders.
 - (b) A detailed reconnaissance of the area used for the evaluation.
 - (c) The O/C communications, and command and control (C²) systems.
 - (d) Safety procedures.
 - (e) Evaluation data-collection OPLAN and procedures.
 - (f) AAR procedures and techniques.

(5) A talk-through of the entire evaluation, which includes war-gaming all items on the master-events list in order of their occurrence, and a review of each team member's responsibilities and anticipated problems.

d. The senior O/C supervises the operation of the team. He provides the team leadership, focuses his efforts on ensuring that the Os/Cs fulfill their responsibilities and adhere to the evaluation plan, resolves problems, synchronizes the efforts of the team members, ensures close coordination among team members, holds periodic team-coordination meetings, plans and orchestrates the unit's AAR, and conducts specific evaluation-team AARs.

6-5. Selecting and Training Opposing Forces. The OPFOR support for an external evaluation of the unit is limited to two squads of dismounted infantry and two to five individuals who serve as enemy agents. Although OPFOR support is only used for some tasks, proper training and employment of this force is important to ensure a proper assessment of the unit's capabilities.

a. The OPFOR commander should be a company grade officer or a senior NCO who is well trained in OPFOR tactics and operations. In addition to the duties and responsibilities in leading various OPFOR elements, the OPFOR commander serves as a part-time member of the O/C team. In order to fulfill O/C responsibilities, the OPFOR commander must participate in O/C planning and training activities. He must be present during AARs.

b. OPFOR elements are trained, organized, and equipped to operate in a manner that depicts threat forces as realistically as possible. Their training includes--

- (1) Threat tactics and rules for engagement.
- (2) OPFOR missions and responsibilities.
- (3) OPFOR tasks and standards.
- (4) Threat weapons and equipment, if available.
- (5) C².
- (6) Safety.

6-5. Conducting the Evaluation. The senior O/C has overall responsibility for conducting the evaluation. He orchestrates the overall evaluation and the support provided by various individuals and elements that are specially selected and trained to fulfill designated functions and responsibilities.

a. Os/Cs must be free to observe, report, and record the actions of the unit.

b. The HQ two echelons above the unit being evaluated should select and train the control element for the evaluation. It issues orders, receives reports, provides feeder information, and controls the OPFOR.

c. All exercise participants and supporting personnel must ensure that every facet of the evaluation is conducted in a safe manner. Personnel observing unsafe conditions must take prompt action to halt them and must advise their superiors of the situation.

6-6. Recording External Evaluation Information.

a. The senior O/C is responsible for implementing the evaluation scoring system. Although the final evaluation is made up by the senior O/C, the full team participates in this process. Their reports reflect the overall ability of the combat engineer unit to accomplish its wartime missions.

b. The evaluation scoring system is based on an evaluation of the unit's performance of each mission-essential task and any other collective task contained in the overall evaluation plan. Use the following four steps for the evaluation:

- (1) Identify the ARTEP MTP T&EOs that correspond to each of the evaluation plan tasks.
- (2) Use T&EO standards to evaluate the unit's performances of the tasks. This is done for each evaluation plan task.
- (3) Record on the T&EO a GO for each performance measure performed to standard and a NO-GO for each performance measure not performed to standard.
- (4) Record the unit's overall capability to perform the task by using GO/NO-GO information recorded on each T&EO. Use the following definitions as guidance in making this determination:
 - (a) GO - The unit successfully accomplished the task or performance measure to standards.
 - (b) NO-GO - The unit did not accomplish the task or performance measure to standard.

c. Use other locally designed reports that are approved by the senior O/C and prescribed in the evaluation plan to collect the evaluation information. These reports assist the team in recording the information concerning the unit's capability to perform its wartime mission according to the established standards. This information will assist the senior O/C to determine the unit's overall final rating. The reports listed below can be used to collect the information.

- (1) Unit data sheet (Figure 6-4). This report records personnel and equipment status.
- (2) Environmental data sheet (Figure 6-5). This report records information concerning weather and terrain conditions present during the evaluation period.
- (3) Personnel and equipment loss report (Figure 6-6). This report records information concerning the element's personnel and equipment losses during OPFOR engagements.

UNIT DATA SHEET						
1. Unit designation:				Date:		
2. Unit leaders: (Circle the most correct answer.)						
Position	Rank	Time in unit (months)				
Commander	LTC/MAJ	1-3	4-6	7-12	13-18	>19
Executive Officer	MAJ/CPT	1-3	4-6	7-12	13-18	>19
Battalion S3	CPT/1LT	1-3	4-6	7-12	13-18	>19
Battalion S2	CPT/1LT	1-3	4-6	7-12	13-18	>19
Battalion S1	CPT/1LT	1-3	4-6	7-12	13-18	>19
Battalion S4	CPT/1LT	1-3	4-6	7-12	13-18	>19
Battalion maintenance officer	CPT/1LT	1-3	4-6	7-12	13-18	>19
A Company commander	CPT/1LT	1-3	4-6	7-12	13-18	>19
B Company commander	CPT/1LT	1-3	4-6	7-12	13-18	>19
C Company commander	CPT/1LT	1-3	4-6	7-12	13-18	>19
3. Unit strength (excluding leaders):						
4. Equipment shortages (major items):						
5. Comments:						
Observer/controller's signature:						

Figure 6-4. Sample Unit Data Sheet

ENVIRONMENTAL DATA SHEET						
Exercise number and description:						
Date and time the exercise started:						
Date and time the exercise ended:						
1. Weather conditions: (Circle the appropriate description.)						
Clear	Partly Cloudy	Cloudy	Hazy	Rain	Snow	Fog
Other:						
Temperature:						
2. Ground conditions: (Circle the appropriate description.)						
Dry	Wet	Ice	Snow			
Other:						
3. Light conditions: (Circle the appropriate description.)						
Day	Night					
Moon phase	1/4	1/2	3/4	Full		
Average range of visibility due to terrain:						
4. Remarks:						

Figure 6-5. Sample Environmental Data Sheet

6-8. After-Action Reviews. AARs provide direct feedback to unit members by involving them in the diagnosis process and by enabling them to discover for themselves what happened during the evaluation. In this way, participants identify errors and seek solutions that increase the value of the training and reinforce learning.

a. The senior O/C is responsible for the AAR process. He coordinates the entire AAR program from the initial planning of the evaluation through the after-actions phases.

b. Key steps in the AAR process are--

(1) Planning. Planning for AARs is started in the exercise preparation activities long before the start of the action evaluation. AARs are integrated into the general scenario at logical breakpoints and into the detailed evaluation scenario that is developed subsequently. Qualified Os/Cs are selected and trained in the AAR process as part of O/C training. This phase also includes the identification of potential AAR sites and the requisition of equipment and supplies needed to conduct the AAR.

(2) Preparation. AAR preparation starts with the beginning of the actual evaluation. In addition to observing the unit performing its critical tasks, this phase includes the review of the training objectives, orders, and doctrine. Final AAR site selection is completed and times and attendance are established. AAR information is gathered from applicable Os/Cs and unit personnel. The AAR is organized and rehearsed.

(3) Conduct. AARs are conducted at logical breakpoints in the exercise and at the end of the evaluation. When AAR participants have assembled, the AAR begins with the senior O/C introducing the session with a statement of the AAR's purpose, the establishment of the AAR's ground rules and procedures, and a restatement of the training and evaluation objectives. A successful AAR include the following guidelines:

(a) AARs are not critiques, but are professional discussions of training events.

(b) The senior O/C guides the discussion in a manner that ensures that participants openly discuss the lessons.

(c) Dialogue is encouraged among Os/Cs and unit personnel.

(d) All individuals who participated in the evaluation are present for the AAR, if possible. As a minimum, every unit or element that participates in the exercise is represented.

(e) Participants discuss not only what happened, but also how it happened and how it could have been done better.

(f) Participants review the sequence of the events associated with the hazards and the risk assessment made before the exercise. As a minimum, the review should address hazards that presented themselves (but were not identified) and each incident of fratricide or near fratricide and how it could be avoided in the future.

(g) Events not directly related to major events are not examined.

(h) Participants do not offer self-serving excuses for inappropriate actions.

(i) The AAR's end result is that soldiers and leaders, through discovery learning, gain a better understanding of their individual and collective strengths and weaknesses and become more proficient in training for and performing their critical tasks.

NOTE: Reference materials for conducting an AAR are Training Circulars (TC) 25-6 and 25-20, and FM 25-101.

APPENDIX A - SAMPLE OPERATION ORDER (OPORD)

For use of the OPORD, refer to the exercise outlined in Chapter 4 and to Figure A-1.

OPERATION ORDER	
(classification) FOR TRAINING PURPOSES ONLY	
Operation Order _____ 20_____	Copy ___ of ___ copies 25th Engineer Battalion
Task Organization:	
1. SITUATION.	
<p>a. Enemy Forces. Contact with the enemy has been broken. The enemy has withdrawn deep to the rear. He being reinforced with motorized rifle forces and is preparing to counterattack within 24 hours. The enemy is expected to use nonpersistent nerve agents. Enemy air is expected to be active in the area. Latest intelligence summary (INTSUM) indicates that the enemy may have a platoon-size combat outpost in the battalion sector. Enemy units occupying the combat outpost are half strength. Counterattacking forces are expected to be full strength.</p>	
<p>b. Friendly Forces. 1st Brigade conducts a passage of lines to seize Objective Richmond. On order, 1st Brigade continues the attack forward of PL Green.</p>	
<p>(1) Missions of units on left and right flanks, as required.</p>	
<p>(2) Supporting engineer unit missions, as required.</p>	
<p>(3) Supporting fires: 2nd Battalion, 61st Field Artillery, is in direct support.</p>	
2. MISSION. The TF conducts a passage of lines and attacks to seize and secure objective Richmond no later than 090600Z. On order, the TF prepares to continue movement forward of PL Green.	
3. EXECUTION.	
<p>a. Concept of the Operation: See overlay developed by the trainer in the field.</p>	
<p>(1) Maneuver. TF 1-25 departs AA Red Cloud with two company teams abreast and two teams following. Team A leads on Axis Oak and is the main attack. Team B leads on Axis Pine and is supporting the attack. Teams C and D follow on Axis Oak and Pine respectively. The commander's intent is to gain contact with the enemy, and locate and fix the enemy's main body so that the brigade can conduct envelopments to destroy the enemy. It is necessary to destroy the enemies combat outposts. The unit must quickly reorganize and continue movement until the unit finds the main body. The company team that makes initial contact will attempt to fight through and destroy the enemy. If the unit cannot, they will provide a base of fire for maneuver with the remaining TF. The unit will continue movement to PL Green if no contact is gained. The unit will continue movement past PL Green on order.</p>	
<p>(2) Fire support. The priority of fires is to Team A initially and then to the team that is in contact (once contact is made).</p>	

Figure A-1. Sample OPORD

(3) Mines, obstacles, and fortifications. Critical check points and identified obstacles are shown on the obstacle overlay.

b. Subunit Missions (as required).

c. Engineer. Priority of support is to the two lead teams. On order, conduct breaching operations in support of the team in contact. Be prepared to support hasty defense on order.

d. Coordinating Instructions.

(1) Report all enemy contact.

(2) Report all enemy obstacles.

(3) Report crossing of the PLs.

(4) Additional information, as required.

4. SERVICE AND SUPPORT. Per the brigade's SOP.

5. COMMAND AND SIGNAL.

a. Command.

b. Signal.

(1) Current signal operation instructions (SOI).

(2) Radio-listening silence until initial contact is made with the enemy.

FOR TRAINING PURPOSES ONLY
(classification)

Figure A-1. Sample OPORD (continued)

APPENDIX B - THREAT ANALYSIS

B-1. Introduction.

a. Dramatic changes in Europe and within the former Soviet Union have reduced the likelihood of an east-west military confrontation in Europe. The threat in Europe has not gone away completely, but it is less immediate and changed in nature. Despite reductions, Russia will still have the largest army in Europe. Regardless of the stated peaceful intentions of current Russian political leaders, the Russian Armed Forces still possesses formidable capabilities, and those capabilities will remain, should conditions and intentions change. Other former Soviet republics are forming their own armed forces and could pose threats to each other or to other countries in the region. In this time of turmoil and uncertainty, the former Soviet military power remains a potentially dangerous challenge to US and North Atlantic Treaty Organization (NATO) security. However, this remnant of the former Soviet threat is just one of many.

b. Many other nations are obtaining or developing sophisticated weaponry. Various regional conflicts could cause the US to intervene bilaterally or as part of a multinational coalition to protect our interests or those of our allies. Other potential conflict areas could call for a variety of responses by either the US or the former Soviet republics or both. The threat may come in an organized military form, which may or may not follow the former Soviet model. It may also come in the form of insurgencies, terrorism, or narcotics trafficking. The US Army needs to be prepared to respond to this broad spectrum of potential threats that it could encounter in various contingencies.

B-2. Global Threats. Modern weapons and the capability to project military power to great distances beyond its own national borders would characterize a global-type threat, such as the former Soviet one. Against such a potential adversary, the threat to rear operations would include the following:

- Armored or mechanized forces breaking into our rear area.
- Airborne, airmobile, or amphibious assault forces inserted into our rear area.
- Long-range artillery, surface-to-surface missiles, or air strikes targeting rear-area assets.
- NBC weapons.
- Radio-electronic combat aimed at jamming or destroying our communications means and disrupting our C².
- Agents and saboteurs.

B-3. Regional Threats. Regional threats, such as Iraq or North Korea, have less capability to project power. However, they may have some of the same weapons and organizations as a global threat. In fact, lessening superpower tensions are contributing significantly to the proliferation of sophisticated weaponry to emerging nations. This applies not only to conventional ground and air weapons, but also to chemical and nuclear weapons and missile systems. A mature regional power, possibly with a global power as a major source of its military hardware, emphasizes the ability to project its forces throughout a given region.

B-4. Local Threats. Local threats have even more localized objectives and little capability to project power beyond their own borders or their immediate neighbors. They generally have less modern equipment than global or regional threat powers or at least a limited variety of modern weapons. Their equipment may include modern small arms and light artillery (mortars, howitzers, gun-howitzers, and rocket launchers), but often does not include sophisticated weapons such as long-range conventional artillery or high-performance aircraft. A local threat may be heavily supported by a regional threat or even by a global power. In the past, for example, Cuba assisted Soviet-backed movements in Angola, Nicaragua, and Ethiopia. This outside influence will often be reflected in the equipment, organization, or tactics of the local threat forces. However, the actions of a local threat are often limited to insurgencies,

civil wars, or border disputes. Insurgents, especially those with outside help, may be able to purchase modern weapons, but may not have developed a logistics base able to sustain continuous conflict. Therefore, they often concentrate on guerrilla tactics, sabotage, assassinations, booby traps, or explosives to achieve their objectives.

B-5. Special Situations.

a. The threat in special situations includes terrorism. Terrorism may satisfy the objectives of different types of threats discussed above. Terrorists are the least likely threat to use conventional forces and thus are the hardest to anticipate or to train against. Terrorist tactics include the following:

- Assassinating or maiming.
- Arson.
- Bombing.
- Hijacking, kidnapping, or hostage-taking.
- Raids and seizure of facilities.
- Sabotage.
- Hoaxes (such as bomb threats).

Aside from these threats, terrorists may also be able to obtain weapons of mass destruction. A political leadership that supports terrorism, as in Iraq, may control such NBC weapons. If nuclear weapons are too difficult to obtain, terrorists may instead employ chemical or biological weapons to reach their goals.

b. Narcotics trafficking is another special-condition threat. It may be supported or tolerated by a global power for political or economic reasons. It may also be tied in with regional or local threat powers or with terrorism. There is often a marriage of convenience between insurgent groups and the drug cartels. The cartels can spend significant amounts of money on the latest in technology for communications and security to protect their operations. They can also buy weapons and otherwise finance regional insurgencies and cross-border conflicts.

B-6. Bottom Line. The threat to rear operations includes all of the above categories. These threat categories are not mutually exclusive and may overlap with one another.

APPENDIX C - METRIC CONVERSION CHART**Table C-1. Metric Conversion Chart**

US Units	Multiplied By	Equals Metric Units
Length		
Feet	0.30480	Meters
Inches	2.54000	Centimeters
Inches	0.02540	Meters
Inches	25.40010	Millimeters
Miles (statute)	1.60930	Kilometers
Miles per hour	0.0447	Meters per second
Yards	0.91400	Meters
Volume		
Cubic feet	0.02830	Cubic meters
Cubic yards	0.76460	Cubic meters
Weight		
Pounds	453.59000	Grams
Pounds	0.45359	Kilograms
Length		
Centimeters	0.39370	Inches
Meters per second	2.23700	Miles per hour
Millimeters	0.03937	Inches
Kilometers	0.62137	Miles (statute)
Meters	3.28080	Feet
Meters	39.37000	Inches
Meters	1.09360	Yards
Volume		
Cubic meters	35.31440	Cubic feet
Cubic meters	1.30790	Cubic yards
Weight		
Kilograms	2.20460	Pounds

GLOSSARY**Section I**
Abbreviations

?	status unknown
1LT	first lieutenant
AA	avenue of approach; assembly area; antiaircraft
AAR	after-action review
ABCS	Army Battle Command System
ABE	assistant brigade engineer
AC	active component
ADAM	area-denial artillery munition
ADC	area damage control
ADE	assistant division engineer
ADR	airfield damage repair; area damage report; air base damage repair
AO	area of operation
AOAP	Army Oil Analysis Program
APC	armored personnel carrier
AR	Army regulation; armor
ARTEP	Army Training and Evaluation Program
ASAS	All Source Analysis System
ATWESS	antitank weapon-effect signature simulator
BCOC	base cluster operations center
BDLT	base defense liaison team
BDOC	base defense operations center
BF	board feet; battle fatigue
BLTM	battalion-level training model
BMO	battalion maintenance officer
BOM	bill of materials

BOS	battlefield operating systems
C2	command and control
C2SRS	Command and Control Strength Reporting System
CALFEX	combined-arms live-fire exercise
CATS	combined-arms training strategy
CBR	chemical, biological, and radiological; California bearing ratio
CE	command element; compactive effort; communications-electronics
CFX	command field exercise
CHS	combat health support
CO	commissioned officer; carbon monoxide; commanding officer; company
COA	course of action
COMEX	communications exercise
COMMZ	communications zone
COMSEC	communications security
CONUS	continental United States
COP	common operational picture
CP	command post; checkpoint
CPM	critical path method
CPT	captain
CPX	command post exercise
CS	combat support; Costa Rica
CSS	combat service support
DA	Department of the Army; Denmark; direct action
DD	Department of Defense
DENTAC	dental activity
DMOS	duty military occupational specialty
DRS	direct religious support; Digital Reconnaissance System
DTSS	Digital Topographic Support System

ECCM	electronic countercountermeasures
EEFI	essential elements of friendly information
EEl	essential elements of information
EETI	essential elements of terrain information; essential elements of threat information
EMO	electronic media only
ENDEX	end exercise
EOD	explosive ordnance disposal
EPW	enemy prisoner of war
EW	electronic warfare
FBCB2	Force XXI Battle Command Brigade and Below
FM	field manual; frequency modulated/modulation
FRAGO	fragmentary order
FS	fire support; Fort Sill; foresight
FSC	Finance Support Command; federal supply catalog
FST	field sanitation team; fire support team
FTX	field training exercise
G1	Assistant Chief of Staff, G1 (Personnel)
G2	Assistant Chief of Staff, G2 (Intelligence)
G3	Assistant Chief of Staff, G3 (Operations and Plans)
GEMSS	Ground-Emplaced Mine-Scattering System
GRS	general religious support
HHC	headquarters and headquarters company
HN	host nation
HQ	headquarters
INTREP	intelligence report
INTSUM	intelligence summary
IR	infrared; intelligence requirements
ITR	independent tank regiment

KIA	killed in action
LES	leave and earnings statement
LOI	letter of instruction
LTC	lieutenant colonel
LZ	landing zone
MAJ	major
MANSCEN	Maneuver Support Center
MAPEX	map exercise
MCM	materiel-change management; Manual for Courts-Martial
MCS	Maneuver Control System
MEDDAC	medical department activity
METL	mission-essential task list
METT-TC	mission, enemy, terrain, troops, time available, and civilian considerations
MICLIC	mine-clearing line charge
MIJI	meaconing, intrusion, jamming, and interference
MILES	Multiple Integrated Laser-Engagement System
MLC	military load classification; military load class
MOPMS	Modular-Pack Mine System
MOPP	mission-oriented protection posture
MOS	military occupational specialty; minimum operating strip
MP	military police
MSR	main supply route
MSRT	mobile subscriber radiotelephone terminal
MTF	medical treatment facility
MTOE	modified table(s) of organization and equipment; modification table of organization and equipment
MTP	mission training plan; MOS training plan
NATO	North Atlantic Treaty Organization

NBC	nuclear, biological, and chemical
NCO	noncommissioned officer
NCS	net control station
NPA	net pay advice
O/C	observer/controller
OP	observation post; operational procedure
OPFOR	opposing forces
OPLAN	operation plan
OPORD	operation order
OPTEMPO	operational tempo; operating tempo
OR	operational readiness
P	needs practice; pass; passed; barometric pressure; mean radius of curvature
PAC	Personnel and Administration Center
PAM	pamphlet
PC	personal computer; politically correct; point of curvature
PCC	precombat check
PCI	photo-coverage indexes; precombat inspection
PIR	priority intelligence requirements
PL	phase line; Poland
PLL	prescribed load list
PM	provost marshal; program manager; preventive maintenance
PMCS	preventive-maintenance checks and services
PMOS	primary military occupational specialty
POL	petroleum, oils, and lubricants
POM	preparation for oversea movement; Program Objective Memorandum
POV	privately owned vehicle
PRR	personnel requirements report

PS	personnel strength; personnel status
PSC	personnel service company
PSG	platoon sergeant
PSNCO	personnel staff noncommissioned officer
PSR	personnel status report
PT	physical training; point of tangency
PVNTMED	preventive medicine
RAAMS	route antiarmor mine system; Remote Antiarmor Mine System
RAOC	rear-area operations center
RATELO	radiotelephone operator
RC	reserve component
ROE	rules of engagement
RTD	return to duty
S1	Adjutant (US Army)
S2	Intelligence Officer (US Army)
S3	Operations and Training Officer (US Army)
S4	Supply Officer (US Army)
SA	semiannually; situational awareness
SATS	Standard Army Training System
SAW	squad automatic weapon
SB	Supply Bulletin; switchboard
SCATMINE	scatterable mine
SCI	sensitive compartmented-information
SCPE	simplified collective-protection equipment
SIDPERS	Standard Installation/Division Personnel System
SITMAP	situation map
SITREP	situation report
SJA	Staff Judge Advocate

SOEO	scheme of engineer operations
SOI	signal operation instructions; specific operation instructions
SOP	standing operating procedure
SP	start point; strongpoint; self-propelled; Spain
SSI	standing signal instructions; signal supplemental instructions
STANAG	Standardization Agreement
STP	soldier training publication
STRAC	Standards in Training Commission
STX	situational training exercise
T	trained; slab thickness; deck thickness; crown thickness; geodetic azimuth; grid azimuth; slope distance; telescope above station; time
T&EO	training and evaluation outline
TACCS	Tactical Army Combat Service Support (CSS) Computer System
TACSOP	tactical standing operating procedure
TC	technical coordinator; training circular; track commander; tank commander
TEWT	tactical exercise without troops
TF	task force
TM	technical manual
TNT	trinitrotoluene
TOC	tactical operations center
TOE	table(s) of organization and equipment
TRADOC	United States Army Training and Doctrine Command
TSEC	transmission security
U	unclassified; up; untrained
UCMJ	Uniform Code of Military Justice
UMT	unit ministry team
UPW	unit proficiency worksheet
US	United States

USA	United States of America; United States Army
USAREUR	United States Army, Europe
UXO	unexploded ordnance
WESTCOM	United States Army, Western Command
WIA	wounded in action
WO	warrant officer; warning order
XO	executive officer

Section II

Terms

Army Training and Evaluation Program (ARTEP)

The cornerstone of unit training. It is the umbrella program to be used by the trainer and training manager in the training evaluation of units. The ARTEP is a complete program enabling commanders to evaluate and develop collective training based on unit weaknesses, then train the unit to overcome those weaknesses and reevaluate. Success on the battlefield depends on the coordinated performance of collective and individual skills that are taught through the ARTEP MTP.

Class III

Petroleum fuels, lubricants, hydraulic and insulating oils, preservatives, liquids and gasses, bulk chemical products, coolants, deicer and antifreeze compounds, components and additives of petroleum and chemical products, and coal.

Class IV

Construction materials, including installed equipment and all fortification and obstacle materials.

Class IX

Repair parts and components, to include kits, assemblies, and subassemblies (repairable or nonrepairable) required for maintenance support of all equipment.

Class V

Ammunition of all types, including chemical, bombs, explosives, mines, fuzes, detonators, pyrotechnics, missiles, rockets, propellants, and other associate items.

Class VIII

Medical material, including repair parts peculiar to medical equipment and the management of blood.

Field Manual (FM)

A DA publication that contains doctrine that prescribes how the Army and its organizations function on the battlefield in terms of missions, organizations, personnel, and equipment. The level of detail should facilitate an understanding of "what" and "how" for commanders and staffs to execute the missions and tasks. The FM may also be used to publish selected alliance doctrinal publications that are not readily integrated into other doctrinal literature.

FLIPPER

The M38 Flipper is a manual mine dispenser that is designed to emplace M74 AP and M75 AT mines (Figure 3-6). It is a simple dispensing system and uses little automation to load and dispense mines.

FRAGO (fragmentary order)

An abbreviated form of an operation order (usually issued on a day-to-day basis) that eliminates the need for restating information contained in a basic operation order.

GATOR

An air-delivered SCATMINE System. The Gator has a longer range than any other SCATMINE system. It provides a means to rapidly emplace minefields anywhere that can be reached by tactical aircraft. The Gator is produced in two versions--the United States Air Force (USAF) CBU-89/B system that contains 94 mines (72 AT and 22 AP) per dispenser and the United States Navy (USN) CBU-78/B system that contains 60 mines (45 AT and 15 AP) per dispenser.

MICLIC (mine-clearing line charge) M58 Series

A rocket propelled line charge, 106.5 meters (117 yards) long that can breach a lane 8 meters (8.8 yards) wide by 100 meters (110 yards) long. The MICLIC is mounted on a standard military (M353 or M200) trailer and has a 62-meter standoff capability. Engineer units will employ the MICLIC in response to minefield breaching requirements identified by the maneuver unit.

Military occupational specialty (MOS)

A term used to identify a group of duty positions so closely related that they are interchangeable among soldiers so classified at any skill level.

MOPMS (modular pack mine system)

Scatterable mine system with antitank or antipersonnel mines. A mix minefield is obtained by overlapping patterns of each type.

MOPP 4

Mask worn. Protective suit, boots, and gloves worn.

Operating tempo (OPTEMPO)

The annual operating miles/hours for systems in a particular unit required to execute the commander's training strategy. It is stated in terms of the miles/hours for the major system in a unit; however, all equipment generating significant operating and support cost has an established operating tempo.

OPORD (operation order)

A directive issued by a commander to subordinate commanders for the purpose of effecting the coordinated execution of a plan of action.

Situation report (SITREP)

A report giving the situation in the area of the reporting unit or formation.

SOP (standing operating procedure)

A set of instructions covering those features of operations that lend themselves to a definite or standardized procedure without loss of effectiveness. The procedure is applicable unless ordered otherwise.

Table(s) of organization and equipment (TOE)

1. The table setting out the authorized numbers of men and major equipment in a unit/formations. 2. The full table of organization and equipment strength (or type B or Cadre strength, when appropriate) for units organized under F or earlier series tables of organization and equipment; level 1 strength (or type B or Cadre strength when appropriate) for units organized under G or later series table of organization and equipment; and the authorized strength of units organized under tables of distribution and allowances.

Threat Level I

1. Enemy agent activity. Missions include espionage, interdiction, and subversion. 2. Sabotage by enemy sympathizers. Missions include arson, assassination, sabotage, theft of supplies and material,

and political unrest. 3. Terrorism. Actions that instill fear by violence or threats of violence to obtain political, religious, or ideological goals.

Threat Level II

1. Diversionary and sabotage operations conducted by combat units. 2. Raid, ambush, and reconnaissance operations conducted by combat units. 3. Special or unconventional warfare missions.

VOLCANO

A multiple-delivery mine system dispensed from the air or on the ground.

REFERENCES

Required Publications

Required publications are sources that users must read in order to understand or to comply with this publication.

Army Regulations

AR 15-6	Procedures for Investigating Officers and Boards of Officers. 11 May 1988
AR 190-47	The Army Corrections System. 15 August 1996
AR 200-1	Environmental Protection and Enhancement. 21 February 1997
AR 220-10	Preparation for Oversea Movement of Units (POM). 15 June 1973
AR 220-15	Journals and Journal Files. 1 December 1983
AR 25-50	Preparing and Managing Correspondence. 5 March 2001
AR 27-1	Legal Services, Judge Advocate Legal Services. 3 February 1995
AR 27-10	Legal Services: Military Justice. 24 June 1996
AR 27-20	Claims. 31 December 1997
AR 380-5	Department of the Army Information Security Program. 29 September 2000
AR 385-10	The Army Safety Program. 23 May 1988
AR 40-5	Preventive Medicine. 15 October 1990
AR 530-1	Operations Security (OPSEC). 3 March 1995
AR 600-20	Army Command Policy. 15 July 1999
AR 600-38	Meal Card Management System. 11 March 1988
AR 600-8	Military Personnel Management. 1 October 1989
AR 600-8-1	Army Casualty Operations/Assistance/Insurance. 20 October 1994
AR 600-8-14	Identification Cards for Members of the Uniformed Services, Their Family Members, and Other Eligible Personnel. 1 March 1998
AR 600-8-2	Suspension of Favorable Personnel Actions (FLAGS). 30 October 1987
AR 600-85	Alcohol and Drug Abuse Prevention and Control Program 3 November 1986
AR 600-8-8	The Total Army Sponsorship Program. 1 July 1993
AR 635-200	Enlisted Personnel. 1 November 2000
AR 710-2	Inventory Management Supply Policy Below the Wholesale Level. 31 October 1997

Army Training and Evaluation Program

ARTEP 5-025-66-MTP	Engineer Battalion, Airborne Division. 2 October 2000
ARTEP 5-026-34-MTP	Headquarters and Headquarters Company, Engineer Battalion, Airborne Division. 2 October 2000
ARTEP 5-027-10-MTP	Engineer Platoon, Engineer Company, Engineer Battalion, Airborne Division. 2 October 2000
ARTEP 5-027-35-MTP	Engineer Company, Engineer Battalion, Airborne Division. 18 October 2000
ARTEP 5-053-11-MTP	Assault and Obstacle Platoon, Engineer Company, Light Armored Cavalry Regiment 20 June 2001
ARTEP 5-053-12-MTP	Engineer Platoon, Engineer Company, Light Armored Cavalry Regiment 20 June 2001
ARTEP 5-053-35-MTP	Engineer Company, Light Armored Cavalry Regiment 20 June 2001

ARTEP 5-063-10-MTP Mobility Platoon, Engineer Company, Brigade Combat Team. 5 April 2002

ARTEP 5-063-11-MTP Mobility Support Platoon, Engineer Company, Brigade Combat Team. 10 January 2001

ARTEP 5-063-35-MTP Engineer Company, Brigade Combat Team. 10 January 2001

ARTEP 5-113-11-MTP Assault and Obstacle Engineer Platoon, Engineer Company, Armored Cavalry Regiment. 20 June 2001

ARTEP 5-113-12-MTP Engineer Platoon, Engineer Company, Armored Cavalry Regiment. 20 June 2001

ARTEP 5-113-35-MTP Engineer Company, Armored Cavalry Regiment. 20 June 2001

ARTEP 5-145-12-MTP Engineer Bridge Platoon. 19 July 1991

ARTEP 5-145-32-MTP Mission Training Plan for the Engineer Bridge Company. 19 July 1991

ARTEP 5-155-66-MTP Engineer Battalion, Infantry Division (Light). 2 October 2000

ARTEP 5-156-34-MTP Headquarters and Headquarters Company, Engineer Battalion, Infantry Division (Light). 2 October 2000

ARTEP 5-157-10-MTP Engineer Platoon, Engineer Company, Engineer Battalion, Infantry Division (Light). 2 October 2000

ARTEP 5-157-35-MTP Engineer Company, Engineer Battalion, Infantry Division (Light). 2 October 2000

ARTEP 5-215-66-MTP Engineer Battalion, Air Assault Division 20 June 2001

ARTEP 5-216-34-MTP Headquarters and Headquarters Company, Engineer Battalion, Air Assault Division. 20 June 2001

ARTEP 5-217-10-MTP Engineer Platoon, Engineer Company, Engineer Battalion, Air Assault Division. 2 October 2000

ARTEP 5-217-35-MTP Engineer Company, Engineer Battalion, Air Assault Division. 2 October 2000

ARTEP 5-332-68-MTP Headquarters, Headquarters Detachment, Engineer Brigade. 20 April 1999

ARTEP 5-335-60-MTP Headquarters and Headquarters Company, Engineer Battalion, Heavy Division/Corps.

ARTEP 5-335-65-MTP Engineer Company, Engineer Battalion, Heavy Division/Corps (Mech).

ARTEP 5-335-66-MTP Engineer Combat Battalion, Engineer Brigade, Heavy Division. 25 June 1999

ARTEP 5-335-70-MTP Engineer Platoon, Engineer Company, Engineer Battalion, Heavy Division/Corps.

ARTEP 5-335-DRILL Engineer Drills. 11 January 2001

ARTEP 5-336-34-MTP Headquarters and Headquarters Company, Engineer Battalion. 25 June 1999

ARTEP 5-337-10-MTP Engineer Platoon, Engineer Company, Engineer Battalion, Heavy Division. 25 June 1999

ARTEP 5-337-35-MTP Engineer Company, Engineer Battalion, Heavy Division. 25 June 1999

ARTEP 5-402-33-MTP Mission Training Plan for Engineer Groups and Brigades. 3 October 1995

ARTEP 5-402-68-MTP Headquarters, Headquarters Company, Engineer Brigade, Corps. To be published within six months.

ARTEP 5-412-68-MTP Headquarters Company, Engineer Group (Construction). To be published within six months.

ARTEP 5-412-69-MTP Headquarters, Headquarters Company, Engineer Group (Combat). To be published within six months.

ARTEP 5-413-35-MTP Engineer Company, Construction Support. 1 March 2000

ARTEP 5-416-14-MTP Maintenance Platoon, Headquarters and Support Company, Engineer Battalion (Combat)(Heavy). 1 March 2000

ARTEP 5-416-34-MTP Headquarters and Support Company, Engineer Battalion (Combat) (Heavy). 5 April 2002

ARTEP 5-417-13-MTP Engineer Equipment Platoon, Engineer Company (Combat) (Heavy). 5 April 2002

ARTEP 5-417-17-MTP General Construction Platoon, Engineer Company (Combat) (Heavy). 5 April 2002

ARTEP 5-417-35-MTP Engineer Company, Engineer Battalion (Combat) (Heavy). 5 April 2002

ARTEP 5-423-11-MTP Engineer Dump Truck Platoon. 1 March 2000

ARTEP 5-423-35-MTP Engineer Company, Combat Support Equipment. 1 March 2000

ARTEP 5-424-35-MTP Engineer Company, Dump Truck. 1 March 2000

ARTEP 5-425-66-MTP Engineer Battalion (Corps) (Wheeled). 2 October 2000

ARTEP 5-426-34-MTP Headquarters and Headquarters Company, Engineer Battalion (Corps) (Wheeled). 2 October 2000

ARTEP 5-427-10-MTP Engineer Platoon, Engineer Company, Engineer Battalion (Corps) (Wheeled). 2 October 2000

ARTEP 5-427-35-MTP Engineer Company, Engineer Battalion (Corps) (Wheeled) 20 June 2001

ARTEP 5-434-35-MTP Engineer Company, Pipeline Construction. 1 March 2000

ARTEP 5-435-66-MTP Engineer Combat Battalion, Corps (X) (APC Version). 25 June 1999

ARTEP 5-435-67-MTP Engineer Combat Battalion, Corps (M) (APC/AVLB Version). 25 June 1999

ARTEP 5-436-35-MTP Headquarters and Headquarters Company, Engineer Battalion, Corps (X). 25 June 1999

ARTEP 5-436-37-MTP Headquarters and Headquarters Company, Engineer Battalion, Corps (M). 25 June 1999

ARTEP 5-437-10-MTP Engineer Platoon, Engineer Company, Engineer Battalion, Corps (X). 25 June 1999

ARTEP 5-437-11-MTP Engineer Platoon, Engineer Company, Engineer Battalion Corps (M). 25 June 1999

ARTEP 5-437-36-MTP Engineer Company, Engineer Battalion, Corps (X). 25 June 1999

ARTEP 5-437-38-MTP Engineer Company, Engineer Battalion, Corps (M). 25 June 1999

ARTEP 5-443-35-MTP Engineer Company, Light Equipment. 15 February 2002

ARTEP 5-445-64-MTP Engineer Battalion, Airborne (Corps) 20 June 2001

ARTEP 5-445-66-MTP Engineer Battalion (Corps) (Light). 2 October 2000

ARTEP 5-446-34-MTP Headquarters and Headquarters Company, Engineer Battalion, Airborne (Corps). 2 October 2000

ARTEP 5-446-36-MTP Headquarters and Headquarters Company, Engineer Battalion (Corps) (Light). 2 October 2000

ARTEP 5-447-10-MTP Engineer Platoon, Engineer Company, Engineer Battalion, Airborne (Corps). 2 October 2000

ARTEP 5-447-11-MTP Engineer Platoon, Engineer Company, Engineer Battalion (Corps) (Light) 20 June 2001

ARTEP 5-447-35-MTP Engineer Company, Engineer Battalion, Airborne (Corps). 2 October 2000

ARTEP 5-447-37-MTP Engineer Company, Engineer Battalion (Corps) (Light) 20 June 2001

ARTEP 5-463-10-MTP Engineer Platoon, Medium Girder Bridge Company. To be published within six months.

ARTEP 5-463-12-MTP Engineer Platoon, Panel Bridge Company. To be published within six months.

ARTEP 5-463-15-MTP Engineer Support Platoon, Panel Bridge Company. To be published within six months.

ARTEP 5-463-17-MTP Engineer Support Platoon, Medium Girder Bridge Company. To be published within six months.

ARTEP 5-463-35-MTP Engineer Medium Girder Bridge Company. To be published within six months.

ARTEP 5-463-36-MTP Engineer Panel Bridge Company. To be published within six months.

ARTEP 5-473-35-MTP Multirole Bridge Company. To be published within six months.

ARTEP 5-500-24-MTP Mission Training Plan for Engineer Diving Teams Heavy Engineer Diving Team/Light Engineer Diving Team. 3 October 1995

ARTEP 5-500-66-MTP Engineer Team, Battalion Headquarters (LA). To be published within six months.

ARTEP 5-520-10-MTP Engineer Team, Quarry (75TPH) (LC). To be published within six months.

ARTEP 5-520-12-MTP Headquarters, Well Drilling Team. To be published within six months.

ARTEP 5-520-14-MTP Engineer Team, Well Drilling (LE). To be published within six months.

ARTEP 5-530-10-MTP Engineer Heavy Diving Team

ARTEP 5-530-12-MTP Engineer Light Diving Team

ARTEP 5-530-14-MTP Engineer Team, Real Estate (LF). To be published within six months.

ARTEP 5-530-16-MTP Engineer Team, Utilities (4000) (LH). To be published within six months.

ARTEP 5-602-68-MTP Headquarters, Headquarters Company, Engineer Brigade (Theater Army). To be published within six months.

ARTEP 5-603-35-MTP Engineer Port-Opening Company. 1 March 2000

ARTEP 5-605-66-MTP Engineer Battalion, Topographic. 20 April 1999

ARTEP 5-606-34-MTP Headquarters, Headquarters Company, Engineer Battalion, Topographic. 20 April 1999

ARTEP 5-607-35-MTP Engineer Company, Topographic. 20 April 1999

ARTEP 5-608-35-MTP Engineer Company, Topographic (Corps). 20 April 1999

ARTEP 5-615-66-MTP Engineer Prime Power Battalion. To be published within six months.

ARTEP 5-616-34-MTP Headquarters Company, Engineer Prime Power Battalion. To be published within six months.

ARTEP 5-617-10-MTP Prime-Power Line Platoon, Engineer Company, Engineer Prime-Power Battalion. To be published within six months.

ARTEP 5-617-11-MTP Prime Power Platoon, Engineer Company, Engineer Prime Power Battalion. To be published within six months.

ARTEP 5-617-35-MTP Engineer Company, Engineer Prime Power Battalion. To be published within six months.

Department of Army Forms

DA FORM 1594 Daily Staff Journal or Duty Officer's Log. 1 November 1962

DA FORM 2028 Recommended Changes to Publications and Blank Forms. 1 February 1974

DA FORM 31 Request and Authority for Leave (EGA). 1 September 1993

DA FORM 3318 Records of Demands - Title Insert. 1 January 1982

DA FORM 3955 Change of Address and Directory Card. 1 February 1979

DA FORM 638 Recommendation for Award. 1 November 1994

DA FORM 647 Personnel Register. 1 August 1978

Department of Army Pamphlets

DA PAM 350-38 Standards in Weapon Training. 3 July 1997

DA PAM 710-2-1 Using Unit Supply System (Manual Procedures)(Standalone Pub). 31
December 1997

Department of Defense Publications

DOD REG 5500.7-R Standards of Conduct. 30 August 1993

Field Manuals

FM 100-5 Operations. 14 June 1993
 FM 101-5 Staff Organization and Operations. 31 May 1997
 FM 10-23 Basic Doctrine for Army Field Feeding and Class I Operations
Management. 18 April 1996
 FM 10-27-4 Organizational Supply and Services for Unit Leaders. 14 April 2000
 FM 12-6 Personnel Doctrine. 9 September 1994
 FM 16-1 Religious Support. 26 May 1995
 FM 20-32 Mine/Countermine Operations. 29 May 1998
 FM 21-10 Field Hygiene and Sanitation. 21 June 2000
 FM 21-10-1 Unit Field Sanitation Team. 11 October 1989
 FM 21-26 Map Reading and Land Navigation. 7 May 1993
 FM 21-31 Topographic Symbols. 19 June 1961
 FM 21-75 Combat Skills of the Soldier. 3 August 1984
 FM 22-51 Leaders` Manual for Combat Stress Control. 29 September 1994
 FM 24-1 Signal Support in the AirLand Battle. 15 October 1990
 FM 24-18 Tactical Single-Channel Radio Communications Techniques. 30
September 1987
 FM 24-19 Radio Operator's Handbook. 24 May 1991
 FM 24-33 Communications Techniques: Electronic Counter-Countermeasures. 17
July 1990
 FM 24-35 (O) Signal Operation Instructions "The SOI." 26 October 1990
 FM 24-35-1 (O) Signal Supplemental Instructions. 2 October 1990
 FM 25-100 Training the Force. 15 November 1988
 FM 25-101 Battle Focused Training. 30 September 1990
 FM 25-4 How to Conduct Training Exercises. 10 September 1984
 FM 25-5 Training for Mobilization and War. 25 January 1985
 FM 3-0 Operations. 14 June 2001
 FM 3-19.30 Physical Security. 8 January 2001
 FM 3-19.4 Military Police Leaders' Handbook. To be published within six months.
 FM 3-19.40 (FM 19-40) Military Police Internment/Resettlement Operations. 1 August 2001
 FM 3-34.2 Combined-Arms Breaching Operations. 31 August 2000
 FM 34-1 Intelligence and Electronic Warfare Operations. 27 September 1994
 FM 34-3 Intelligence Analysis. 15 March 1990
 FM 34-5 (S) Human Intelligence and Related Counterintelligence Operations. 29
July 1994
 FM 34-60 Counterintelligence. 3 October 1995
 FM 34-80 Brigade and Battalion Intelligence and Electronic Warfare Operations. 15
April 1986
 FM 3-90 Tactics. 4 July 2001
 FM 5-10 Combat Engineer Platoon. 3 October 1995
 FM 5-100 Engineer Operations. 27 February 1996
 FM 5-100-15 Corps Engineer Operations. 6 June 1995

FM 5-102	Countermobility. 14 March 1985
FM 5-103	Survivability. 10 June 1985
FM 5-104	General Engineering. 12 November 1986
FM 5-170	Engineer Reconnaissance. 5 May 1998
FM 5-233	Construction Surveying. 4 January 1985
FM 5-34	Engineer Field Data. 30 August 1999
FM 5-410	Military Soils Engineering. 23 December 1992
FM 5-412	Project Management. 13 June 1994
FM 5-430-00-1	Planning and Design of Roads, Airfields, and Heliports in the Theater of Operations - Road Design. 26 August 1994
FM 5-430-00-2	Planning and Design of Roads, Airfields, and Heliports in the Theater of Operations - Airfield and Heliport Design. 29 September 1994
FM 5-480	Port Construction and Repair. 12 December 1990
FM 55-20	Rail Transport in a Theater of Operations. 1 June 2000
FM 55-30	Army Motor Transport Units and Operations. 27 June 1997
FM 5-71-100	Division Engineer Combat Operations. 22 April 1993
FM 5-71-3	Brigade Engineer Combat Operations (Armored). 3 October 1995
FM 57-38	Pathfinder Operations. 9 April 1993
FM 71-1	Tank and Mechanized Infantry Company Team. 26 January 1998
FM 7-7	The Mechanized Infantry Platoon and Squad (APC). 15 March 1985
FM 7-8	Infantry Rifle Platoon and Squad. 22 April 1992
FM 8-10-6	Medical Evacuation in a Theater of Operations, Tactics, Techniques and Procedures. 14 April 2000
FM 8-51	Combat Stress Control in a Theater of Operations Tactics, Techniques, and Procedures. 29 September 1994
FM 90-7	Combined Arms Obstacle Integration. 29 September 1994

Other Product Types

TRADOC PAM 11-9 Blueprint of the Battlefield. 27 April 1990

Soldier Training Publications

STP 19-95B1-SM	Soldier's Manual, MOS 95B, Military Police, Skill Level 1. 21 February 1997
STP 21-1-SMCT	Soldier's Manual of Common Tasks Skill Level 1. 1 October 2001
STP 21-24-SMCT	Soldier's Manual of Common Tasks (SMCT) Skill Levels 2-4. 1 October 2001
STP 21-II-MQS	Military Qualification Standards II Manual of Common Tasks for (Lieutenants and Captains). 31 January 1991
STP 21-I-MQS	Military Qualification Standards I Manual of Common Tasks (Precommissioning Requirements). 31 May 1990
STP 5-12B24-SM-TG	Soldier's Manual Skill Levels 2/3/4 and Trainer's Guide, MOS 12B, Combat Engineer. 12 December 1990
STP 5-62G13-SM-TG	Soldier's Manual and Trainer's Guide: 62G Quarrying Specialist (Skill Levels 1/2/3). 5 May 1986
STP 5-62N34-SM-TG	Construction Equipment Supervisor Soldier's Manual and Trainer's Guide, MOS 62N, Skill Levels 3/4. 21 February 1989.

Technical Manuals

TM 11-3895-203-15	Operator's Organizational, Direct Support, General Support and Depot Maintenance Manual for Reel Equipment, CE-11 (NSN 5805-00-407-7722). 11 April 1967
TM 11-5805-262-12	Operator's and Unit Maintenance Manual for Switchboards, Telephone, Manual, SB-22/PT (NSN 5805-00-257-3602) and SB-22A/PT (5805-00-715-6171) (Including Tone Signaling Adapter, TA-977/PT (5805-01-040-9653). 15 June 1990
TM 11-5805-294-12	Operator's and Organizational Maintenance Manual for Manual Telephone Switchboard, SB-993/GT (NSN 5805-00-708-2202). 8 September 1983
TM 5-303	Army Facilities Components System - Logistic Data and Bills of Materiel. 1 June 1986
TM 5-304	Army Facilities Components System User Guide. 1 October 1990

Training Circulars

TC 12-16	PAC Noncommissioned Officer's Guide. 27 June 1991
TC 12-17	Adjutant's Call/The S1 Handbook. 17 March 1992
TC 22-6	The Army Noncommissioned Officer Guide 23 November 1990
TC 24-20	Tactical Wire and Cable Techniques. 3 October 1988
TC 25-20	A Leader's Guide to After Action Reviews. 30 September 1993
TC 25-6	Force-on-Force Collective Training Using the Tactical Engagement Simulation Training System. 3 October 1995
TC 25-8	Training Ranges. 25 February 1992
TC 5-340	Air Base Damage Repair (Pavement Repair). 27 December 1988

Questionnaire

MTP NUMBER _____ DATE _____

MTP TITLE _____

Request your recommendations to improve this training publication. To make it easier for you to make recommendations, a standard questionnaire has been provided. Please respond to all questions by circling your answer or providing a written response, where requested. Please make a copy of this questionnaire. Mail to: Commandant, US Army MANSCEN, ATTN: ATZT-DT-WF-E, Fort Leonard Wood, MO 65473-8600.

THE FOLLOWING QUESTIONS PERTAIN TO YOU.

1. What is your position (for example, company commander, platoon sergeant [PSG])?

2. How long have you served in this position? _____

3. How long have you served in this unit? _____

4. What is your component?

- a. Active Component
- b. Reserve Component

5. Where is your unit?

- a. Continental United States (CONUS)
- b. United States Army, Europe (USAREUR)
- c. United States Army, Western Command (WESTCOM)
- d. Eighth United States Army (USA)
- e. Other (specify)

THE FOLLOWING QUESTIONS ARE ABOUT THE MTP IN GENERAL.

6. How do you feel this document has affected training in your unit when compared to other training products?

- a. Has made training worse.
- b. Has made training better.
- c. Has had no affect on training.
- d. Do not know or do not have an opinion.

7. How easy is the document to use, compared to other training products?

- a. More difficult.
- b. Easier.
- c. About the same.
- d. Do not know or do not have an opinion.

For question numbers 8 through 11, choose one of the following answers:

- a. Chapter 1, Unit Training.
- b. Chapter 2, Training Matrixes.
- c. Chapter 3, Mission Outlines.
- d. Chapter 4, Training Exercises.
- e. Chapter 5, Training and Evaluation Outlines.
- f. Chapter 6, External Evaluation.
- g. Do not know or do not have an opinion.

8. What part of the MTP document was least useful? _____

9. What part of the MTP document was most useful? _____

10. What is the most difficult part of the MTP to understand?

11. What is the easiest part of the MTP to understand? _____

THE FOLLOWING QUESTIONS PERTAIN TO THE TRAINING EXERCISES.

12. The exercises are designed to prepare the unit to accomplish its wartime mission. In your opinion, how well do they fulfill this purpose?

- a. They do not prepare the unit at all.
- b. They help, but only provide 20 percent or less of my unit's training requirements.
- c. They help, but only provide 21 to 50 percent of my unit's training requirements.
- d. They help, but only provide between 51 to 80 percent of my unit's training requirements.
- e. They provide 81 percent or more of my unit's training requirements.

13. Would you recommend that any STX be added or deleted from the MTP? _____

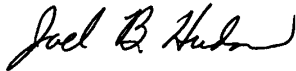
14. What was the greatest problem you experienced with the exercises?

- a. Have too many pages.
- b. Are hard to read and understand.
- c. Need more illustrations.
- d. Need more information on how to set up the exercises.
- e. Need more information on leader training.
- f. Need more information on how to conduct the exercises.
- g. Need more information on support and resources.
- h. Need more information on normally attached elements.
- i. Do not interface well with other training products, such as battle drills.
- j. Do not know or do not have an opinion.

By Order of the Secretary of the Army:

ERIC K. SHINSEKI
General, United States Army
Chief of Staff

Official:



JOEL B. HUDSON
Administrative Assistant to the
Secretary of the Army
0220721

DISTRIBUTION:

Active Army, Army National Guard, and US Army Reserve: Not to be distributed. Electronic Media Only.

PIN: 079969-000